

JAN 06

**SUMMARY OF CHANGES**

The following is a listing of changes or clarifications, which have become effective in the past 12 months. These revisions are listed for the convenience of the user in rapidly locating them. This listing will be updated with the release of each quarterly CD version of the Uniform Regulation, but will continue to reflect the past 12 months for the user's convenience.

**ARTICLE**

**TABLE 3-1-2**

Handbag, Black; Skirt Blue, Belted; Skirt, Blue, Unbelted; Skirt, CNT, Poly, White Belted; Skirt, Poly/Cotton, White Belted and Shoes, Black Dress Pumps have been removed from this table. (Jan 06 CD)

**TABLE 3-1-2**

Removed - **"\*NOTE:** Skirts and Heels are optional seabag components, but unauthorized to be worn when assigned aboard ship." (Jan 06 CD)

**Chapter Three, Section Two Through Four**

The Cardigan blue sweater is no longer an authorized uniform component. (Jan 06 CD)

**Chapter Three, Section Two**

Modifications were made to the articles identifying female uniform components. Slip, formal and dress shoes are optional uniform components. Service shoes are basic uniform components, update section two accordingly. (Jan 06 CD)

**Chapter Three, Section Three**

Modifications were made to the articles identifying female uniform components. Slip, formal and dress shoes are optional uniform components. Service shoes are basic

uniform components, update section three accordingly. (Jan 06 CD)

### **Chapter Three, Section Four**

Modifications were made to the articles identifying female uniform components. Slip, formal and dress shoes are optional uniforms. Service shoes are basic uniform components, update section four accordingly. (Jan 06 CD)

#### **3501.81 - Change "81. SWEATER, CARDIGAN**

a. Description. A plain single-breasted cardigan style sweater made of authorized navy blue woolen or synthetic yarn, with a button front closure, long sleeves, wristlets and V-neck. A pocket in the lower part of one or both foreparts is optional. Women's sweaters button to the left and men's sweaters button to the right.

b. Correct Wear. Button all buttons. Wear only within the immediate office space. Shirt collar is worn inside the sweater when a tie is worn and outside the sweater when no tie is worn. For shipboard restrictions, refer to <article 1101.5e>. Cardigan sweater will phase out 1 October 2003."

**Change to:** "81. (Blank)" (Jan 06 CD)

#### **FOOTNOTES FOR CHAPTER THREE**

Change footnote - "2. When wearing slacks with service shoes, socks are required. (Socks color shall match service shoes, except khaki socks shall be worn with brown shoes.) When wearing slacks with dress shoes (pumps), hosiery is required."

**Change to:** "2. For male and females, socks color shall match service shoes, except khaki socks shall be worn with brown shoes. For females, when wearing slacks with dress or formal shoes (pumps or flat), hosiery is required. When wearing slacks with service shoes (oxford), socks are required. When wearing skirts, hosiery is required instead of socks and a slip if the skirt worn is unlined." (Jan 06 CD)

**4226.** - Change "21. Dental Technician (DT). A caduceus, with a block letter "D" midway on the staff."

**Change to:** "21. Dental Technician (DT). A caduceus, with a block letter "D" midway on the staff. (Disestablished and converted to HM, 1 Oct 05.)"  
(Jan 06 CD)

**4226.** - Change "22. Disbursing Clerk (DK). A check with a key in it at an angle; web and pin of key down and to the front."

**Change to:** "22. Disbursing Clerk (DK). A check with a key in it at an angle; web and pin of key down and to the front. (Disestablished and converted to PS, 1 Oct 05)"  
(Jan 06 CD)

**4226.** - Change "50. Personnelman (PN). Crossed manual and quill; manual upper most; pen nib down and to the front."

**Change to:** "50. Personnel Specialist (PS). Crossed manual and quill; manual upper most; pen nib down and to the front. (The Personnelman (PN) rate has been disestablished and converted to PS, 1 Oct 05)" (Jan 06 CD)

**4226.** - Change "56. Signalman (SM). Two upright crossed semaphore flags."

**Change to:** "56. Signalman (SM). Two upright crossed semaphore flags. (Disestablished 30 Sep 04.)"  
(Jan 06 CD)

**4331.** - Change **"THE FOLLOWING INFORMATION IS PROVIDED FOR COMMANDS ORDERING UNIT IDENTIFICATION MARKS (UIMS)"**

#### **UNIT IDENTIFICATION MARKS**

THE FOLLOWING INFORMATION IS PROVIDED FOR COMMANDS ORDERING UNIT IDENTIFICATION MARKS (UIMS)

- USE DD FORM 1155 OR ANY AUTHORIZED ORDERING FORMS.
- ORDER FROM: SCHREYER EMBROIDERY CORP  
50 INDUSTRIAL AVENUE  
FAIRVIEW NJ 07022  
  
PHONE: (201) 943-6221

- USE OF IMPAC CARD AUTHORIZED
- EACH ORDER SHALL CONTAIN THE FOLLOWING INFORMATION:
  1. DATE OF ORDER
  2. CONTRACT NUMBER - SP0100-98-D-5004
  3. ACCOUNTING AND APPROPRIATION DATA
  4. ITEM DESCRIPTION
    - QUANTITY ORDERED (Minimum quantity per order - 300 and a +/-5% variation in quantity must be considered.)
    - DESTINATION
    - CONTRACT PRICE - \$ .24 EA
  5. DELIVERY, INVOICE, AND PAYMENT PROVISIONS TO THE EXTENT NOT COVERED BY THE BASIC CONTRACT
  6. AUTHORIZED SHORT TITLE (Per SNDL Parts 1 and 2 OPNAV P09B2-105)
  7. SHIPPING ADDRESS/POINT OF CONTACT/PHONE NUMBER
    - INQUIRIES MAY BE DIRECTED TO:
    - NCTRF - PHILADELPHIA, PA (ELIAS DUNGCA)
    - PHONE: COMM: (215) 737-3802; DSN: 444-3802

**Change to: "THE FOLLOWING INFORMATION IS PROVIDED FOR COMMANDS ORDERING UNIT IDENTIFICATION MARKS (UIMS)**

#### UNIT IDENTIFICATION MARKS

THE FOLLOWING INFORMATION IS PROVIDED FOR COMMANDS ORDERING UNIT IDENTIFICATION MARKS (UIMS)

- USE DD FORM 1155 OR ANY AUTHORIZED ORDERING FORMS.
- ORDER FROM: J&S FINISHING INC.  
 443 62<sup>ND</sup> STREET  
 WEST NEW YORK, NJ 07093  
  
 PHONE: (201) 854-0338

- USE OF IMPAC CARD AUTHORIZED
- EACH ORDER SHALL CONTAIN THE FOLLOWING INFORMATION:
  1. DATE OF ORDER
  2. CONTRACT NUMBER - SP0100-03-D-4099
  3. ACCOUNTING AND APPROPRIATION DATA



4. ITEM DESCRIPTION
  - QUANTITY ORDERED (Minimum quantity per order - 50 and a +/-5% variation in quantity must be considered.)
  - DESTINATION
  - CONTRACT PRICE - \$ .24 EA
5. DELIVERY, INVOICE, AND PAYMENT PROVISIONS TO THE EXTENT NOT COVERED BY THE BASIC CONTRACT
6. AUTHORIZED SHORT TITLE (Per SNDL Parts 1 and 2 OPNAV P09B2-105)
7. SHIPPING ADDRESS/POINT OF CONTACT/PHONE NUMBER
  - INQUIRIES MAY BE DIRECTED TO:
  - NCTRF - PHILADELPHIA, PA (SUZANNE MARINARI)  
PHONE: COMM: (215) 737-7954; DSN: 444-7954

(Jan 06 CD)

**5201.4b** - Delete "/USNR" from the first sentence. (Jan 06 CD)

**5308.** - The Afghanistan Campaign Medal and Iraq Campaign Medal have been incorporated to the Campaign and Service Awards order of precedence list. (Jan 06 CD)

#### **Chapter Six, Section Eight, Article 6803**

The regulations governing the wear of flight clothing has been revised, update section accordingly. (Jan 06 CD)

**7202.1** - Change first sentence " 1. Chief of Naval Operations (N09BU) establishes the requirement for enlisted personnel to wear civilian clothing in the performance of their official duties."

**Change to:** " 1. Chief of Naval Operations (N131U) establishes the requirement for enlisted personnel to wear civilian clothing in the performance of their official duties." (Jan 06 CD)

## TABLE OF CONTENTS

### UNITED STATES NAVY UNIFORM REGULATIONS

#### CHAPTER ONE - GENERAL UNIFORM REGULATIONS

	<u>Article</u>
<b>SECTION 1: GENERAL INFORMATION</b>	
1. POLICY.....	1101.1
2. HISTORY.....	1101.2
3. ENFORCEMENT.....	1101.3
4. HEADGEAR.....	1101.4
5. SHIPBOARD RESTRICTIONS.....	1101.5
6. CLOTHING REPLACEMENT ALLOWANCES.....	1101.6
<b>SECTION 2: AUTHORITY TO PRESCRIBE</b>	
1. GENERAL.....	1201.1
2. PRESCRIBING AUTHORITY.....	1201.2
3. SENIOR OFFICER PRESENT AFLOAT (SOPA).....	1201.3
4. PRESCRIBED UNIFORMS.....	1201.4
5. REGULATIONS.....	1201.5
<b>SECTION 3: TRAVEL UNIFORM</b>	
1. GENERAL.....	1301.1
2. REGIONAL TRAVEL.....	1301.2
3. GOVERNMENT TRANSPORTATION.....	1301.3
4. COMMERCIAL TRANSPORTATION.....	1301.4
5. COMMUTING.....	1301.5
<b>SECTION 4: LAWS, DIRECTIVES, U.S. NAVY REGULATIONS PERTAINING TO UNIFORMS</b>	
1. GENERAL.....	1401.1
2. U.S. NAVY REGULATIONS.....	1401.2
3. EXCERPTS OF LAWS AND AMPLIFYING DIRECTIVES.....	1401.3
4. DISTINCTIVE INSIGNIA.....	1401.4
5. DISPLAY AND USE OF THE FLAG.....	1401.5
<b>SECTION 5: UNIFORM STANDARDS</b>	
1. STANDARD PHRASEOLOGY.....	1501.1
2. REGULATION CLOTHING AND INSIGNIA.....	1501.2
3. AUTHORIZED FABRICS.....	1501.3
4. SPECIFICATIONS AND STANDARD SAMPLES.....	1501.4
5. UNIFORM REVIEW AND DEVELOPMENT.....	1501.5
6. CONTINUING REVIEW.....	1501.6

## **CHAPTER TWO - GROOMING STANDARDS**

### **SECTION 1: GENERAL INFORMATION**

1. GENERAL.....2101.1
2. NAVY PERSONNEL ASSIGNED TO MARINE CORPS....2101.2
3. SMARTNESS.....2101.3
4. CARE OF THE UNIFORM.....2101.4
5. CLEANING.....2101.5

### **SECTION 2: PERSONAL APPEARANCE**

1. HAIR.....2201.1
2. SHAVING AND MUSTACHES.....2201.2
3. HAIRPIECES.....2201.3
4. COSMETICS.....2201.4
5. FINGERNAILS.....2201.5
6. JEWELRY.....2201.6
7. TATTOOS.....2201.7
8. MUTILATION.....2201.8
9. DENTAL ORNAMENTATION.....2201.9

## **CHAPTER THREE - UNIFORM COMPONENTS**

### **SECTION 1: GENERAL REQUIREMENTS AND INFORMATION**

1. UNIFORM REQUIREMENTS (OFFICERS/CPOS).....3101.1
2. UNIFORM REQUIREMENTS (E6 AND BELOW).....3101.2
3. AUTHORIZED FABRICS.....3101.3
4. INSPECTIONS.....3101.4
5. OWNERSHIP MARKINGS.....3101.5
6. U.S. NAVY TAPES.....3101.6
7. TRANSFER OF CLOTHING.....3101.7
8. RESTRICTIONS.....3101.8
9. NON-AVAILABILITY OF WOMEN'S UNIFORM ITEMS..3101.9

### **SECTION 2: OFFICER UNIFORMS**

1. **FORMAL AND DINNER DRESS UNIFORMS**
  - a. FORMAL DRESS (MEN).....3201
  - b. FORMAL DRESS (WOMEN).....3202
  - c. DINNER DRESS BLUE JACKET (MEN).....3203
  - d. DINNER DRESS BLUE JACKET (WOMEN).....3204
  - e. DINNER DRESS WHITE JACKET (MEN).....3205
  - f. DINNER DRESS WHITE JACKET (WOMEN).....3206
  - g. DINNER DRESS BLUE (MEN).....3207
  - h. DINNER DRESS BLUE (WOMEN).....3208
  - i. DINNER DRESS WHITE (MEN).....3209
  - j. DINNER DRESS WHITE (WOMEN).....3210
  - k. TROPICAL DINNER DRESS BLUE (MEN).....3211
  - l. TROPICAL DINNER DRESS BLUE (WOMEN).....3212

2.	<b>CEREMONIAL UNIFORMS</b>	
a.	FULL DRESS BLUE (MEN) .....	3213
b.	FULL DRESS BLUE (WOMEN) .....	3214
c.	FULL DRESS WHITE (MEN) .....	3215
d.	FULL DRESS WHITE (WOMEN) .....	3216
3.	<b>SERVICE DRESS UNIFORMS</b>	
a.	SERVICE DRESS BLUE (MEN) .....	3217
b.	SERVICE DRESS BLUE (WOMEN) .....	3218
c.	SERVICE DRESS WHITE (MEN) .....	3219
d.	SERVICE DRESS WHITE (WOMEN) .....	3220
e.	SERVICE DRESS BLUE YANKEE (MEN) .....	3221
f.	SERVICE DRESS BLUE YANKEE (WOMEN) .....	3222
4.	<b>SERVICE UNIFORMS</b>	
a.	SERVICE KHAKI (MEN) .....	3223
b.	SERVICE KHAKI (WOMEN) .....	3224
c.	SUMMER WHITE (MEN) .....	3225
d.	SUMMER WHITE (WOMEN) .....	3226
e.	TROPICAL WHITE (MEN) .....	3227
f.	TROPICAL WHITE (WOMEN) .....	3228
g.	WINTER BLUE (MEN) .....	3229
h.	WINTER BLUE (WOMEN) .....	3230
5.	<b>WORKING UNIFORMS</b>	
a.	WINTER WORKING BLUE (MEN) .....	3231
b.	WINTER WORKING BLUE (WOMEN) .....	3232
c.	WORKING KHAKI (MEN) .....	3233
d.	WORKING KHAKI (WOMEN) .....	3234
e.	TROPICAL KHAKI (MEN) .....	3235
f.	TROPICAL KHAKI (WOMEN) .....	3236
g.	AVIATION WORKING GREEN (MEN) .....	3237
h.	AVIATION WORKING GREEN (WOMEN) .....	3238
i.	COVERALLS (MEN) .....	3239
j.	COVERALLS (WOMEN) .....	3240

### **SECTION 3: CHIEF PETTY OFFICER UNIFORMS**

1.	<b>DINNER DRESS UNIFORMS</b>	
a.	DINNER DRESS BLUE JACKET (MEN) .....	3301
b.	DINNER DRESS BLUE JACKET (WOMEN) .....	3302
c.	DINNER DRESS WHITE JACKET (MEN) .....	3303
d.	DINNER DRESS WHITE JACKET (WOMEN) .....	3304
e.	DINNER DRESS BLUE (MEN) .....	3305
f.	DINNER DRESS BLUE (WOMEN) .....	3306
g.	DINNER DRESS WHITE (MEN) .....	3307
h.	DINNER DRESS WHITE (WOMEN) .....	3308
i.	TROPICAL DINNER DRESS BLUE (MEN) .....	3309
j.	TROPICAL DINNER DRESS BLUE (WOMEN) .....	3310
2.	<b>CEREMONIAL UNIFORMS</b>	
a.	FULL DRESS BLUE (MEN) .....	3311

- b. FULL DRESS BLUE (WOMEN) .....3312
  - c. FULL DRESS WHITE (MEN) .....3313
  - d. FULL DRESS WHITE (WOMEN) .....3314
- 3. **SERVICE DRESS UNIFORMS**
  - a. SERVICE DRESS BLUE (MEN) .....3315
  - b. SERVICE DRESS BLUE (WOMEN) .....3316
  - c. SERVICE DRESS WHITE (MEN) .....3317
  - d. SERVICE DRESS WHITE (WOMEN) .....3318
  - e. SERVICE DRESS BLUE YANKEE (MEN) .....3319
  - f. SERVICE DRESS BLUE YANKEE (WOMEN) .....3320
- 4. **SERVICE UNIFORMS**
  - a. SERVICE KHAKI (MEN) .....3321
  - b. SERVICE KHAKI (WOMEN) .....3322
  - c. SUMMER WHITE (MEN) .....3323
  - d. SUMMER WHITE (WOMEN) .....3324
  - e. TROPICAL WHITE (MEN) .....3325
  - f. TROPICAL WHITE (WOMEN) .....3326
  - g. WINTER BLUE (MEN) .....3327
  - h. WINTER BLUE (WOMEN) .....3328
- 5. **WORKING UNIFORMS**
  - a. WINTER WORKING BLUE (MEN) .....3329
  - b. WINTER WORKING BLUE (WOMEN) .....3330
  - c. WORKING KHAKI (MEN) .....3331
  - d. WORKING KHAKI (WOMEN) .....3332
  - e. TROPICAL KHAKI (MEN) .....3333
  - f. TROPICAL KHAKI (WOMEN) .....3334
  - g. AVIATION WORKING GREEN (MEN) .....3335
  - h. AVIATION WORKING GREEN (WOMEN) .....3336
  - i. COVERALLS (MEN) .....3337
  - j. COVERALLS (WOMEN) .....3338

#### **SECTION 4: ENLISTED MEN AND WOMEN (E6 AND BELOW)**

- 1. **DINNER DRESS UNIFORMS**
  - a. DINNER DRESS BLUE JACKET (MEN) ..... 3401
  - b. DINNER DRESS BLUE JACKET (WOMEN) .....3402
  - c. DINNER DRESS WHITE JACKET (MEN) .....3403
  - d. DINNER DRESS WHITE JACKET (WOMEN) .....3404
  - e. DINNER DRESS BLUE (MEN) .....3405
  - f. DINNER DRESS BLUE (WOMEN) .....3406
  - g. DINNER DRESS WHITE (MEN) .....3407
  - h. DINNER DRESS WHITE (WOMEN) .....3408
  - i. TROPICAL DINNER DRESS BLUE (MEN) .....3409
  - j. TROPICAL DINNER DRESS BLUE (WOMEN) .....3410
- 2. **CEREMONIAL UNIFORMS**
  - a. FULL DRESS BLUE (MEN) .....3411
  - b. FULL DRESS BLUE (WOMEN) .....3412
  - c. FULL DRESS WHITE (MEN) .....3413

d.	FULL DRESS WHITE (WOMEN).....	3414
3.	<b>SERVICE DRESS UNIFORMS</b>	
a.	SERVICE DRESS BLUE (MEN).....	3415
b.	SERVICE DRESS BLUE (WOMEN).....	3416
c.	SERVICE DRESS WHITE (MEN).....	3417
d.	SERVICE DRESS WHITE (WOMEN).....	3418
4.	<b>SERVICE UNIFORMS</b>	
a.	SUMMER WHITE (MEN).....	3419
b.	SUMMER WHITE (WOMEN).....	3420
c.	TROPICAL WHITE (MEN).....	3421
d.	TROPICAL WHITE (WOMEN).....	3422
e.	WINTER BLUE (MEN).....	3423
f.	WINTER BLUE (WOMEN).....	3424
5.	<b>WORKING UNIFORMS</b>	
a.	WINTER WORKING BLUE (MEN).....	3425
b.	WINTER WORKING BLUE (WOMEN).....	3426
c.	UTILITIES (MEN).....	3427
d.	UTILITIES (WOMEN).....	3428
e.	TROPICAL UTILITIES (MEN).....	3429
f.	TROPICAL UTILITIES (WOMEN).....	3430
g.	COVERALLS (MEN).....	3431
h.	COVERALLS (WOMEN).....	3432

<b>SECTION 5: DESCRIPTION AND WEAR OF UNIFORM</b>	
<b>COMPONENTS.....</b>	<b>3501</b>

#### **CHAPTER FOUR - RANK/RATE INSIGNIA**

<b>SECTION 1: OFFICER RANK INSIGNIA</b>	
1. SLEEVE INSIGNIA.....	4101
2. SLEEVE DEVICES FOR LINE AND STAFF CORPS....	4102
3. SHOULDER INSIGNIA.....	4103
4. COLLAR GRADE INSIGNIA.....	4104

#### **SECTION 2: ENLISTED RATE/RATING INSIGNIA**

##### **PART 1: CPO RATE INSIGNIA**

1. CPO RATING BADGES.....	4211
2. CPO COLLAR INSIGNIA.....	4212
3. METAL RANK INSIGNIA ON OUTERGARMENTS.....	4213
4. SOFT SHOULDER BOARDS.....	4214

##### **PART 2: E-1 TO E-6 RATE INSIGNIA**

1. RATING BADGES.....	4221
2. GROUP RATE MARKS.....	4222
3. STRIKER MARKS.....	4223
4. APPRENTICE TRAINING GRADUATES.....	4224
5. UNIT IDENTIFICATION MARKS.....	4225

6.	SPECIALTY MARKS.....	4226
7.	COLLAR INSIGNIA.....	4227

### **PART 3: SERVICE STRIPES**

1.	SERVICE STRIPES.....	4231
2.	GOLD RATING BADGE AND SERVICE STRIPES.....	4232
3.	CONTINUED WEARING OF GOLD.....	4233
4.	FLEET RESERVE PERSONNEL.....	4234
5.	RATING MERGERS.....	4235

## **SECTION 3: HEADGEAR INSIGNIA**

### **PART 1: COMMISSIONED OFFICERS AND WARRANT OFFICERS HEADGEAR INSIGNIA**

1.	CAP DEVICE.....	4311.1
2.	VISOR ORNAMENTATION.....	4311.2
3.	CHIN STRAPS.....	4311.3
4.	HEADGEAR.....	4311.4

### **PART 2: CHIEF PETTY OFFICER (CPO) HEADGEAR INSIGNIA**

1.	CAP DEVICE.....	4321.1
2.	CHIN STRAP.....	4321.2
3.	HEADGEAR.....	4322.3

### **PART 3: E1 - E6 HEADGEAR INSIGNIA**

1.	CAP DEVICE.....	4331.1
2.	HEADGEAR.....	4331.2

## **CHAPTER FIVE - IDENTIFICATION BADGES/AWARDS/INSIGNIA**

### **SECTION 1: IDENTIFICATION BADGES**

1.	PROVISIONS FOR WEAR.....	5101.1
2.	AUTHORIZED IDENTIFICATION BADGES.....	5101.2
3.	ELIGIBILITY AND DESCRIPTION OF AUTHORIZED IDENTIFICATION BADGES.....	5101.3

### **SECTION 2: BREAST INSIGNIA**

1.	COMMAND INSIGNIA.....	5201.1
2.	WARFARE AND OTHER QUALIFICATION INSIGNIA...	5201.2
3.	DESCRIPTION OF BREAST INSIGNIA.....	5201.3
4.	NAMETAGS.....	5201.4

### **SECTION 3: AWARDS**

1.	AWARDS (GENERAL PROVISIONS).....	5301
2.	DEFINITION OF TERMS.....	5302
3.	WEARING AWARDS ON CIVILIAN CLOTHES.....	5303
4.	PRECEDENCE OF AWARDS.....	5304
5.	MILITARY DECORATIONS.....	5305

6.	UNIT AWARDS.....	5306
7.	NON-MILITARY DECORATIONS.....	5307
8.	CAMPAIGN AND SERVICE AWARDS.....	5308
9.	FOREIGN DECORATIONS AND NON-U.S. SERVICE AWARDS.....	5309
10.	MARKSMANSHIP AWARDS (BADGES).....	5310
11.	AWARDS OF MILITARY SOCIETIES AND OTHER ORGANIZATIONS.....	5311
12.	RIBBONS.....	5312
13.	RIBBONS WITH MEDALS.....	5313
14.	LARGE MEDALS.....	5314
15.	MINIATURE MEDALS.....	5315
16.	ATTACHMENTS TO BE WORN ON RIBBONS AND MEDALS.....	5316
17.	LETTER DEVICES.....	5317
18.	CLASPS.....	5318
19.	MISCELLANEOUS DEVICES.....	5319

#### **SECTION 4: AIGUILLETES/BRASSARDS/BUTTONS**

AIGUILLETES.....	5401
1. OCCASIONS FOR WEAR.....	5401.1
2. AUTHORITY TO WEAR.....	5401.2
3. PROCEDURES FOR WEAR AND DESCRIPTIONS.....	5401.3
BRASSARDS.....	5402
BUTTONS.....	5403
BOATSWAIN'S PIPE AND LANYARD.....	5404

### **CHAPTER SIX - SPECIAL UNIFORM SITUATIONS**

#### **SECTION 1: OFFICER ACCESSION PROGRAMS**

1. GENERAL.....	6101.1
2. CAP INSIGNIA.....	6101.2
3. SLEEVE CLASS INSIGNIA (USNA AND NROTC ONLY).....	6101.3
4. SLEEVE RANK INSIGNIA (USNA).....	6101.4
5. SLEEVE RANK INSIGNIA (NROTC).....	6101.5
6. SLEEVE RANK INSIGNIA ..... (OTHER OFFICER CANDIDATE PROGRAMS)	6101.6
7. DISTINGUISHING MARKS.....	6101.7
8. SHOULDER BOARDS (FOR USNA AND NROTC).....	6101.8
9. OUTERGARMENT SHOULDER INSIGNIA..... (OTHER OFFICER CANDIDATE PROGRAMS)	6101.9
10. COAT COLLAR ANCHOR INSIGNIA AND COAT COLLAR STAR INSIGNIA.....	6101.10
11. SHIRT COLLAR INSIGNIA.....	6101.11



12.	BUTTONS.....	6101.12
13.	AIGUILLETES (USNA ONLY).....	6101.13
14.	USNA BREAST INSIGNIA.....	6101.14

## **SECTION 2: CEREMONIAL UNIFORMS**

1.	U.S. NAVY CEREMONIAL GUARD.....	6201.1
2.	HONOR GUARDS AND OTHER CEREMONIAL PERSONNEL.....	6201.2
3.	USS CONSTITUTION CREW.....	6201.3

## **SECTION 3: U.S. NAVY BANDS**

1.	THE U.S. NAVY BAND.....	6301.1
2.	U.S. NAVY BAND UNIFORMS.....	6301.2
3.	U.S. NAVAL ACADEMY BAND UNIFORMS.....	6301.3
4.	OTHER U.S. NAVY BANDS.....	6301.4

## **SECTION 4: SPECIFIC SITUATIONS**

1.	QUARTERDECK CEREMONIES.....	6401
2.	RECRUIT SPECIAL DRILL UNITS.....	6402
3.	MAIL CLERKS, ORDERLIES, ETC.....	6403
4.	FUNERAL DETAILS.....	6404
5.	RELIGIOUS DRESS AND APPEARANCE PRACTICES...	6405
6.	CULINARY SPECIALIST (CS RATE).....	6406
7.	WEDDING ATTIRE.....	6407
8.	SECURITY PERSONNEL.....	6408
9.	PERSONNEL IN CONFINEMENT WITHIN NAVAL FACILITIES.....	6409

## **SECTION 5: PERSONNEL SERVING WITH MARINE CORPS**

1.	GENERAL (UNIFORMS FOR PERSONNEL SERVING WITH MARINE UNITS).....	6501
----	--	------

## **SECTION 6: NAVAL PERSONNEL SERVING WITH ARMY, AIR FORCE, OR COAST GUARD**

1.	GENERAL (UNIFORMS FOR NAVAL PERSONNEL WITH ARMY, AIR FORCE, OR COAST GUARD).....	6601
----	---	------

## **SECTION 7: MATERNITY UNIFORMS**

1.	GENERAL (MATERNITY UNIFORMS).....	6701
2.	DESCRIPTION OF MATERNITY UNIFORM COMPONENTS.....	6702

## **SECTION 8: ORGANIZATIONAL CLOTHING AND PRIVATELY OWNED PROTECTIVE CLOTHING**

1.	GENERAL (ORGANIZATIONAL CLOTHING).....	6801
2.	CAMOUFLAGE UTILITY UNIFORMS.....	6802
3.	FLIGHT CLOTHING.....	6803

4. PROTECTIVE CLOTHING FOR OPERATING  
VEHICLES OTHER THAN AUTOMOBILES.....6804

**SECTION 9: MEDICAL PERSONNEL**

1. DEPLOYED MEDICAL UNIT PERSONNEL.....6901
2. INDOOR DUTY WHITE.....6902

**SECTION 10: RESERVE/RETIRED PERSONNEL**

1. UNIFORMS FOR RESERVE PERSONNEL.....61001
2. UNIFORMS FOR RETIRED PERSONNEL.....61002

**CHAPTER SEVEN - CIVILIAN CLOTHING**

**SECTION 1: GENERAL INFORMATION**

1. CIVILIAN CLOTHING.....7101.1
2. CASUAL CIVILIAN ATTIRE.....7101.2
3. DRUG ADVOCATION PROHIBITED.....7101.3
4. EARRINGS.....7101.4
5. BODY PIERCING.....7101.5
7. TATTOOS.....7101.6
8. MUTILATION.....7101.7
9. DENTAL ORNAMENTATION.....7101.8

**SECTION 2: GENERAL REGULATIONS PERTAINING TO THE WEARING  
OF CIVILIAN CLOTHES BY NAVAL PERSONNEL**

1. WEAR OF CIVILIAN CLOTHES IN FOREIGN  
COUNTRIES.....7201
2. CIVILIAN CLOTHES FOR MILITARY PERSONNEL ON  
SPECIAL DUTY.....7202
3. WEARING UNIFORM ARTICLES WITH CIVILIAN  
CLOTHES.....7203
4. CIVILIAN CEREMONIAL REGALIA WORN WITH  
NAVAL UNIFORM.....7204
5. GOVERNMENT TRANSPORTATION.....7205

## **CHAPTER ONE**

### **GENERAL UNIFORM REGULATIONS**

**SECTION 1: GENERAL INFORMATION**

**SECTION 2: AUTHORITY TO PRESCRIBE**

**SECTION 3: TRAVEL UNIFORM**

**SECTION 4: LAWS, DIRECTIVES, U.S. NAVY REGULATIONS  
PERTAINING TO UNIFORMS**

**SECTION 5: UNIFORM STANDARDS**

## CHAPTER ONE

### GENERAL UNIFORM REGULATIONS

#### SECTION 1: GENERAL INFORMATION

	<u>Article</u>
1. POLICY.....	1101.1
2. HISTORY.....	1101.2
3. ENFORCEMENT.....	1101.3
4. HEADGEAR.....	1101.4
5. SHIPBOARD RESTRICTIONS.....	1101.5
6. CLOTHING REPLACEMENT ALLOWANCES.....	1101.6

---

#### 1101. GENERAL INFORMATION

1. POLICY. The purpose of the U.S. Navy Uniform Regulations is to: (1) Provide descriptions of all authorized U.S. Navy uniforms and components, and (2) Provide guidance for all Navy activities prescribing uniform wear in order to present a uniform image world-wide. **It is issued by direction of the Chief of Naval Operations and carries the force of a General Order. Any procedures or components, regarding uniforms or grooming, not discussed in these regulations are prohibited.**

a. Applicability. The provisions of this manual apply to all personnel who are authorized to wear the U.S. Navy uniform. It is issued for information and guidance, and requires compliance when wearing naval uniforms. This manual is the sole source for dictating how to correctly wear U.S. Navy uniforms and uniform components. It supersedes UNITED STATES NAVY UNIFORM REGULATIONS, NAVPERS 15665H dated 19 April 1991, and all other existing directives on Navy uniforms. After 1 January 1996, Navy Uniform Regulations will be distributed quarterly via BUPERS Directives in CD ROM format and will contain revisions and updates to the 1995 manual. For distribution information, see <Link>.

b. Navy Uniform Board. Deputy Chief of Naval Operations (Manpower and Personnel) (N1) is charged by the Chief of Naval Operations, through the Navy Uniform Board, to continuously review U.S. Navy uniform matters. Composition and functions of the Navy Uniform Board are set forth below.

(1) Establishment and Organization. The Navy Uniform Board, reporting to the Chief of Naval Operations (CNO) via the Vice Chief of Naval Operations

(VCNO), assists the CNO in discharging his responsibilities for naval uniform matters.

## (2) Composition

(a) President: Deputy Chief of Naval Operations (Manpower and Personnel) (N1). The President may designate the next senior board member as chairman in his/her absence.

(b) Regular Members: Commander, Naval Supply Systems Command; Special Assistant for Women's Policy (Pers-00W); Master Chief Petty Officer of the Navy; Fleet Master Chief, Atlantic; Fleet Master Chief, Pacific; Fleet Master Chief, U.S. Naval Forces Europe, and a senior enlisted woman with extensive sea duty experience to alternate between Atlantic and Pacific fleet. Regular members may designate an alternate voting member.

(c) Working Groups. The President, Navy Uniform Board is authorized to convene working groups as necessary to perform special functions and studies in carrying out the mission of the Navy Uniform Board.

(d) Permanent Staff. The President, Navy Uniform Board, will designate a post-tour Command Master Chief as the Assistant for Navy Uniform Matters. The permanent staff will support the President, Navy Uniform Board, in carrying out his or her responsibilities. The staff will establish a point of contact with the Commander in Chief, U.S. Atlantic Fleet; Commander in Chief, U.S. Pacific Fleet; Commander in Chief, U.S. Naval Forces Europe; Commander, Naval Reserve Force; and Chief of Naval Education and Training to ensure uniform concerns and recommendations of our people are presented to the Navy Uniform Board.

(3) Mission. The mission of the Navy Uniform Board is to consider any matter related to Navy uniforms in which a perceived problem exists or in which a possible improvement can be made. The Uniform Board will be guided by the uniform goals and policy established by the Secretary of the Navy and the CNO. The functions of the Board are to:

(a) Coordinate matters pertaining to individual clothing.

(b) Monitor implementation of uniform policy.

(c) Review and recommend specification changes concerning design, detail, and material of uniform items.

(d) Coordinate development and testing of proposed uniforms and implementation of approved uniform improvements.

(e) Monitor procurement, issue, and retail of Navy uniforms to ensure conformance with uniform regulations.

(f) Maintain and interpret U.S. Navy Uniform Regulations per uniform policy and decisions of CNO.

(g) Submit individual clothing allowances for CNO-approved seabag requirements directly to the Office of the Assistant Secretary of Defense (Personnel and Readiness) for approval.

(h) Maintain close liaison with the other services in matters concerning uniforms.

(4) Policy. Uniform changes shall be kept to a minimum and shall be in consonance with the history and traditions of the Navy.

(5) Action

(a) In carrying out the responsibilities above, the President, Navy Uniform Board, will:

1 Forward reports and recommendations to the CNO via VCNO.

2 Prepare approved changes to Navy Uniform Regulations and submit changes to NCTAMSLANT, Norfolk, VA for inclusion in the BUPERS Directive CD.

(b) Forward recommendations to be considered by the Navy Uniform Board through the chain of command (Command Master Chief, Commanding Officer, Immediate Supervisor in Charge, and Type Commander) with appropriate comments and recommendations, to President, Navy Uniform Board, Deputy Chief of Naval Operations (N131U), 2 Navy Annex, Room 1055, Washington, DC 20370-5000.

2. HISTORY. Historically, uniforms have been the product of a sailor's environment: physical, geographical and technical. Uniforms were provided for protection

against the elements or to create distinction among specialists in a growing Navy. Foremost, however, was an element of simplicity providing a uniform that would not interfere with the Sailor's everyday tasks. Women's uniforms, on the other hand, were designed to duplicate civilian fashion trends. Today's Navy has narrowed the gap between men's and women's career paths. Women now perform many of the same tasks and have the same specialties as their male counterparts. These changes necessitated a more definitive policy to bring the uniforms of both men and women more closely in line with each other.

3. ENFORCEMENT. These regulations define the composition of authorized uniforms. Navy uniforms are distinctive visual evidence of the authority and responsibility vested in their wearer by the United States. The prescribing authority determines when and where the uniforms in this manual are appropriate for wear. Uniforms and components shall be worn as described in these regulations. Navy personnel must present a proud and professional appearance that will reflect positively on the individual, the Navy and the United States. While in uniform, it is inappropriate and detracts from military smartness for personnel to have their hands in their pockets. Additionally, when walking from point to point while in uniform, it is inappropriate and detracts from military smartness for personnel to be smoking or using tobacco products, or to be eating and/or drinking. All personnel shall comply with these regulations and be available to teach others the correct wear of Navy uniforms. Exemplary military appearance should be the norm for uniformed personnel. These regulations describe all authorized U.S. Navy uniforms and the proper manner for their wear.

#### 4. HEADGEAR

a. General. The cap/hat is an integral part of the uniform. Uniform headgear is not required to be worn when ships are at sea outside harbor limits, except on specific watches or on ceremonial occasions specified by the commanding officer or higher authority. Uniform headgear is required in port, unless safety prohibits wear, i.e., foreign object damage (FOD).

b. Outdoor Wear. Outdoors, personnel remain covered at all times unless ordered to uncover, or during religious services not associated with a military ceremony. Personnel remain covered during invocations or other religious military ceremonies such as changes of command, ships' commissionings and launchings, and military burials, etc. The chaplain conducting the

religious ceremony will guide participants following the customs of his church.

c. Indoor Wear. Indoors, personnel shall remain uncovered at all times unless directed otherwise by higher authority for a special situation/event. Those service members in a duty status and wearing side arms or a pistol belt may only remove headgear indoors when entering dining, medical or FOD hazard areas or where religious services are being conducted. Tiaras may be left on indoors.

d. Special Circumstances. A military cover may be removed when riding a bicycle on or off base. A safety helmet is recommended. Personnel may remove their cap or hat when traveling inside a private automobile or riding a bicycle off base. A cover is mandatory when entering or within a military reservation, unless wearing the cap is impractical or hazardous.

## 5. SHIPBOARD RESTRICTIONS

a. Polyester Uniforms. Do not wear 100% polyester uniforms (Certified Navy Twill) in any operating fire room. Wear only flame retardant clothing when engaged in hot work such as welding or brazing, and when exposed to open flame, such as during boiler light-off operations, or spark producing work such as grinding.

b. Skirts/Dress Shoes. Do not **wear** skirts or dress shoes (pumps/heels) aboard ship. The **wearing** of skirts or dress shoes (pumps/heels) are not prescribable or optional aboard ship. These items may be stored aboard ship optionally at the discretion of the service member and worn when immediately departing or returning to the ship.

c. Poromeric Shoes. Do not wear poromeric (e.g. corfam) shoes aboard ship for normal daily operations. Poromeric shoes may be worn when immediately departing or returning to the ship, or when specifically authorized by the commanding officer for ceremonial or other special occasions.

d. V-Neck/Sleeveless Undershirts. Do not wear V-neck/sleeveless undershirts aboard ship for normal daily operations. V-neck/sleeveless undershirts may be worn when immediately departing or returning to the ship, or when specifically authorized by the commanding officer for ceremonial or other special occasions.



e. Acrylic Cardigan and V-Neck Sweater. Do not wear acrylic cardigan or acrylic V-neck sweater aboard ship as an outer garment for normal daily operations. Acrylic cardigan may be worn under the chambray shirt in the same manner as the blue pullover jersey. Acrylic V-neck sweater may be worn when immediately departing or returning to the ship, or when specifically authorized by the commanding officer for ceremonial or other special occasions.

## 6. CLOTHING REPLACEMENT ALLOWANCES

a. General. In Executive Order 10113 of 24 February 1950, the President has delegated to the Secretary of Defense the authority to prescribe the quantity and kind of clothing or cash allowances in lieu of clothing, for enlisted personnel.

b. Amount. Allowances are based on the useful wear life of the various uniforms. DOD Directive 1338.5 outlines the policies and regulations pertaining to allowances. DOD Instruction 1338.18, reissued annually, sets the amount of clothing replacement allowances. The Department of Defense Military Pay and Allowances Entitlements Manual is the authority for paying of clothing allowances.

### c. Annual Clothing Replacement Allowance (CRA).

(1) CRA is a cash allowance provided for replacing a minimum quantity of each required uniform and paid over the estimated useful life of the articles. The uniform components and minimum required number of each are listed on <Tables 3-1-1 and 3-1-2>. While these are the minimum number required, members may acquire and maintain more than the initial issue at their own expense.

(2) CRA is for replacing uniforms. Washing, dry cleaning, alterations, and repairs are the member's responsibility. Any unusual wear and tear, damage, or loss of various articles may result in out-of-pocket costs.

d. Command Replacement of Destroyed Uniform Items. Personnel assigned to duties which prematurely destroy uniform items should be issued coveralls or protective outer garments. Uniform items which are destroyed due to lack of adequate protective garments should be replaced by the command. For additional information refer to NAVSUP Manual P485.

## CHAPTER ONE

### GENERAL UNIFORM REGULATIONS

#### SECTION 2: AUTHORITY TO PRESCRIBE

	<u>Article</u>
1. GENERAL.....	1201.1
2. PRESCRIBING AUTHORITY.....	1201.2
3. SENIOR OFFICER PRESENT AFLOAT (SOPA).....	1201.3
4. PRESCRIBED UNIFORMS.....	1201.4
5. REGULATIONS.....	1201.5

---

#### 1201. AUTHORITY TO PRESCRIBE

1. GENERAL. Navy personnel shall wear the uniform of their respective rate or rank as prescribed by the designated uniform prescribing authority.

2. PRESCRIBING AUTHORITY. The area/regional coordinators, as designated in Section 4 of Standard Navy Distribution List, OPNAV P09B2-105, are the prescribing authorities responsible for issuing and controlling uniform policy within the geographic limits of their assigned region <Table 1-2-1>. This authority shall not be delegated. The senior officer present is responsible for uniform policy afloat.

3. SENIOR OFFICER PRESENT AFLOAT (SOPA). SOPA ensures compliance with uniform policy, as issued by the prescribing authority, regarding liberty parties and members of the command operating ashore. This includes all occasions when personnel are ashore. The senior naval officer assigned to any joint command may prescribe the appropriate uniform, for naval personnel, stationed at the joint command using Table of Equivalent Service Uniforms, <Table 6-6-1>.

4. PRESCRIBED UNIFORMS. Prescribing authorities select uniforms, the individual does not. It is essential that suitable uniforms for ship and shore, dress and work are prescribed. Each designated region should consider its unique work environments, tenant commands and missions, climatic conditions, geographic location and public exposure. Generally, there will be only one uniform of the day authorized for wear at a given time and location. All military personnel, on naval shore activities must wear either the uniform of the day or appropriate civilian attire prescribed by the activity's prescribing authority. Military and civilian attire must

present a neatly groomed and socially acceptable appearance. When warranted by local circumstances, the prescribing authority may prescribe an alternate uniform. In that case, only the minimum number of uniforms required to meet local conditions will be prescribed. A specific uniform will be prescribed for functions involving the civilian community. Local commands may address special uniform requirements to the prescribing authority if a waiver is necessary.

5. REGULATIONS. Each prescribing authority will publish uniform guidelines. They must be punitively enforceable with the force of a general order and thus are recommended for review by the cognizant Judge Advocate to ensure enforceability. Each prescribing authority shall send a copy of their instruction to Deputy Chief of Naval Operations (N131U), 2 Navy Annex, Room 1055, Washington, DC, 20370-5000.

a. Guidance. The following guidance is for preparing regional uniform directives.

(1) When a departure from former uniform policy is planned, review the new policy with Navy uniform centers to ensure adequate availability.

(2) Consider potential financial impact which could occur from an abrupt shift in policy. (Early planning doesn't ensure spending).

(3) Area directives should specifically address uniform requirements for personnel in medical, industrial, or other unique jobs.

(4) Wearing nonstandard accoutrements, unauthorized combinations of uniform components, and locally designed uniform components is prohibited.

(5) Special Situations - Request waivers from the Chief of Naval Operations via the chain of command for any uniform requirements of training commands or officer accession commands that deviate from these regulations.

(6) Organizational clothing, i.e., foul weather jackets, green flight jackets, coveralls, etc., is authorized for wear with working uniforms **only during actual performance of special work or duties for which organizational clothing is designed.**

(7) E1-E6 personnel may only be required to wear items listed on <Tables 3-1-1 and 3-1-2>.

(8) Optional items may be worn but not required.

**TABLE 1-2-1**  
**AREA COORDINATION ASSIGNMENTS**  
**AND**  
**REGIONAL COORDINATORS WITHIN THOSE AREAS**

**1. COMMANDER, U.S. ATLANTIC FLEET (EAST COAST ATLANTIC)**

**COMMANDER, NAVY REGION NORTH EAST** (NEW JERSEY, NEW YORK, CONNECTICUT, RHODE ISLAND, MASSACHUSETTS, MAINE, NEW HAMPSHIRE, VERMONT and CANADA)

**COMMANDER NAVY REGION, MID-ATLANTIC VA** (VIRGINIA (less Northern Virginia Area assigned to COMNAVDIST WASHINGTON DC) PENNSYLVANIA, DELAWARE and NORTH CAROLINA)

**COMMANDER, NAVY REGION SOUTHEAST** (FLORIDA (Less Pensacola and Florida Panhandle Area Assigned to CNET), GEORGIA and SOUTH CAROLINA)

**COMMANDER NAVAL AIR FORCE, U.S. ATLANTIC FLEET** (BERMUDA, and AZORES)

**COMMANDER, U.S. NAVAL FORCES, U.S. SOUTHERN COMMAND**  
(PUERTO RICO, CUBA, and WEST INDIES)

**2. COMMANDER, U.S. PACIFIC FLEET (WEST COAST/PACIFIC)**

**COMMANDER, NAVY REGION SOUTHWEST** (CALIFORNIA and NEVADA)

**COMMANDER, NAVY REGION NORTHWEST** (ALASKA, IDAHO, OREGON, and WASHINGTON STATE)

**COMMANDER, NAVY REGION HAWAII** (HAWAII and ISLANDS OF MIDWAY, KURE, WAKE, JOHNSON, PALMYRA AND KINGMAN REEF)

**COMMANDER, U.S. NAVAL FORCES, JAPAN** (JAPAN, OKINAWA and DIEGO GARCIA)

**COMMANDER U.S. NAVAL FORCES, KOREA** (KOREA)

**COMMANDER U.S. NAVAL FORCES, MARIANAS** (GUAM, TRUST TERRITORY OF THE PACIFIC ISLANDS, AUSTRALIA, NEW ZEALAND, INDONESIA and SINGAPORE)

**3. COMMANDER, NAVY REGION EUROPE** (EUROPE/AFRICA, less East African Littoral States assigned to COMUSNAVCENT, MEDITERRANEAN LITTORAL (less Egypt) ISLANDS IN THE MEDITERRANEAN SEA, PORTUGAL, UNITED KINGDOM, NORTHERN EUROPE, and ICELAND)

**4. COMMANDER, U.S. NAVAL FORCES CENTRAL COMMAND** (MIDDLE EAST/AFRICA, INCLUDING EAST AFRICAN LITTORAL STATES OF EGYPT, SUDAN, ETHIOPIA, DJIBOUTI, SOMALIA and KENYA)

**5. CHIEF OF NAVAL EDUCATION AND TRAINING** (EAST CENTRAL/SOUTHWEST)

(ALSO, RETAINS REGIONAL COORDINATION FOR FLORIDA (PENSACOLA AND FLORIDA PANHANDLE BOUNDED BY THE EASTERN BOUNDARIES OF THE COUNTIES OF CALHOUN, JACKSON and GULF), ALABAMA and MISSISSIPPI)

**CHIEF OF NAVAL PERSONNEL** (KENTUCKY, WEST VIRGINIA and TENNESSEE)

**CHIEF OF NAVAL AIR TRAINING** (TEXAS, ARIZONA, NEW MEXICO, COLORADO, UTAH, MONTANA and WYOMING)

**COMMANDER, NAVAL TRAINING CENTER, GREAT LAKES, IL**  
(ILLINOIS, INDIANA, MICHIGAN, OHIO and WISCONSIN)

**6. COMMANDER, NAVAL RESERVE FORCE, NEW ORLEANS, LA (MID-CONUS)** (ALSO, RETAINS REGIONAL COORDINATION FOR LOUISIANA, ARKANSAS and OKLAHOMA)

**COMMANDER, NAVAL RESERVE READINESS COMMAND REGION SIXTEEN**  
(MINNESOTA, IOWA, NORTH DAKOTA, SOUTH DAKOTA, KANSAS, MISSOURI and NEBRASKA)

**7. COMMANDANT, NAVAL DISTRICT WASHINGTON, DC** (NAVAL DISTRICT WASHINGTON, ENCOMPASSING MARYLAND, THE DISTRICT OF COLUMBIA, AND THE VIRGINIA COUNTIES OF ARLINGTON, FAIRFAX, FAUQUIER, LOUDOUN, PRINCE WILLIAM and STAFFORD) (RETAINS REGIONAL COORDINATION FOR DISTRICT OF COLUMBIA, MARYLAND (less Counties of Anne Arundel, Kent, Queen Annes, Caroline, Talbot, Dorchester, Wicomico, Somerset, Worchester, St. Mary's, Calvert and Charles and Northern Virginia Counties of Arlington, Fairfax, and Loudoun, and Cities located within their outer boundaries)

**SUPERINTENDENT, UNITED STATES NAVAL ACADEMY** (MARYLAND (COUNTIES OF ANNE ARUNDEL, KENT, QUEEN ANNES, CAROLINE, TALBOT, DORCHESTER, WICOMICO, SOMERSET and WORCESTER)

**COMMANDER, NAVAL AIR SYSTEMS COMMAND** (MARYLAND (COUNTIES OF ST. MARY'S, CALVERT and CHARLES))

**COMMANDING GENERAL, MARINE CORPS COMBAT DEVELOPMENT COMMAND**

(NORTHERN VIRGINIA COUNTIES OF STAFFORD, PRINCE WILLIAM and FAUQUIER, and CITIES LOCATED WITHIN THEIR OUTER BOUNDARIES)

## CHAPTER ONE

### GENERAL UNIFORM REGULATIONS

#### SECTION 3: TRAVEL UNIFORM

	<u>Article</u>
1. GENERAL.....	1301.1
2. REGIONAL TRAVEL.....	1301.2
3. GOVERNMENT TRANSPORTATION.....	1301.3
4. COMMERCIAL TRANSPORTATION.....	1301.4
5. COMMUTING.....	1301.5

---

#### 1301. TRAVEL UNIFORM

1. GENERAL. When traveling on leave, TAD or transfer, Service Dress Blue may be worn during any season.

2. REGIONAL TRAVEL. For travel within a region, wear either the uniform of the day as prescribed for destination or Service Dress Blue uniform for the entire trip. For travel between regions, wear either the uniform of the day for destination or point of departure for actual travel. A change to the uniform of the day at destination is required to conduct business, or Service Dress Blue may be worn for the entire trip. Working uniforms are not normally authorized for official travel, but area coordinators may authorize working uniforms in specific geographic regions or situations when warranted by local conditions.

3. GOVERNMENT TRANSPORTATION. Navy personnel traveling aboard any military organic or commercial contracted (chartered) aircraft may wear civilian clothing when traveling on regular/emergency leave or Space A travel. Personnel on PCS or TAD orders may travel in civilian clothing unless otherwise directed by cognizant authority. Those who wear a uniform will observe regional travel requirements. Navy personnel must ensure that their dress or personal appearance is appropriate for the occasion and conforms to required standards set forth in Chapter 7. Members wearing civilian clothing will ensure it is warm enough for inflight operations and destination. Personnel traveling overseas should consult the DoD Foreign Clearance Guide for any particular uniform or civilian clothing requirements for their destination.

4. COMMERCIAL TRANSPORTATION. When traveling on commercial international flights, Navy personnel in a duty, leave, or liberty status will wear an appropriate uniform or civilian clothing as required by the USAF

Foreign Clearance Guide. For travel in the United States, Navy personnel using a commercial mode of transportation may wear appropriate uniform or civilian clothing.

## 5. COMMUTING

a. General. The prescribing authority may authorize working uniforms, except Navy Blue Coveralls, for commuting to and from work. Commuting is defined as a direct route from place of residence to place of work by means of a private vehicle, to include all travel aboard DOD-owned/controlled aircraft.

b. Authorized Brief Stops. Working Khakis, Utilities, Winter Working Blue, Flight Suits, and Camouflaged Utility uniform may also be worn for brief and appropriate stops off-base during duty hours, or while commuting to and from place of duty, such as: (1) when dropping off/picking up children from daycare centers or school; (2) obtaining gas or other essential driving aids (wiper blades, snow chains, fluids, lights, etc.); (3) picking up/dropping off dry-cleaning; (4) automatic teller machines; (5) picking up vehicles at repair shops or gas stations; (6) at drive-thru windows where exiting the vehicle is not required; (7) at a convenience store or drug store solely for the purchase of emergency childcare or health products (milk, diapers, medicine, etc.); and (8) business conducted in financial institutions.

c. Unauthorized Stops. Sailors are prohibited from wearing the above working uniforms as a liberty uniform off-base or during inappropriate circumstances such as: (1) at restaurants, pizza parlors, bars, lounges, etc.; (2) when dealing with public officials (police, courthouse, attorneys); (3) while attending classes or activities, or conducting business at education facilities; (4) at commercial airports/bus stations for travel or entering pick/drop off passengers; (5) at retail/rental stores, shopping malls, and shops for shopping or paying bills; (6) at grocery stores/supermarkets; and (7) at movie theaters, mini-golf, or other similar entertainment/ recreational or sporting activities.

d. Organizational Clothing. Wear of organizational clothing, except flight suits, brown leather flight jackets, and camouflage uniforms, is not authorized while commuting.



## CHAPTER ONE

### GENERAL UNIFORM REGULATIONS

#### SECTION 4: LAWS, DIRECTIVES, U.S. NAVY REGULATIONS PERTAINING TO UNIFORMS

	<u>Article</u>
1. GENERAL.....	1401.1
2. U.S. NAVY REGULATIONS.....	1401.2
3. EXCERPTS OF LAWS AND AMPLIFYING DIRECTIVES.....	1401.3
4. DISTINCTIVE INSIGNIA.....	1401.4
5. DISPLAY AND USE OF THE FLAG.....	1401.5

---

#### 1401. LAWS, DIRECTIVES, U.S. NAVY REGULATIONS PERTAINING TO UNIFORMS

1. GENERAL. Various laws, regulations and amplifying directives issued by competent authorities govern the wear of uniforms by Navy personnel. Applicable laws include:

a. Title 10, U.S. Code

(1) Sec. 771-Unauthorized wearing prohibited.

(2) Sec. 771a-Disposition on discharge.

(3) Sec. 772-When wearing by persons not on active duty authorized.

(4) Sec. 773-When distinctive insignia required.

(5) Sec. 774-Applicability of chapter.

(6) Sec. 6155-Uniforms, accoutrements and equipment; at cost.

(7) Sec. 6156-Uniforms; Sale to former members of the naval service.

b. Title 18, U.S. Code, Sec 244-Discrimination against person wearing the uniform of the Armed Forces.

c. Title 36, U.S. Code, Sec. 176-Display and use of the Flag.

d. Title 37, U.S. Code

(1) Sec. 415-Uniform Allowance: officers; initial allowance.

(2) Sec. 416-Uniform Allowance: officers; additional allowance.

(3) Sec. 417-Uniform Allowance: officers; general provisions.

(4) Sec. 418-Clothing Allowance: enlisted members.

2. U.S. NAVY REGULATIONS. U.S. Navy Regulations article 1161 applies:

a. Clothing which is sold or issued by the United States to any person in the naval service shall not be sold, bartered, exchanged, pledged, loaned or given away, except as authorized by proper authority.

b. No person in the naval service shall have any article of wearing apparel belonging to any other person in the naval service without permission from proper authority.

3. EXCERPTS OF LAWS AND AMPLIFYING DIRECTIVES

a. Title 10, U.S. Code, Sec. 771 stipulates that no one person except members of the Army, Navy, Air Force, or Marine Corps, may wear

(1) The uniform, or a distinctive part of the uniform, of the Army, Navy, Air Force, or Marine Corps; or

(2) A uniform which has components similar to distinctive parts of Army, Navy, Air Force or Marine Corps uniforms.

b. Title 10, U.S. Code, Sec. 772 (e) states "The President, in Executive Order 10554 of 18 August 1954, delegated to the Secretary of Defense the authority to prescribe regulations under which persons not on active duty who served honorably in the Navy in time of war may wear uniforms." The following excerpts from DOD Instruction 1334.1 of 11 August 1969 outline these instructions and prescribe limitations for members of the Armed Forces.

(1) Members of the Armed Forces (including retired members and members of reserve components). Wearing of uniforms is prohibited under any of the following circumstances:

(a) Any meeting or demonstration which is a function of, or sponsored by an organization, association, movement, group, or combination of persons which the Attorney General of the United States has designated, pursuant to Executive Order 10450 as amended, as totalitarian, fascist, communist, or subversive, or as having adopted a policy of advocating or approving the commission of acts of force or violence to deny others their rights under the Constitution of the United States by unconstitutional means.

(b) During or in connection with political activities, private employment or commercial interest, that imply official sponsorship of the activity or interest.

(c) When participating in activities such as public speeches, interviews, picket lines, marches, rallies or any public demonstration which implies the service supports the principles of the demonstration or activity. This rule may be waived by the service.

(d) When wearing of the uniform would discredit Armed Forces.

(e) When specifically prohibited by regulations of the department concerned.

(2) Former Members of the Armed Forces. Unless discussed in DOD Directive 1334.1 or Title 10 U.S. Code Sec. 772, former members who served honorably during a war and whose most recent service was terminated under honorable conditions, may wear the uniform of the highest grade held during their service only on the following occasions and during travel related to those occasions.

(a) Military funerals, memorial services, weddings and inaugurals.

(b) Patriotic parades or ceremonies in which any active or reserve United States military unit is taking part. Wearing of the uniform or any part of it at any other time or for any other purpose is prohibited.

(3) Medal of Honor Holders. Persons who have been awarded the Medal of Honor may wear their uniform at any time except under the circumstances discussed in subparagraph b.(1) above.

(4) For Members of the Naval Service. The Secretary the Navy supports the following:

(a) Exercising the rights of freedom of speech and assembly does not include the right to use the inherent prestige and traditions represented by the uniforms of the naval service to promote privately held convictions on public issues.

(b) Members of the Navy and Marine Corps, including retired members and members of reserve components are prohibited from wearing uniforms of the naval service while attending or participating in a demonstration, assembly, or activity knowing that a purpose of the demonstration, assembly, or activity supports personal or partisan views on political, social, economic, or religious issues, except as authorized in advance by competent authority; or incident to attending or participating in a bona fide religious service or observance.

(5) Other Than Official Events. A commanding officer may authorize wearing the uniform when assured that the service member is not appearing in uniform at the particular event, to promote privately held convictions or interests, or lead the observers to believe that the demonstration, assembly, or activity does not relate to matters in public controversy.

4. DISTINCTIVE INSIGNIA. (Title 10 U.S. Code Sec. 773 refers). The Secretary of the Navy prescribed the following distinctive mark for members of military societies which are composed entirely of honorably discharged officers and enlisted personnel and the instructors and members of duly organized cadet corps. This distinctive mark is a diamond, 3-1/2 inches long in the vertical axis, made of any fabric, white on blue, forestry green, or khaki clothing and blue on white clothing. Wear this mark on all outside clothing on the right sleeve, at the point of the shoulder, placing the upper tip of the diamond 1/4 inch below the shoulder seam.

5. DISPLAY AND USE OF THE FLAG. (Title 36 U.S. Code Sec. 0176 refers).

a. Never fasten, display, use, or store the flag where it could be easily torn, soiled, or damaged in anyway.

b. The flag should never have placed upon it, or have attached to it any mark, insignia, letter, word, figure, design, picture, or drawing.

c. Never use the flag for advertising. It should not be embroidered on cushions or handkerchiefs and the like, printed or reproduced on paper napkins, boxes or anything that is disposable or used as part of a costume or athletic uniform.

## CHAPTER ONE

### GENERAL UNIFORM REGULATIONS

#### SECTION 5: UNIFORM STANDARDS

	<u>Article</u>
1. STANDARD PHRASEOLOGY.....	1501.1
2. REGULATION CLOTHING AND INSIGNIA.....	1501.2
3. AUTHORIZED FABRICS.....	1501.3
4. SPECIFICATIONS AND STANDARD SAMPLES.....	1501.4
5. UNIFORM REVIEW AND DEVELOPMENT.....	1501.5
6. CONTINUING REVIEW.....	1501.6

---

#### 1501. UNIFORM STANDARDS

1. STANDARD PHRASEOLOGY. When making official references to the uniforms, insignia, and grooming standards in any official publication, the terms set forth in these regulations shall be used.

a. Basic Uniform Components. Uniform items required as part of the basic uniform. These are the minimum items which must be worn unless the prescribing authority directs otherwise.

b. Prescribable Items. Uniform items which may be directed or authorized for wear with the basic uniform. Prescribable items may be worn with basic uniform at the individual's discretion unless otherwise directed.

c. Optional Items. Uniform items purchased at the wearer's expense, which may be worn with the basic uniform, but which are not prescribable. Optional items may be worn with the basic uniform at the individual's discretion unless otherwise directed.

d. Conspicuous. Obvious to the eye, attracting attention, striking, bright in color. Should blend with (not stand out from) a professional appearance in uniform. What is conspicuous on one person may not be noticeable on another. If attention is naturally drawn to or distracted from the professional appearance, it is conspicuous.

e. Conservative. Not conspicuous or detracting from the professional appearance while in uniform.

f. Faddish. A style followed for a short period of time with exaggerated zeal. Styles are enduring, fads are generally short in duration and

frequently started by an individual or event in the civilian community. Fads are generally conspicuous and detract from a professional appearance.

g. Compliments Skin Tone. A conservative color which contributes to the wearer's natural skin tone. Conservative colors are generally inconspicuous and do not detract from a professional appearance in uniform.

h. Phase-Out. Discontinue wear.

## 2. REGULATION CLOTHING AND INSIGNIA

a. LABEL. Uniform clothing, equipment and accessories issued or sold through the Navy Supply System are regulation and will be labeled like the following sample:

<b>Name:</b>	<b>Service No.:</b>
<b>Trousers, Blue, 100% Wool Serge</b>	
<b>Contract No.: DSA 100-00-0-000</b>	
<b>Name of Supplier: The Trouser</b>	
<b>Manufacturer</b>	

b. CERTIFICATION. All other uniform components and accessories will conform to the specifications for regulation items. The purchaser is responsible for ensuring that each garment meets approved specifications. Garments having the following label are certified to be regulation:

### UNIFORM CERTIFICATION

<b>This garment is warranted to meet or exceed the requirements established by the U.S. Navy Certification Program and was produced under certification #00-000-00 for basic materials warranted by the manufacturer to have been produced in accordance with sample under current certification.</b>
---

All authorized insignia shall be stamped with a certification number and the following information will be included on packaging:

<b>U.S. NAVY CERTIFICATION #0-000</b> <b>This item is warranted by the manufacturer to meet the applicable government requirements.</b>
--

Where gold or silver are specified for insignia, synthetic metal base substitutes, certified by Navy Clothing and Textile Research Facility, are authorized.

Uniform components acquired from other than Navy approved sources must conform to all military specifications regarding fabric, style, and appearance. The purchaser is responsible for ensuring that each garment meets approved specifications.

### 3. AUTHORIZED FABRICS

a. Only those fabrics which are approved by the Chief of Naval Operations are authorized for the manufacture of naval uniforms. Presently approved fabrics are listed on <Table 3-1-3>.

### 4. SPECIFICATIONS AND STANDARD SAMPLES

a. The Commander, Naval Supply Systems Command ensures that specifications for all articles of uniform and insignia prescribed for naval personnel are prepared and maintained for approval of the Chief of Naval Operations. The standard regulation samples of uniforms and insignia, made in accordance with military specifications and approved by the Chief of Naval Operations, shall be maintained at the U.S. Navy Clothing and Textile Research Facility. All articles issued to personnel in the Navy must conform to the standard sample and its specification.

b. Regulation samples of enlisted uniforms may be requested from the Commander, Defense Personnel Support Center, 2800 South 20th Street, Philadelphia, PA, 19101.

c. Specifications governing Navy uniform articles, insignia and accessories may be obtained from the Officer in Charge, Navy Clothing and Textile Research Facility, Post Office Box 59, Natick, MA, 01760.

d. Do not deviate from the approved specifications without specific authorization of the Chief of Naval Operations.

5. UNIFORM REVIEW AND DEVELOPMENT. The Chief of Naval Operations charged the Navy Uniform Board to continually review Navy uniform matters and use the following specific qualitative factors, applicable to all uniforms, to evaluate suitability of current uniforms and those proposed for replacement.



a. Versatility. Flexibility and adaptability in terms of:

(1) Number of personnel wearing uniforms.

(2) Varied climates.

b. Safety. The ability to protect and not present a hazard to personnel.

c. Ease of Maintenance. Laundering, cleaning, upkeep, and tailoring requirements.

d. Storage. Amount of space required for stowage.

e. Cost. Purchase price and maintenance costs.

f. Durability. Ability to present a neat appearance over a long period of time.

g. Tradition. Historical acceptance and longevity within the naval service.

h. Recognition. The ease with which observers recognize the uniform and the member's rank.

I. Military Appearance. How well the uniform displays a smart, crisp image.

j. Compatibility. Interchangeability among other uniform components.

k. Contemporary Appearance. Attitude of military members toward the uniform.

l. Comfort. Perceived physical satisfaction during wear.

6. CONTINUING REVIEW. The Navy Uniform Board will continually review the uniform situation in the Navy. Significant changes in styles, technical improvements in fabrics, problems reported by field commanders, and wearer's views will be considered in the review.

## **CHAPTER TWO**

### **GROOMING STANDARDS**

#### **SECTION 1: GENERAL INFORMATION**

#### **SECTION 2: PERSONAL APPEARANCE**

## CHAPTER TWO

### GROOMING STANDARDS

#### SECTION 1: GENERAL INFORMATION

	<u>Article</u>
1. GENERAL.....	2101.1
2. NAVY PERSONNEL ASSIGNED TO MARINE CORPS...	2101.2
3. SMARTNESS.....	2101.3
4. CARE OF THE UNIFORM.....	2101.4
5. CLEANING.....	2101.5

---

#### 2101. GENERAL INFORMATION

1. GENERAL. **The primary consideration is to have a neatly groomed appearance while wearing naval uniforms.** Grooming standards are based on several elements including neatness, cleanliness, safety, military image and appearance. The standards established here are not intended to be overly restrictive nor are they designed to isolate Navy personnel from society. The limits set forth are reasonable, enforceable, and insure that personal appearance contributes to a favorable military image. The difference between men's and women's grooming policies recognizes the difference between the sexes; sideburns for men, different hairstyles and cosmetics for women. Establishing identical grooming and personal appearance standards for men and women would not be in the Navy's best interest and is not a factor in the assurance of equal opportunity.

2. NAVY PERSONNEL ASSIGNED TO MARINE CORPS. Navy personnel assigned to Marine Corps units who elect to wear and are issued Marine Corps **service uniforms** at no expense, will abide by grooming standards established for Marines. Navy personnel assigned to Marine Corps units who do not elect to wear Marine Corps service uniforms will be issued only utilities and shall abide by grooming standards for Navy personnel.

#### 3. SMARTNESS

a. Image. United States Navy personnel must set and maintain the high standards of smartness in uniform appearance. The military image reflected by attention to detail, while wearing your uniforms, is a key element in the public image of the Navy.

b. Cleanliness. Uniforms shall be kept scrupulously clean, with lace, devices and insignia bright and free from tarnish and corrosion.

c. Articles

(1) NO ARTICLES SHALL PROTRUDE FROM OR BE VISIBLE ON THE UNIFORM, including such items as, pencils, pens, watch chains, key chain fobs, pins, jewelry, combs, large wallets, cigars, cigarettes, pipes, or similar items (Jewelry, tie clasps, cuff links, shirt studs and earrings shall be worn as prescribed elsewhere in these regulations). Communication devices issued for official business may be worn on the uniform in the manner prescribed below:

(a) Working and service uniforms: one wireless communications device (e.g., cell phone, personal digital assistant (PDA), pagers, etc.) may be worn on the belt, either side of the body and aft of the elbow. Devices will not be visible from the front and worn in such a manner as to impede the normal wear and appearance of the uniform (e.g., sagging, bunching, etc.).

(b) Service dress and above uniforms: wireless communication devices are not to be worn in such a manner as to be visible (i.e., front, side or rear, bulging, or protruding) when wearing dress uniforms.

(c) Use of these devices will not interfere with the proper rendering of military courtesies and honors.

(d) Whenever there is a concern for operational security, the authorized wearing of these devices will be at the commanding officer's discretion.

(2) Civilian bags (e.g., computer bags/briefcases, gym bags, backpacks, garment bags, etc., this does not include women's handbags/purses) may be worn with the working and service uniforms as prescribed in the manner below:

(a) Computer bag/brief case and backpacks: may be worn across the left shoulder of service and working uniforms to facilitate saluting. When wearing a bag, the strap must be worn across the left shoulder (fore and aft) with the bag hanging on the same side of the body. The case or bag will not be worn with the strap and bag on the opposite sides of the body (diagonally). Backpacks may also be worn over both shoulders when wearing the working uniform (e.g., coveralls, utilities, and camouflage).

(b) All bags worn with the uniform must conceal its contents and be either solid black or navy blue in color. There shall be no personal ornamentation attached on or to the bag.

(c) While in dress uniform, civilian bags will be hand carried only.

d. Glasses

(1) Prescription Glasses. No eccentric or faddish glasses are permitted. Retainer straps are authorized for FOD prevention and safety only. If retainer straps are required, they shall be plain, black and worn snugly against the back of the head.

(2) Sunglasses. Conservative sunglasses are permitted, except in military formations. Retainer straps are authorized for FOD prevention and safety only. If retainer straps are required, they shall be plain, black and worn snugly against the back of the head.

(3) Contact Lenses. Tinted contact lenses must be a natural color (blue, green, brown, etc).

e. Undergarments. Appropriate undergarments shall be worn to preserve the dignity and appearance of the uniform.

f. Military Creases. Military creases on shirts are an individual option. Sewn-in creases are not authorized. Military creases are formed by pressing two vertical creases in the front of the shirt, from the shoulder seam through the center of each pocket to the bottom of the shirt, and three evenly spaced vertical creases in the back of the shirt, from the yoke seam to the bottom of the shirt. Shirts which do not have a yoke seam across the back of the shirt as a reference point for placing three evenly spaced creases, start the outboard creases at the shoulder seam and the center crease at the seam where the collar is attached to the shirt, ending all at the bottom of the shirt.

g. Tailoring of Uniforms. Uniforms may be tailored to provide a well-fitting, professional military bearing. They shall not be altered to the extent of detracting from a military appearance, nor shall they be tailored to the point of presenting a tight form fit.

4. CARE OF THE UNIFORM. The longest service of the various uniform articles can be attained only by proper care and maintenance. This information is presented to help prolong the useful life and distinguished appearance of uniforms and equipment. Even new, properly fitted uniforms will not continue to look their best or keep their shape unless you care for them properly. Carrying large or heavy objects in pockets will quickly destroy the shape of the best uniform. Uniforms should be stored on hangers. If uniforms are to be stored for a long time, they should

be cleaned thoroughly, then packed away in an airtight plastic bag with a packet of desiccant (drying agent) for maximum preservation.

## 5. CLEANING

a. Buttons. Buttons may turn green when the pewter plating wears off and the copper base becomes covered with green copper carbonate due to exposure to moist air. You can remove the green coloring by rubbing gently with acetic acid or any substance containing this acid such as vinegar or Worcestershire sauce, followed by a thorough washing in clean water.

b. Embroidered Insignia. Embroidered insignia may be kept bright by occasional scrubbing with a nail brush and a diluted ammonia solution. Do this as soon as there are signs of tarnish or corrosion. If corrosion has been allowed to continue after it has gained a foothold, the device may not be restorable.

c. Gold Lace. Gold bullion lace will tarnish rapidly and may deteriorate when in contact with or hung near any substance containing sulphur, such as rubber or ordinary manila or kraft wrapping paper. Gold bullion lace should be cleaned by an experienced tailor although liquid nontoxic preparations and certain liquid cleaners available commercially may be used if applied according to manufacturer's instruction.

d. Metal Insignia. Clean the gold filled and sterling silver rhodium finished parts of metal insignia by washing with soap and water. **Insignia will not be polished to the degree that the basic details of the standard insignia are defaced, removed, or altered in general appearance.**

## CHAPTER TWO

### GROOMING STANDARDS

#### SECTION 2: PERSONAL APPEARANCE

	<u>Article</u>
1. HAIR.....	2201.1
2. SHAVING AND MUSTACHES.....	2201.2
3. HAIRPIECES.....	2201.3
4. COSMETICS.....	2201.4
5. FINGERNAILS.....	2201.5
6. JEWELRY.....	2201.6
7. TATTOOS.....	2201.7
8. MUTILATION.....	2201.8
9. DENTAL ORNAMENTATION.....	2201.9

---

2201. PERSONAL APPEARANCE. Because it is impossible to provide examples of every appropriate or unacceptable hairstyle or of "conservative" or "eccentric" grooming and personal appearance, the good judgment of leaders at all levels is key to enforcement of Navy grooming policy. Therefore, hair/grooming/personal appearance while in uniform shall present a neat, professional appearance.

##### 1. HAIR

###### a. Men. Keep hair neat, clean and well groomed.

Hair above the ears and around the neck shall be tapered from the lower natural hairline upwards at least 3/4 inch and outward not greater than 3/4 inch to blend with hairstyle. Hair on the back of the neck must not touch the collar. Hair shall be no longer than four inches and may not touch the ears, collar, extend below eyebrows when headgear is removed, show under front edge of headgear, or interfere with properly wearing military headgear. The bulk of the hair shall not exceed approximately two inches. Bulk is defined as the distance that the mass of hair protrudes from the scalp. Hair coloring must look natural and complement the individual. Faddish styles and outrageous multicolored hair are not authorized. The unique quality and texture of curled, kinked, waved, and straight hair are recognized, and in some cases the 3/4 inch taper at the back of the neck may be difficult to attain. In those cases hair must present a graduated appearance and may combine the taper with a line at the back of the neck. **One** (cut, clipped or shaved) natural, narrow, fore and aft part is authorized. Varying hairstyles, including afro, are permitted if these styles meet the criteria of maximum length and bulk, tapered neck and sides, and do not interfere with properly wearing military headgear. Plaited or braided hair shall not be worn while in uniform or in a duty status. Keep sideburns neatly trimmed and tailored in the same manner as the haircut. Sideburns shall not extend

below a point level with the middle of the ear, shall be of even width (not flared) and shall end with a clean shaven horizontal line. <Figure 2-2-1> refers. "Muttonchops", "ship's captain", or similar grooming modes are not authorized.

b. Women. Hairstyles shall not be outrageously multicolored or faddish, to include shaved portions of the scalp (other than the neckline), or have designs cut or braided into the hair. Hair coloring must look natural and complement the individual. Haircuts and styles shall present a balanced appearance. Lopsided and extremely asymmetrical styles are not authorized. Ponytails, pigtails, widely spaced individual hanging locks, and braids which protrude from the head, are not authorized. Multiple braids are authorized. Braided hairstyles shall be conservative and conform to the guidelines listed herein. When a hairstyle of multiple braids is worn, braids shall be of uniform dimension, small in diameter (approx. 1/4 inch), and tightly interwoven to present a neat, professional, well groomed appearance. Foreign material (i.e., beads, decorative items) shall not be braided into the hair. Short hair may be braided in symmetrical fore and aft rows (corn rowing) which minimize scalp exposure. Corn row ends shall not protrude from the head, and shall be secured only with inconspicuous rubber bands that match the color of the hair. Appropriateness of a hairstyle shall also be judged by its appearance when headgear is worn. All headgear shall fit snugly and comfortably around the largest part of the head without distortion or excessive gaps. Hair shall not show from under the front of the brim of the combination hat, garrison, or command ball caps. Hairstyles which do not allow headgear to be worn in this manner, or which interfere with the proper wear of protective masks or equipment are prohibited. When in uniform, the hair may touch, but not fall below a horizontal line level with the lower edge of the back of the collar. With jumper uniforms, hair may extend a maximum of 1-1/2 inches below the top of the jumper collar. Long hair, including braids, which fall below the lower edge of the collar shall be neatly and inconspicuously fastened, pinned, or secured to the head. No portion of the bulk of the hair as measured from the scalp will exceed approximately 2 inches. <Figure 2-2-2> refers. A maximum of two small barrettes/combs/clips, similar to hair color, may be used in the hair. Additional bobby pins or rubber bands matching hair color may be used to hold hair in place, if necessary. Fabric elastics and colored rubber bands/pins are not authorized.

Hair ornaments shall not present a safety or FOD (Foreign Object Damage) hazard. Hair nets shall not be worn unless authorized for a specific type of duty.



2. SHAVING AND MUSTACHES (Men). The face shall be clean shaven unless a shaving waiver is authorized by the Commanding Officer per <BUPERSINST 1000.22>. Mustaches are authorized but shall be kept neatly and closely trimmed. No portion of the mustache shall extend below the lip line of the upper lip. It shall not go beyond a horizontal line extending across the corners of the mouth and no more than 1/4 inch beyond a vertical line drawn from the corner of the mouth. The length of an individual mustache hair fully extended shall not exceed approximately 1/2 inch. <Figure 2-2-1> refers. Handlebar mustaches, goatees, beards or eccentricities are not permitted. If a shaving waiver is authorized, no facial/neck hair shall be shaved, manicured, styled or outlined nor exceed 1/4 inch in length. **Supervisors of individuals with shaving waivers shall actively monitor and ensure treatment regimen is followed.** The following personnel are not authorized to wear any facial hair except for valid medical reasons:

- a. Brig prisoners.
- b. Brig awardees.
- c. Personnel in a disciplinary hold status (i.e., who are serving restriction or hard labor without confinement or extra duties as a result of a court-martial or NJP).
- d. Personnel assigned to a transient personnel unit who are awaiting separation:
  - (1) By reason of a court-martial sentence.
  - (2) To benefit the service <(MILPERSMAN 1910-164)>.
  - (3) Pursuant to the recommendation or waiver of an administrative discharge board, for misconduct <(MILPERSMAN 1910-140)>.

3. HAIRPIECES. Wigs or hairpieces shall be of good quality and fit, present a natural appearance and conform to the grooming standards set forth in these regulations. They shall not interfere with the proper performance of duty nor present a safety or FOD (Foreign Object Damage) hazard.

a. Men. Wigs or hairpieces may be worn by active duty personnel while in uniform or duty status only for cosmetic reasons to cover natural baldness or physical disfigurement. Wigs may be worn by Naval Reserve personnel engaged in inactive duty for training.

b. Women. Wigs or hairpieces meeting women's grooming standards are authorized for wear by personnel while in uniform or duty status.

4. COSMETICS (Women). Cosmetics may be applied in good taste so that colors blend with natural skin tone and enhance natural features. Exaggerated or faddish cosmetic styles are not authorized with the uniform and shall not be worn. Care should be taken to avoid an artificial appearance. Lipstick colors shall be conservative and complement the individual. Long false eyelashes shall not be worn when in uniform.

#### 5. FINGERNAILS

a. Men. Fingernails shall not extend past fingertips. They shall be kept clean.

b. Women. Fingernails shall not exceed 1/4 inch measured from the fingertip. They shall be kept clean. Nail polish may be worn, but colors shall be conservative and complement the skin tone.

6. JEWELRY. Conservative jewelry is authorized for all personnel and shall be in good taste while in uniform. Eccentricities or faddishness are not permitted. Jewelry shall not present a safety or FOD (Foreign Object Damage) hazard. Jewelry shall be worn within the following guidelines:

a. Rings. While in uniform, only one ring per hand is authorized, plus a wedding/engagement ring set. Rings are not authorized for wear on thumbs.

#### b. Earrings

(1) Men. Not authorized while in uniform. Additionally, earrings are not authorized in civilian attire when in a duty status or while in/aboard any ship, craft, aircraft, or in any military vehicle or within any base or other place under military jurisdiction, or while participating in any organized military recreational activities. When considered appropriate by the prescribing authority under article 7201.2, earrings may be prohibited while in foreign countries.

(2) Women. One earring per ear (centered on earlobe) may be worn while in uniform. Earrings shall be 4mm - 6mm ball (approximately 1/8 - 1/4 inch), plain with shiny or brushed matte finish, screw-on or with posts. Gold for officers/CPOs, and silver for enlisted personnel. Small single pearl earrings are authorized for wear with Dinner and Formal Dress uniforms.

c. Body Piercing. Not authorized while in uniform. No articles, other than earrings for women specified above, shall be attached to or through the ear, nose, or any other body part. Additionally, body piercing is not authorized in civilian attire when in a duty status or while in/aboard any ship, craft, aircraft, or in any military vehicle or within any base or other place under military jurisdiction, or while participating in any organized military recreational activities. When considered appropriate by the prescribing authority under <article 7201.2>, body piercing may be prohibited while in foreign countries.

d. Necklaces/Choker. While in uniform, only one necklace may be worn and it shall not be visible.

e. Wristwatch/Bracelets. While in uniform, only one of each may be worn. Ankle bracelets are not authorized while in uniform.

7. TATTOOS/BODY ART/BRANDS. No tattoos/body art/brands on the head, face, neck, or scalp. Tattoos/body art/brands elsewhere on the body that are prejudicial to good order, discipline and morale or are of a nature to bring discredit upon the Navy are prohibited. For example, tattoos/body art/brands that are excessive, obscene, sexually explicit or advocate or symbolize sex, gender, racial, religious, ethnic or national origin discrimination are prohibited. In addition, tattoos/body art/brands that advocate or symbolize gang affiliation, violence, supremacist or extremist groups, or drug use are prohibited. Tattoos/body art/brands will not be visible through uniform clothing. Waivers may be requested for prior service and existing tattoos from the Deputy Chief of Naval Operations (N131U).

8. MUTILATION. Intentional body mutilation, piercing, (article 2201.6c), branding/intentional scarring that are excessive or eccentric are prohibited. Some examples are:

(1) A split or forked tongue;

(2) Foreign objects inserted under the skin to create a design or pattern;

(3) Enlarged or stretched out holes in the ears (other than a normal piercing).

(4) Intentional scarring that appears on the neck, face, or scalp.

Waivers may be requested for prior service and existing body mutilation, piercing, branding/intentional scarring from the Deputy Chief of Naval Operations (N131U).

9. DENTAL ORNAMENTATION. The use of gold, platinum, or other veneers or caps for purposes of ornamentation are prohibited. Teeth, whether natural, capped or veneer, will not be ornamented with designs, jewels, initials, etc. Waivers may be requested for prior service and existing dental ornamentation from the Deputy Chief of Naval Operations (N131U).

## GROOMING STANDARDS FOR MEN

<Figure 2-2-1>

----- INDICATES SCALP LINE) Sideburns shall not extend below a point level with the middle of the ear, as indicated by line "A". When a mustache is worn it shall not:

-- Go below a horizontal line extending across the corner of the mouth as indicated by line "B".

-- Extend more than 1/4 inch beyond a vertical line drawn upward from the corners of the mouth as indicated by line "C".

-- Protrude below the lip line of the upper lip as indicated by line "D".

Hairstyle properly groomed shall not be greater than approximately 2 inches in bulk. Bulk is the distance that the mass of hair protrudes from the scalp. No individual hair will measure more than 4 inches in length.

## GROOMING STANDARDS FOR WOMEN

<Figure 2-2-2>

Haircuts and styles shall present a balanced appearance. Lopsided and extremely asymmetrical styles are not authorized. Ponytails, pigtails, widely spaced individual hanging locks, and braids which protrude from the head are not authorized. Multiple braids are authorized.

No portion of the bulk of the hair as measured from the scalp shall exceed approximately 2 inches.

Hair shall not fall below a horizontal line level with the lower edge of the back of the collar as indicated by line A. When wearing jumper uniforms, hair can extend a maximum of 1-1/2 inches below the top of the jumper collar.

## **CHAPTER THREE**

### **UNIFORM COMPONENTS**

**SECTION 1: GENERAL REQUIREMENTS AND INFORMATION**

**SECTION 2: OFFICER UNIFORMS**

**SECTION 3: CHIEF PETTY OFFICER UNIFORMS**

**SECTION 4: E-6 AND BELOW UNIFORMS**

**SECTION 5: DESCRIPTION AND WEAR OF UNIFORM COMPONENTS**

## CHAPTER THREE

### UNIFORM COMPONENTS

#### SECTION 1: GENERAL REQUIREMENTS AND INFORMATION

	<u>Article</u>
1. UNIFORM REQUIREMENTS (OFFICERS/CPOS).....	3101.1
2. UNIFORM REQUIREMENTS (E6 AND BELOW).....	3101.2
3. AUTHORIZED FABRICS.....	3101.3
4. INSPECTIONS.....	3101.4
5. OWNERSHIP MARKINGS.....	3101.5
6. U.S. NAVY TAPES.....	3101.6
7. TRANSFER OF CLOTHING.....	3101.7
8. RESTRICTIONS.....	3101.8
9. NON-AVAILABILITY OF WOMEN'S UNIFORM ITEMS..	3101.9

---

#### 3101. GENERAL REQUIREMENTS AND INFORMATION

1. UNIFORM REQUIREMENTS (OFFICERS/CPOS). Officers and Chief Petty Officers are responsible for buying and maintaining uniforms appropriate to their assigned duties and as required by their prescribing authority. There is no minimum number of uniforms required to be in their possession. Sufficient quantities of uniform items shall be procured and maintained to ensure high standards of personal hygiene and appearance. Because of high visibility in leadership positions, high standards of neatness and cleanliness are expected and must be maintained.

2. UNIFORM REQUIREMENTS (E6 AND BELOW). Initial uniform requirements for enlisted personnel will be provided at the Recruit Training Center. Initial issue of clothing articles to meet enlisted personnel uniform requirements shall comply with DoD Directive 1338.5 and DoD Instruction 1338.18 (Armed Forces Clothing Monetary Allowance Policy and Procedures). Individuals are responsible for properly maintaining uniforms appropriate to assigned duties. Minimum numbers of uniform components required are listed in <Tables 3-1-1 and 3-1-2>.

3. AUTHORIZED FABRICS. Only those fabrics which are approved by the Chief of Naval Operations are authorized for the manufacture of naval uniforms. Approved fabrics are listed <Table 3-1-3>.

4. INSPECTIONS. Commanding officers shall require clothing of all E1/E2/E3 personnel to be inspected at regular intervals to insure that each person possesses the required seabag. Clothing of petty officers (E4/E5/E6) may be inspected on an individual basis as appropriate. Only those items listed in <Tables 3-1-1 and 3-1-2>, may be required for uniform seabag



inspection. Prior to transfer to another ship or station the seabag of all E1/E2/E3 personnel shall be inspected and the individual shall be required to have at least the items and quantities indicated in <Tables 3-1-1 and 3-1-2>.

#### 5. OWNERSHIP MARKINGS

a. Stencil. Uniform components of E1-E6 personnel shall have ownership markings. Markings shall be a stencil consisting of owner's surname and last four digits of owner's social security number placed inside the garment as outlined in Section 5 of this Chapter, unless directed otherwise. Stencil letters shall be approximately 3/8 inch high blocked letters. Markings shall be black on white uniforms, and white on blue uniforms. Blue utility shirts shall be marked in black. Blue working jackets and utility trousers shall be marked in white.

b. Embroidery. Embroidered letters on utility shirts, utility trousers and blue working jackets shall be approximately 1/2 inch high blocked letters. Embroidered letters on Navy coveralls shall be approximately 3/4 inch high blocked letters. Name/breast insignia tape shall match color and fabric as uniform component and shall be the length of the width of the pocket. Blue utility shirts (refer to articles <3501.45c> and <3501.48c>) shall be embroidered in black. Blue working jackets (refer to article <3501.31c>) and utility trousers (refer to articles <3501.71c>, <3501.93c> and <3501.96c>) shall be embroidered in white. Coveralls (refer to article <3501.18c>) shall be embroidered in gold for officers and CPOs and silver for E6 and below.

6. U.S. NAVY EMBROIDERED TAPES. Navy coveralls and utility uniform are required to have U.S. NAVY tape worn approximately 1/4 inch, centered side to side, over the wearer's left breast pocket. The length of the embroidered tape, size of lettering and color shall be in accordance with article 3101.5b.

7. TRANSFER OF CLOTHING. No transfer or exchange of an enlisted person's uniform clothing shall be made without the commanding officer's authorization. When such transfers or exchanges are authorized, or when clothing belonging to deserters is sold, on the inside of the garment as outlined in Section 5 of this chapter, the name of the former owner shall be obliterated with a red "D.C." (discarded) stamp. Purchaser's name shall be placed above, below, or next to it.

8. RESTRICTIONS. All naval personnel shall maintain required uniforms and are forbidden to wear other than the authorized uniform or insignia of their respective grade, corps, or rating, or to wear decorations, medals, badges, or ribbons in any way other than that prescribed.

9. NON-AVAILABILITY OF WOMEN'S UNIFORM ITEMS. Navy Uniform Shops and Ships' Stores are available to order "special fit" uniforms for women. In the event that special ordering uniform items is not practical, Navy women are authorized to wear the following male uniform items.

- Outergarments, including overcoat, all-weather coat, peacoat/reefer, jackets and sweaters
- Shoes (service and safety)
- Rating Badges
- Navy Coveralls
- Belts and Buckles
- Utility Shirts and Trousers
- Working Khaki Shirts and Trousers

The wear of these items is optional and they may continue to be worn as long as serviceable. Wear of khaki and utility uniforms require the shirt/trousers combinations to match in order to maintain proper gig line, i.e. men's shirt with men's trousers and women's shirt with women's trousers.

**TABLE 3-1-1**  
**UNIFORM REQUIREMENTS FOR MEN, E-1 - E-6**

ITEM	QUANTITY
All-Weather Coat, Blue	1
Bag, Duffel	1
Belt, Web, Black, W/Silver Clip	2
Belt, Web, White, W/Silver Clip	3
Buckle, Silver	2
Cap, Ball	2
Cap, Knit	1
Coveralls (Navy), Blue	2
Gloves, Leather, Black	1 pr.
Group Rate Mark, Black	3
Group Rate Mark, White	4
Hat, White	3
Jacket, Blue Working	1
Jumper, Blue Dress	1
Jumper, White Dress	2
Neckerchief	1
Necktie, Black	1
Peacoat	1
Shirt, Winter Blue	2
Shirt, Utility	4
Shirt, White Short Sleeve	2
Shoes, Dress Black	1 pr.
Shoes, Safety Chukka	1 pr.
Socks, Cotton/Nylon, Black	6 pr.
Sweater, Pullover Jersey	1
Towel, Bath <sup>1</sup>	4
Trouser, Broadfall, Blue	1 pr.
Trousers, Poly/Wool, Dress Blue	2 pr.
Trousers, Utility	4 pr.
Trousers, White	2 pr.
Trousers, White Jumper (CNT)	2 pr.
Undershirts <sup>2</sup>	8
Undershorts, White <sup>2</sup>	8

**TABLE 3-1-2**  
**UNIFORM REQUIREMENTS FOR WOMEN, E1-E6**

ITEM	QUANTITY
All-Weather Coat, Blue	1
Bag, Duffel	1
Belt, Web, Black, w/Silver	2
Belt, Web, White, w/Silver	3
Buckle, Silver	2
Cap, Ball	2
Cap, Combination, w/2 Crowns	1
Cap, Knit, Blue	1
Coat, Service Dress Blue	1
Coveralls (Navy), Blue	2
Gloves, Black	1 pr.
Group Rate Mark, Black	3
Group Rate Mark, White	5
Hosiery, Nylon	As needed
Insignia, Service Hat, Cap	1
Jacket, Blue Working	1
Jumper, White Dress	2
Lingerie	As needed
Neckerchief, Black	1
Necktab, Black	1
Peacoat	1
Shirt, Utility	4
Shirt, Cotton/Poly, White, SS	3
Shirt, Winter Blue	2
Shoes, Black Safety	1 pr.
Shoes, Service Black	1 pr.
Slacks, Blue Belted	2 pr.
Slacks, Blue Unbelted	1 pr.
Slacks, Utility	4 pr.
Slacks, Dress, CNT, White	2 pr.
Slacks, Poly/Ctn, White	2 pr.
Socks, Black	5 pr.
Sweater, Pullover Jersey	1
Towel, Bath <sup>1</sup>	4
Undershirts <sup>2</sup>	8

Refer to <FY-06 Active Seabag Requirements Lists>, updated at the beginning of each fiscal year for uniform requirements and item prices. Inclusion of this information in the Uniform Regulations manual cancels the BUPERSNOTE 1020 announcing these updates.

Refer to <FY-06 Reserve Seabag Requirements Lists>, updated at the beginning of each fiscal year for uniform requirements and items prices for outfitting reserves. These updated prices are used in conjunction with COMNAVRESFOR P4000 and inclusion of

this information in the Uniform Regulations manual cancels BUPERSINST 1020.11Q.

**FOR FOOTNOTES, SEE BELOW.**

<sup>1</sup>Occupational Field 13 personnel (Seabees) are authorized to maintain four desert brown towels vice white.

<sup>2</sup>Personnel required to wear desert brown undergarments on a daily basis are authorized to substitute up to one-half of the minimum seabag white undergarments requirement with desert brown undergarments.

**FABRIC CHART (TABLE 3-1-3)**

<b><u>Uniform</u></b>	<b><u>Components</u></b>	<b><u>Authorized Fabrics</u></b>
Aviation Working Green (M & F)	Coat, Trousers, Slacks	100% Wool Elastique, 19.0 oz 55% Polyester/45% Wool
Dinner Dress Blue Jacket (M & F)	Coat, Trousers, Skirt	55% Polyester/45% Wool Gabardine, 11.0 oz 55% Polyester/45% Wool Tropical, 9.0 oz 100% Wool Gabardine, 11.0 oz 100% Wool Serge, 12.0 oz 100% Wool Serge, 15.0 oz 100% Wool Tropical, 9.0 oz
Dinner Dress White Jacket (M & F)	Coat (Trousers, Skirt same as Dinner Dress Blue Jacket)	100% Polyester, Certified Navy Twill, 6.7 oz 65% Polyester/35% Rayon Gabardine, 8.0 oz
Service Dress Blue (M & F) (Dinner & Full Dress)	Coat, Trousers, Slacks, Skirt	55% Polyester/45% Wool Gabardine, 11.0 oz 55% Polyester/45% Wool Tropical, 9.0 oz 100% Wool Gabardine, 11.0 oz 100% Wool Serge, 12.0 oz 100% Wool Serge, 15.0 oz 100% Wool Tropical, 9.0 oz
Service Dress Blue (M) (Dinner & Full Dress)	Jumper, Broadfall Trousers	100% Wool Serge, 15.0 oz
Service Dress White (M) (Dinner & Full Dress)	Coat, Trousers	100% Polyester, Certified Navy Twill, 6.7 oz
Service Dress White (F) (Dinner & Full Dress)	Coat, Slacks, Skirt	100% Polyester, Certified Navy Twill, 6.7 oz 65% Polyester/35% Rayon Gabardine, 8.0 oz
Service Dress White (M & F) (Dinner & Full Dress)	Jumper, Trousers, Slacks, Skirt	100% Polyester, Certified Navy Twill, 6.7 oz
Service Khaki (M & F) (Effective 1 Oct 99 poly/cotton may be worn only as Working Khaki (excluding maternity).	Shirt, Trousers, Slacks, Skirt	100% Polyester, Certified Navy Twill, 6.7 oz
	Shirt, Trousers, Slacks, Skirt	75% Polyester/25% Wool Tropical, 10 oz
	Shirt	65% Polyester/35% Cotton Poplin, 4.2 oz

	Trousers, Slacks, Skirt	65% Polyester/35% Cotton Twill, 6.5 oz
Summer White (M & F)	Shirt, Trousers, Slacks, Skirt	100% Polyester, Certified Navy Twill, 6.7 oz
	Shirt	65% Polyester/35% Cotton Poplin, 4.2 oz
	Trousers, Slacks, Skirt	65% Polyester/35% Cotton Twill, 6.5 oz
Tropical Khaki (M & F)	Shirt	65% Polyester/35% Cotton Poplin, 4.2 oz
	Short Trousers, Short Slacks	65% Polyester/35% Cotton Twill, 6.5 oz
Tropical Utilities (M & F)	Shirt	65% Polyester/35% Cotton Chambray, 4.5 oz
	Short Trousers	65% Polyester/35% Cotton Twill, 7.5 oz
Tropical White (M & F)	Shirt, Short Trousers, Short Slacks	100% Polyester, Certified Navy Twill, 6.7 oz
	Shirt	65% Polyester/35% Cotton Poplin, 4.2 oz
	Short Trousers, Short Slacks	65% Polyester/35% Cotton Twill, 6.5 oz
Winter Blue (M & F) (Winter Working Blue)	Shirt, Trousers, Slacks, Skirt	75% Polyester/25% Wool, Washable, 10.0 oz
	Shirt	65% Polyester/35% Cotton Poplin, 4.2
Working Khaki (M & F)	Trousers, Slacks, Skirt	65% Polyester/35% Cotton Twill, 6.5 oz
Coveralls (M & F)	Coveralls	65% Polyester/35% Cotton Twill, 5 to 6.75 oz
Utilities (M & F)	Shirt	65% Polyester/35% Cotton Chambray, 4.5 oz
	Trousers	65% Polyester/35% Cotton Twill, 7.5 oz

## CHAPTER THREE

### UNIFORM COMPONENTS

#### SECTION 2: OFFICER UNIFORMS

	<u>Article</u>
1. FORMAL AND DINNER DRESS UNIFORMS	
a. FORMAL DRESS (MEN).....	3201
b. FORMAL DRESS (WOMEN).....	3202
c. DINNER DRESS BLUE JACKET (MEN).....	3203
d. DINNER DRESS BLUE JACKET (WOMEN).....	3204
e. DINNER DRESS WHITE JACKET (MEN).....	3205
f. DINNER DRESS WHITE JACKET (WOMEN).....	3206
g. DINNER DRESS BLUE (MEN).....	3207
h. DINNER DRESS BLUE (WOMEN).....	3208
i. DINNER DRESS WHITE (MEN).....	3209
j. DINNER DRESS WHITE (WOMEN).....	3210
k. TROPICAL DINNER DRESS BLUE (MEN).....	3211
l. TROPICAL DINNER DRESS BLUE (WOMEN).....	3212
2. CEREMONIAL UNIFORMS	
a. FULL DRESS BLUE (MEN).....	3213
b. FULL DRESS BLUE (WOMEN).....	3214
c. FULL DRESS WHITE (MEN).....	3215
d. FULL DRESS WHITE (WOMEN).....	3216
3. SERVICE DRESS UNIFORMS	
a. SERVICE DRESS BLUE (MEN).....	3217
b. SERVICE DRESS BLUE (WOMEN).....	3218
c. SERVICE DRESS WHITE (MEN).....	3219
d. SERVICE DRESS WHITE (WOMEN).....	3220
e. SERVICE DRESS BLUE YANKEE (MEN).....	3221
f. SERVICE DRESS BLUE YANKEE (WOMEN).....	3222
4. SERVICE UNIFORMS	
a. SERVICE KHAKI (MEN).....	3223
b. SERVICE KHAKI (WOMEN).....	3224
c. SUMMER WHITE (MEN).....	3225
d. SUMMER WHITE (WOMEN).....	3226
e. TROPICAL WHITE (MEN).....	3227
f. TROPICAL WHITE (WOMEN).....	3228
g. WINTER BLUE (MEN).....	3229
h. WINTER BLUE (WOMEN).....	3230
5. WORKING UNIFORMS	
a. WINTER WORKING BLUE (MEN).....	3231
b. WINTER WORKING BLUE (WOMEN).....	3232
c. WORKING KHAKI (MEN).....	3233
d. WORKING KHAKI (WOMEN).....	3234
e. TROPICAL KHAKI (MEN).....	3235
f. TROPICAL KHAKI (WOMEN).....	3236
g. AVIATION WORKING GREEN (MEN).....	3237
h. AVIATION WORKING GREEN (WOMEN).....	3238
i. COVERALLS (Men).....	3239
j. COVERALLS (Women).....	3240



### 3201. FORMAL DRESS (WHITE TIE)

#### BASIC UNIFORM COMPONENTS

	ARTICLE
Coat, Dinner Dress Blue	
Jacket	3501.14
Shirt, White, Formal	3501.52
Trousers, Blue, Evening	3501.91
Shoes, Dress, Black	3501.54
Socks, Black	3501.78
Undershirt, White	3501.101
Undershorts	3501.102
Necktie, Bow, White	3501.36
Studs, Mother of Pearl	3501.79
Cuff Links, Mother-of-Pearl	3501.19
Waistcoat	3501.104
Gloves, White	3501.24
Miniature Medals	5315

#### PRESCRIBABLE ITEMS

All-Weather Coat, Blue	3501.1
Overcoat, Blue	3501.39
Tailcoat, Formal, Blue	3501.85

#### OPTIONAL ITEMS

Cap, Combination, White (Required W/Outergarment)	3501.9
Boat Cloak	3501.4
Overshoes	3501.40
Scarf (w/outergarment only)	3501.43
Suspenders, White	3501.80
Umbrella, Black	3501.99

#### OCCASIONS FOR WEAR

WORN TO OFFICIAL FORMAL EVENING FUNCTIONS WHEN CIVILIANS NORMALLY WEAR EVENING CLOTHES (WHITE TIE). THIS UNIFORM MAY BE PRESCRIBED FOR CAPTAINS, FLAG OFFICERS AND OTHER OFFICERS ASSIGNED TO DUTY WHERE REQUIRED BY PROTOCOL, OPTIONAL FOR ALL OTHER OFFICERS.

## 3202. FORMAL DRESS

### BASIC UNIFORM COMPONENTS

	ARTICLE
Coat, Dinner Dress Blue	
Jacket	3501.14
Shirt, White, Formal	3501.50
Slacks, Blue, Formal <sup>2</sup>	3501.70
Shoes, Service, Black <sup>2</sup>	3501.58
Socks, Black	3501.78
Brassiere	3501.6
Underpants	3501.100
Cummerbund, Gold	3501.20
Gloves, White	3501.24
Necktie, Dress, Black <sup>3</sup>	3501.35
Studs, Mother-of-Pearl <sup>7</sup>	3501.79
Cuffs Links, Mother-of-Pearl	3501.19
Miniature Medals	5315

### PRESCRIBABLE ITEMS

All-Weather Coat, Blue	3501.1
Overcoat, Blue	3501.39

### OPTIONAL ITEMS

Cap, Combination, White (Required W/Outergarment)	3501.9
Cape (Gold Lining)	3501.12
Cape (Maroon Lining - NC)	3501.12
Earrings, Pearl	3501.23
Handbag, Black Dress	3501.26
Hosiery, Flesh Tone	3501.29
Overshoes	3501.40
Scarf (w/outergarment only)	3501.43
Shoes, Formal, Black <sup>2</sup>	3501.55
Shoes, Formal, Black, Flat <sup>2</sup>	3501.56
Skirt, Blue, Formal <sup>2</sup>	3501.61
Slip	3501.77
Tiara	3501.86
Umbrella, Black	3501.99

### OCCASIONS FOR WEAR

WORN TO OFFICIAL FORMAL EVENING FUNCTIONS WHEN CIVILIANS NORMALLY WEAR EVENING CLOTHES (WHITE TIE). THIS UNIFORM MAY BE PRESCRIBED FOR CAPTAINS, FLAG OFFICERS AND OTHER OFFICERS ASSIGNED TO DUTY WHERE REQUIRED BY PROTOCOL. OPTIONAL FOR ALL OTHER OFFICERS.

### 3203. DINNER DRESS BLUE JACKET

#### BASIC UNIFORM COMPONENTS

	ARTICLE
Coat, Dinner Dress Blue	
Jacket	3501.14
Shirt, White, Formal	3501.51
Trousers, Blue, Evening	3501.91
Shoes, Dress, Black	3501.54
Socks, Black	3501.78
Undershirt, White	3501.101
Undershorts	3501.102
Cuff Links, Gold	3501.19
Cummerbund, Gold	3501.20
Necktie, Bow, Black	3501.36
Studs, Gold	3501.79
Miniature Medals	5315

#### PRESCRIBABLE ITEMS

All-Weather Coat, Blue	3501.1
Gloves, White	3501.24
Overcoat, Blue	3501.39

#### OPTIONAL ITEMS

Boat Cloak	3501.4
Cap, Combination, White (required w/outergarment)	3501.9
Overshoes	3501.40
Scarf (w/outergarment only)	3501.43
Suspenders, White	3501.80
Umbrella, Black	3501.99

#### OCCASIONS FOR WEAR

WORN TO OFFICIAL FUNCTIONS WHEN CIVILIANS NORMALLY WEAR BLACK TIE. THIS IS A PRESCRIBABLE WINTER UNIFORM FOR LIEUTENANT COMMANDERS AND ABOVE, OPTIONAL FOR LIEUTENANTS AND BELOW.

# 3204. DINNER DRESS BLUE JACKET

## BASIC UNIFORM COMPONENTS

	ARTICLE
Coat, Dinner Dress Blue Jacket	3501.14
Shirt, White, Formal	3501.50
Slacks, Blue, Formal <sup>2</sup>	3501.70
Shoes, Service, Black <sup>2</sup>	3501.58
Socks, Black	3501.78
Brassiere	3501.6
Underpants	3501.100
Cuff Links, Gold <sup>7</sup>	3501.19
Cummerbund, Gold	3501.20
Necktie, Dress, Black	3501.35
Studs. Gold <sup>7</sup>	3501.79
Miniature Medals	5315

## PRESCRIBABLE ITEMS

All-Weather Coat, Blue	3501.1
Gloves, White	3501.24
Overcoat, Blue	3501.39

## OPTIONAL ITEMS

Cap, Combination, White (required w/outergarment)	3501.9
Cape (Gold Lining)	3501.12
Cape (Maroon Lining - NC)	3501.12
Earrings, Pearl	3501.23
Handbag, Black Dress	3501.26
Hosiery, Flesh Tone	3501.29
Overshoes	3501.40
Scarf (w/outergarment only)	3501.43
Shoes, Formal, Black <sup>2</sup>	3501.55
Shoes, Formal, Black, Flat <sup>2</sup>	3501.56
Skirt, Blue, Formal <sup>2</sup>	3501.61
Skirt, Blue, Unbelted <sup>2</sup>	3501.62
Slip	3501.77
Tiara	3501.86
Umbrella, Black	3501.99

## OCCASIONS FOR WEAR

WORN TO OFFICIAL FUNCTIONS WHEN CIVILIANS NORMALLY WEAR BLACK TIE. THIS IS A PRESCRIBABLE WINTER UNIFORM FOR LIEUTENANT COMMANDERS AND ABOVE, OPTIONAL FOR LIEUTENANTS AND BELOW.

### 3205. DINNER DRESS WHITE JACKET

#### BASIC UNIFORM COMPONENTS

	ARTICLE
Coat, Dinner Dress White Jacket	3501.15
Shirt, White, Formal	3501.51
Trousers, Blue, Evening	3501.91
Shoes, Dress, Black	3501.54
Socks, Black	3501.78
Undershirt, White	3501.101
Undershorts	3501.102
Cuff Links, Gold	3501.19
Cummerbund, Gold	3501.20
Necktie, Bow, Black	3501.36
Studs, Gold	3501.79
Shoulder Boards (Hard)	4103.2
Miniature Medals	5315

#### PRESCRIBABLE ITEMS

All-Weather Coat, Blue	3501.1
Gloves, White	3501.24

#### OPTIONAL ITEMS

Cap, Combination, White (required w/outergarment)	3501.9
Overshoes	3501.40
Scarf (w/outergarment only)	3501.43
Suspenders, White	3501.80
Umbrella, Black	3501.99

#### OCCASIONS FOR WEAR

WORN TO OFFICIAL FUNCTIONS WHEN CIVILIANS NORMALLY WEAR BLACK TIE. THIS IS A PRESCRIBABLE SUMMER UNIFORM FOR LIEUTENANT COMMANDERS AND ABOVE, OPTIONAL FOR LIEUTENANTS AND BELOW.

# 3206. DINNER DRESS WHITE JACKET

## BASIC UNIFORM COMPONENTS

	ARTICLE
Coat, Dinner Dress White Jacket	3501.15
Shirt, White, Formal	3501.50
Slacks, Blue, Formal <sup>2</sup>	3501.70
Shoes, Service, Black <sup>2</sup>	3501.58
Socks, Black	3501.78
Brassiere	3501.6
Underpants	3501.100
Cuff Links, Gold <sup>7</sup>	3501.19
Cummerbund, Gold	3501.20
Necktie, Dress, Black	3501.35
Studs, Gold <sup>7</sup>	3501.79
Miniature Medals	5315

## PRESCRIBABLE ITEMS

All-Weather Coat, Blue	3501.1
Gloves, White	3501.24

## OPTIONAL ITEMS

Cap, Combination, White (required w/outergarment)	3501.9
Earrings, Pearl	3501.23
Handbag, Black Dress	3501.26
Hosiery, Flesh Tone	3501.29
Overshoes	3501.40
Scarf (w/outergarment only)	3501.43
Shoes, Formal, Black <sup>2</sup>	3501.55
Shoes, Formal, Black, Flat <sup>2</sup>	3501.56
Skirt, Blue, Formal <sup>2</sup>	3501.61
Skirt, Blue, Unbelted <sup>2</sup>	3501.62
Slip	3501.77
Tiara	3501.86
Umbrella, Black	3501.99

## OCCASIONS FOR WEAR

WORN TO OFFICIAL FUNCTIONS WHEN CIVILIANS NORMALLY WEAR BLACK TIE. THIS IS A PRESCRIBABLE SUMMER UNIFORM FOR LIEUTENANT COMMANDERS AND ABOVE, OPTIONAL FOR LIEUTENANTS AND BELOW.

3207. DINNER DRESS BLUE

BASIC UNIFORM COMPONENTS

	ARTICLE
Coat, Service Dress Blue	3501.16
Shirt, White, Dress	3501.49
Trousers, Blue, Dress	3501.90
Cap, Combination, White	3501.9
Shoes, Dress, Black	3501.54
Socks, Black	3501.78
Undershirt, White	3501.101
Undershorts	3501.102
Belt, Black, w/Gold Clip	3501.2
Necktie, Bow, Black	3501.36
Buckle, Gold	3501.7
Miniature Medals	5315

PRESCRIBABLE ITEMS

All-Weather Coat, Blue	3501.1
Gloves, White	3501.24
Overcoat, Blue	3501.39

OPTIONAL ITEMS

Cuff Links, Gold	3501.19
Overshoes	3501.40
Scarf (w/outergarment only)	3501.43
Shirt, White, Formal	3501.51
Suspenders, White	3501.80
Studs, Gold	3501.79
Umbrella, Black	3501.99

OCCASIONS FOR WEAR

WORN TO OFFICIAL FUNCTIONS WHEN CIVILIANS  
NORMALLY WEAR BLACK TIE. THIS IS A  
PRESCRIBABLE WINTER UNIFORM.

3208. DINNER DRESS BLUE

BASIC UNIFORM COMPONENTS

	ARTICLE
Coat, Service Dress Blue	3501.16
Shirt, White, Dress	3501.49
Slacks, Blue, Unbelted <sup>2</sup>	3501.69
Cap, Combination, White	3501.9
Shoes, Service, Black <sup>2</sup>	3501.58
Socks, Black	3501.78
Brassiere	3501.6
Underpants	3501.100
Necktie, Black	3501.34
Miniature Medals	5315

PRESCRIBABLE ITEMS

All-Weather Coat, Blue	3501.1
Gloves, White	3501.24
Overcoat, Blue	3501.39

OPTIONAL ITEMS

Cuff Links, Gold <sup>7</sup>	3501.19
Earrings, Pearl	3501.23
Handbag, Black Dress	3501.26
Hosiery, Flesh Tone	3501.29
Overshoes	3501.40
Scarf (w/outergarment only)	3501.43
Shirt, White, Formal	3501.50
Shoes, Dress, Black <sup>2</sup>	3501.54
Shoes, Formal, Black <sup>2</sup>	3501.55
Shoes, Formal, Black, Flat <sup>2</sup>	3501.56
Skirt, Blue, Formal <sup>2</sup>	3501.61
Skirt, Blue, Unbelted <sup>2</sup>	3501.62
Slip	3501.77
Studs, Gold <sup>7</sup>	3501.79
Umbrella, Black	3501.99

OCCASIONS FOR WEAR

WORN TO OFFICIAL FUNCTIONS WHEN CIVILIANS  
NORMALLY WEAR BLACK TIE. THIS IS A  
PRESCRIBABLE WINTER UNIFORM.



3209. DINNER DRESS WHITE

BASIC UNIFORM COMPONENTS

	ARTICLE
Coat, Service Dress White	3501.17
Trousers, White	3501.98
Cap, Combination, White	3501.9
Shoes, Dress, White	3501.54
Socks, White	3501.78
Undershirt, White	3501.101
Undershorts	3501.102
Belt, White, w/Gold Clip	3501.2
Buckle, Gold	3501.7
Shoulder Boards (Hard)	4103.2
Miniature Medals	5315

PRESCRIBABLE ITEMS

All-Weather Coat, Blue	3501.1
Gloves, White	3501.24

OPTIONAL ITEMS

Overshoes	3501.40
Scarf (w/outergarment only)	3501.43
Umbrella, Black	3501.99

OCCASIONS FOR WEAR

WORN TO OFFICIAL FUNCTIONS WHEN CIVILIANS  
NORMALLY WEAR BLACK TIE. THIS IS A  
PRESCRIBABLE SUMMER UNIFORM.

3210. DINNER DRESS WHITE

BASIC UNIFORM COMPONENTS

	ARTICLE
Coat, Service Dress White	3501.17
Shirt, White, Dress	3501.49
Slacks, White, Unbelted <sup>2</sup>	3501.74
Cap, Combination, White	3501.9
Shoes, Service, White <sup>2</sup>	3501.58
Socks, White	3501.78
Brassiere	3501.6
Underpants	3501.100
Necktie, Black	3501.34
Miniature Medals	5315

PRESCRIBABLE ITEMS

All-Weather Coat, Blue	3501.1
Gloves, White	3501.24

OPTIONAL ITEMS

Cuff Links, Gold <sup>7</sup>	3501.19
Earrings, Pearl	3501.23
Handbag, White Dress	3501.26
Hosiery, Flesh Tone	3501.29
Overshoes	3501.40
Scarf (w/outergarment only)	3501.43
Shirt, White, Formal	3501.50
Shoes, Dress, White <sup>2</sup>	3501.54
Skirt, White, Unbelted <sup>2</sup>	3501.66
Slip	3501.77
Studs, Gold <sup>7</sup>	3501.79
Umbrella, Black	3501.99

OCCASIONS FOR WEAR

WORN TO OFFICIAL FUNCTIONS WHEN CIVILIANS  
NORMALLY WEAR BLACK TIE. THIS IS A  
PRESCRIBABLE SUMMER UNIFORM.

3211. TROPICAL DINNER DRESS BLUE

BASIC UNIFORM COMPONENTS

	ARTICLE
Shirt, White, Summer	3501.53
Trousers, Blue, Dress	3501.90
Cap, Combination, White	3501.9
Shoes, Dress, Black	3501.54
Socks, Black	3501.78
Undershirt, White	3501.101
Undershorts	3501.102
Cummerbund, Gold Wraparound	3501.20
Shoulder Boards (Hard)	4301.2
Miniature Medals	5315

PRESCRIBABLE ITEMS

All-Weather Coat, Blue <sup>1</sup>	3501.1
Belt, Black, w/Gold Clip	3501.2
Buckle, Gold	3501.7

OPTIONAL ITEMS

Overshoes	3501.40
Scarf (w/outergarment only)	3501.43
Umbrella, Black	3501.99

OCCASIONS FOR WEAR

PRESCRIBABLE IN TROPICAL CLIMATES WHERE  
OTHER DINNER DRESS UNIFORMS WOULD BE  
UNCOMFORTABLE.

<FOR FOOTNOTES.>

3212. TROPICAL DINNER DRESS BLUE

BASIC UNIFORM COMPONENTS

	ARTICLE
Shirt, White, Summer	3501.53
Slacks, Blue, Formal <sup>2</sup>	3501.70
Cap, Combination, White	3501.9
Shoes, Service, Black <sup>2</sup>	3501.58
Socks, Black	3501.78
Brassiere	3501.6
Underpants	3501.100
Cummerbund, Gold Wraparound	3501.20
Shoulder Boards (Hard)	4103.2
Miniature Medals	5315

PRESCRIBABLE ITEMS

All-Weather Coat, Blue <sup>1</sup>	3501.1
-------------------------------------	--------

OPTIONAL ITEMS

Earrings, Pearl	3501.23
Handbag, Black Dress	3501.26
Hosiery, Flesh Tone	3501.29
Overshoes	3501.40
Scarf (w/outergarment only)	3501.43
Shoes, Dress, Black <sup>2</sup>	3501.54
Shoes, Formal, Black <sup>2</sup>	3501.55
Shoes, Formal, Black, Flat <sup>2</sup>	3501.56
Skirt, Blue, Formal <sup>2</sup>	3501.61
Skirt, Blue, Unbelted <sup>2</sup>	3501.62
Slip	3501.77
Umbrella, Black	3501.99

OCCASIONS FOR WEAR

PRESCRIBABLE IN TROPICAL CLIMATES WHERE  
OTHER DINNER DRESS UNIFORMS WOULD BE  
UNCOMFORTABLE.

<FOR FOOTNOTES.>

### 3213. FULL DRESS BLUE

#### BASIC UNIFORM COMPONENTS

	ARTICLE
Coat, Service Dress Blue	3501.16
Shirt, White, Dress	3501.49
Trousers, Blue, Dress	3501.90
Cap, Combination, White	3501.9
Shoes, Dress, Black	3501.54
Socks, Black	3501.78
Undershirt, White	3501.101
Undershorts	3501.102
Belt, Black, w/Gold Clip	3501.2
Buckle, Gold	3501.7
Gloves, White	3501.24
Necktie, Black, Four-in-Hand	3501.37
Large Medals/Ribbons	5314/5313

#### PRESCRIBABLE ITEMS

All-Weather Coat, Blue	3501.1
Overcoat, Blue	3501.39
Sword (LCDR and above)	3501.84

#### OPTIONAL ITEMS

Cuff Links, Gold	3501.19
Overshoes	3501.40
Scarf (w/outergarment only)	3501.43
Tie Clasp, Tack	3501.87
Umbrella, Black	3501.99

#### OCCASIONS FOR WEAR

##### WORN ON THE FOLLOWING FORMAL OCCASIONS:

- a. ASSUMING OR RELINQUISHING COMMAND, OR PARTICIPATING IN THE CEREMONY.
- b. OFFICIAL VISITS WITH HONORS AS PRESCRIBED IN NAVY REGULATIONS.
- c. VISITS OF CEREMONY TO FOREIGN MEN-OF-WAR AND FOREIGN OFFICIALS.
- d. OCCASIONS OF STATE, CEREMONIES, AND SOLEMNITIES.

## 3214. FULL DRESS BLUE

### BASIC UNIFORM COMPONENTS

	ARTICLE
Coat, Service Dress Blue	3501.16
Shirt, White, Dress	3501.49
Slacks, Blue, Unbelted <sup>2</sup>	3501.69
Cap, Combination, White	3501.9
Shoes, Service, Black <sup>2</sup>	3501.58
Socks, Black	3501.78
Brassiere	3501.6
Underpants	3501.100
Gloves, White	3501.24
Necktie, Black	3501.34
Large Medals/Ribbons	5014/5313

### PRESCRIBABLE ITEMS

All-Weather Coat, Blue	3501.1
Overcoat, Blue	3501.39
Sword (LCDR and above)	3501.84
Undershirt, White	3501.101

### OPTIONAL ITEMS

Earrings, Gold Ball	3501.23
Handbag, Black	3501.25
Hosiery, Flesh Tone	3501.29
Overshoes	3501.40
Scarf (w/outergarment only)	3501.43
Shoes, Dress, Black <sup>2</sup>	3501.54
Skirt, Blue, Unbelted <sup>2</sup>	3501.62
Slip	3501.77
Umbrella, Black	3501.99

### OCCASIONS FOR WEAR

#### WORN ON THE FOLLOWING FORMAL OCCASIONS:

- a. ASSUMING OR RELINQUISHING COMMAND, OR PARTICIPATING IN THE CEREMONY.
- b. OFFICIAL VISITS WITH HONORS AS PRESCRIBED IN NAVY REGULATIONS.
- c. VISITS OF CEREMONY TO FOREIGN MEN-OF-WAR AND FOREIGN OFFICIALS.
- d. OCCASIONS OF STATE, CEREMONIES, AND SOLEMNITIES.

<FOR FOOTNOTES.>

3215. FULL DRESS WHITE

BASIC UNIFORM COMPONENTS

	ARTICLE
Coat, Service Dress White	3501.17
Trousers, White	3501.98
Cap, Combination, White	3501.9
Shoes, Dress, White	3501.54
Socks, White	3501.78
Undershirt, White	3501.101
Undershorts	3501.102
Belt, White, w/Gold Clip	3501.2
Gloves, White	3501.24
Buckle, Gold	3501.7
Shoulder Boards (Hard)	4301.2
Large Medals/Ribbons	5314/5313

PRESCRIBABLE ITEMS

All-Weather Coat, Blue	3501.1
Sword (LCDR and above)	3501.84

OPTIONAL ITEMS

Overshoes	3501.40
Scarf (w/outergarment only)	3501.43
Umbrella, Black	3501.99

OCCASIONS FOR WEAR

WORN ON THE FOLLOWING FORMAL OCCASIONS:

- a. ASSUMING OR RELINQUISHING COMMAND,  
OR PARTICIPATING IN THE CEREMONY.
- b. OFFICIAL VISITS WITH HONORS AS PRESCRIBED IN  
NAVY REGULATIONS.
- c. VISITS OF CEREMONY TO FOREIGN  
MEN-OF-WAR AND FOREIGN OFFICIALS.
- d. OCCASIONS OF STATE, CEREMONIES AND  
SOLEMNITIES.

## 3216. FULL DRESS WHITE

### BASIC UNIFORM COMPONENTS

	ARTICLE
Coat, Service Dress White	3501.17
Shirt, White, Dress	3501.49
Slacks, White, Unbelted <sup>2</sup>	3501.74
Cap, Combination, White	3501.9
Shoes, Service, White <sup>2</sup>	3501.58
Socks, White	3501.78
Brassiere	3501.6
Underpants	3501.100
Gloves, White	3501.24
Necktie, Black	3501.34
Large Medals/Ribbons	5314/5313

### PRESCRIBABLE ITEMS

All-Weather Coat, Blue	3501.1
Sword (LCDR and above)	3501.84
Undershirt, White	3501.101

### OPTIONAL ITEMS

Earrings, Gold Ball	3501.23
Handbag, White	3501.25
Hosiery, Flesh Tone	3501.29
Overshoes	3501.40
Scarf (w/outergarment only)	3501.43
Shoes, Dress, White <sup>2</sup>	3501.54
Skirt, White, Unbelted <sup>2</sup>	3501.66
Slip	3501.77
Umbrella, Black	3501.99

### OCCASIONS FOR WEAR

#### WORN ON THE FOLLOWING FORMAL OCCASIONS:

- a. ASSUMING OR RELINQUISHING COMMAND, OR PARTICIPATING IN THE CEREMONY.
- b. OFFICIAL VISITS WITH HONORS AS PRESCRIBED IN NAVY REGULATIONS.
- c. VISITS OF CEREMONY TO FOREIGN MEN--OF-WAR AND OFFICIALS.
- d. OCCASIONS OF STATE, CEREMONIES, AND SOLEMNITIES.

<FOR FOOTNOTES.>



## 3217. SERVICE DRESS BLUE

### BASIC UNIFORM COMPONENTS

	ARTICLE
Coat, Service Dress Blue	3501.16
Shirt, White, Dress	3501.49
Trousers, Blue, Dress	3501.90
Cap, Combination, White	3501.9
Shoes, Dress, Black	3501.54
Socks, Black	3501.78
Undershirt, White	3501.101
Undershorts	3501.102
Belt, Black, w/Gold Clip	3501.2
Necktie, Black, Four-in-Hand	3501.37
Buckle, Gold	3501.7
Ribbons	5305-5312

### PRESCRIBABLE ITEMS

All-Weather Coat, Blue	3501.1
Gloves, Black/White	3501.24
Overcoat, Blue	3501.39

### OPTIONAL ITEMS

Cap, Garrison, Blue <sup>3,4</sup>	3501.10
Cuff Links, Gold	3501.19
Earmuffs	
(w/outergarment only)	3501.22
Jacket, Black <sup>1,3</sup>	3501.30
Overshoes	3501.40
Reefer	3501.42
Scarf (w/outergarment only)	3501.43
Sweater, V-Neck, Black <sup>3,4</sup>	3501.83
Tie Clasp/Tack	3501.87
Umbrella, Black	3501.99
Name/Identification Tag <sup>2</sup>	5201.4

### OCCASIONS FOR WEAR

MAY BE PRESCRIBED FOR WEAR YEAR-ROUND TO ALL OFFICIAL FUNCTIONS WHEN FORMAL DRESS, DINNER DRESS OR FULL DRESS UNIFORMS ARE NOT PRESCRIBED AND CIVILIAN EQUIVALENT DRESS IS COAT AND TIE.

<FOR FOOTNOTES.>

# 3218. SERVICE DRESS BLUE

## BASIC UNIFORM COMPONENTS

	ARTICLE
Coat, Service Dress Blue	3501.16
Shirt, White, Dress	3501.49
Slacks, Blue, Unbelted <sup>2</sup>	3501.69
Cap, Combination, White	3501.9
Shoes, Service, Black <sup>2</sup>	3501.58
Socks, Black	3501.78
Brassiere	3501.6
Underpants	3501.100
Necktie, Black	3501.34
Ribbons	5305-5312

## PRESCRIBABLE ITEMS

All-Weather Coat, Blue	3501.1
Gloves, Black/White	3501.24
Overcoat, Blue	3501.39
Undershirt, White	3501.101

## OPTIONAL ITEMS

Beret	3501.3
Cap, Garrison, Blue <sup>3,4</sup>	3501.10
Earmuffs	
(w/outergarment only)	3501.22
Earrings, Gold Ball	3501.23
Handbag, Black	3501.25
Handbag, Black Dress	3501.26
Hosiery, Flesh Tone	3501.29
Jacket, Black <sup>1,3</sup>	3501.30
Overshoes	3501.40
Reefer	3501.42
Scarf (w/outergarment only)	3501.43
Shoes, Dress, Black <sup>2</sup>	3501.54
Skirt, Blue, Unbelted <sup>2</sup>	3501.62
Slip	3501.77
Sweater, V-Neck, Black <sup>3,4</sup>	3501.83
Umbrella, Black	3501.99
Name/Identification Tag <sup>5</sup>	5201.4

## OCCASIONS FOR WEAR

MAY BE PRESCRIBED FOR WEAR YEAR-ROUND TO ALL OFFICIAL FUNCTIONS WHEN FORMAL DRESS, DINNER DRESS OR FULL DRESS UNIFORMS ARE NOT PRESCRIBED AND CIVILIAN EQUIVALENT DRESS IS COAT AND TIE.

<FOR FOOTNOTES.>

3219. SERVICE DRESS WHITE

BASIC UNIFORM COMPONENTS

	ARTICLE
Coat, Service Dress White	3501.17
Trousers, White	3501.98
Cap, Combination, White	3501.9
Shoes, Dress, White	3501.54
Socks, White	3501.78
Undershirt, White	3501.101
Undershorts	3501.102
Belt, White, w/Gold Clip	3501.2
Buckle, Gold	3501.7
Shoulder Boards (Hard)	4301.2
Ribbons	5305-53012

PRESCRIBABLE ITEMS

All-Weather Coat, Blue	3501.1
Gloves, White	3501.24

OPTIONAL ITEMS

Earmuffs	
(w/outergarment only)	3501.22
Overshoes	3501.40
Scarf (w/outergarment only)	3501.43
Umbrella, Black	3501.99
Name/Identification Tag <sup>5</sup>	5201.4

OCCASIONS FOR WEAR

MAY BE PRESCRIBED FOR SUMMER WEAR WHEN  
FORMAL DRESS, DINNER DRESS, OR FULL DRESS  
UNIFORMS ARE NOT PRESCRIBED AND CIVILIAN  
EQUIVALENT IS COAT AND TIE.

<FOR FOOTNOTES.>

## 3220. SERVICE DRESS WHITE

### BASIC UNIFORM COMPONENTS

	ARTICLE
Coat, Service Dress White	3501.17
Shirt, White, Dress	3501.49
Slacks, White, Unbelted <sup>2</sup>	3501.74
Cap, Combination, White	3501.9
Shoes, Service, White <sup>2</sup>	3501.58
Socks, White	3501.78
Brassiere	3501.6
Underpants	3501.100
Necktie, Black	3501.34
Ribbons	5305-5312

### PRESCRIBABLE ITEMS

All-Weather Coat, Blue	3501.1
Gloves, White	3501.24
Undershirt, White	3501.101

### OPTIONAL ITEMS

Beret	3501.3
Earmuffs	
(w/outergarment only)	3501.22
Earrings, Gold Ball	3501.23
Overshoes	3501.40
Scarf (w/outergarment only)	3501.43
Shoes, Dress, White <sup>2</sup>	3501.54
Skirt, White, Unbelted <sup>2</sup>	3501.66
Slip	3501.77
Handbag, White	3501.25
Handbag, White Dress	3501.26
Hosiery, Flesh Tone	3501.29
Umbrella, Black	3501.99
Name/Identification Tag <sup>5</sup>	5201.4

### OCCASIONS FOR WEAR

MAY BE PRESCRIBED FOR SUMMER WEAR WHEN  
FORMAL DRESS, DINNER DRESS, OR FULL DRESS  
UNIFORMS ARE NOT PRESCRIBED AND CIVILIAN  
EQUIVALENT IS COAT AND TIE.

<FOR FOOTNOTES.>

3221. SERVICE DRESS BLUE YANKEE

BASIC UNIFORM COMPONENTS

	ARTICLE
Coat, Service Dress Blue	3501.16
Shirt, White, Dress	3501.49
Trousers, White Long	3501.98
Cap, Combination, White	3501.9
Shoes, Dress, White	3501.54
Socks, White	3501.78
Undershirt, White	3501.101
Undershorts	3501.102
Belt, White, w/Gold Clip	3501.2
Necktie, Black Four-in-Hand	3501.37
Buckle, Gold	3501.7
Ribbons	5305-5312

PRESCRIBABLE ITEMS

All-Weather Coat, Blue <sup>1</sup>	3501.1
-------------------------------------	--------

OPTIONAL ITEMS

Cuff Links, Gold	3501.19
Earmuffs	
(w/outergarment only)	3501.22
Overshoes	3501.40
Scarf (w/outergarment only)	3501.43
Tie Clasp, Tack	3501.87
Umbrella, Black	3501.99
Name/Identification Tag <sup>5</sup>	5201.4

OCCASIONS FOR WEAR

WHEN PRESCRIBED.

<FOR FOOTNOTES.>

3222. SERVICE DRESS BLUE YANKEE

BASIC UNIFORM COMPONENTS

	ARTICLE
Coat, Service Dress Blue	3501.16
Shirt, White, Dress	3501.49
Slacks, White, Unbelted <sup>2</sup>	3501.74
Cap, Combination, White	3501.9
Shoes, Service, White <sup>2</sup>	3501.58
Socks, White	3501.78
Brassiere	3501.6
Underpants	3501.100
Necktie, Black	3501.34
Ribbons	5305-5312

PRESCRIBABLE ITEMS

All-Weather Coat, Blue <sup>1</sup>	3501.1
Undershirt, White	3501.101

OPTIONAL ITEMS

Earmuffs	
(w/outergarment only)	3501.22
Earrings, Gold Ball	3501.23
Handbag, White	3501.25
Handbag, White Dress	3501.26
Hosiery, Flesh Tone	3501.29
Overshoes	3501.40
Scarf (w/outergarment only)	3501.43
Shoes, Dress, White <sup>2</sup>	3501.54
Skirt, White, Unbelted <sup>2</sup>	3501.66
Slip	3501.77
Umbrella, Black	3501.99
Name/Identification Tag <sup>5</sup>	5201.4

OCCASIONS FOR WEAR

WHEN PRESCRIBED.

<FOR FOOTNOTES.>

### 3223. SERVICE KHAKI

#### BASIC UNIFORM COMPONENTS

	ARTICLE
Shirt, Khaki, Service	3501.46
Trousers, Khaki, Service	3501.94
Cap, Combination, Khaki	3501.9
Shoes, Dress, Black	3501.54
Socks, Black	3501.78
Undershirt, White	3501.101
Undershorts	3501.102
Belt, Khaki, w/Gold Clip	3501.2
Buckle, Gold	3501.7
Collar Insignia	4103.4/4104
Ribbons	5305-5312

#### PRESCRIBABLE ITEMS

All Weather Coat, Blue <sup>1</sup>	3501.1
Cap, Garrison, Khaki	3501.10
Overcoat, Blue <sup>1</sup>	3501.39

#### OPTIONAL ITEMS

Cap, Ball <sup>8</sup>	3501.8
Earmuffs	
(w/outergarment only)	3501.22
Jacket, Black <sup>1</sup>	3501.30
Jacket, Khaki Windbreaker <sup>1</sup>	3501.30
Overshoes	3501.40
Reefer <sup>1</sup>	3501.42
Scarf (w/outergarment only)	3501.43
Shoes, Brown <sup>2</sup>	3501.54
Socks, Khaki <sup>2</sup>	3501.78
Sweater, V-Neck, Black	3501.83
Umbrella, Black	3501.99
Name/Identification Tag <sup>5</sup>	5201.4

#### OCCASIONS FOR WEAR

WORN IN SUMMER/WINTER FOR OFFICE WORK,  
WATCHSTANDING, LIBERTY, OR BUSINESS ASHORE  
WHEN PRESCRIBED AS UNIFORM OF THE DAY.

<FOR FOOTNOTES.>

# 3224. SERVICE KHAKI

## BASIC UNIFORM COMPONENTS

	ARTICLE
Shirt, Khaki, Service	3501.46
Slacks, Khaki Service <sup>2</sup>	3501.72
Cap, Combination, Khaki	3501.9
Shoes, Service, Black <sup>2</sup>	3501.58
Socks, Black	3501.78
Brassiere	3501.6
Underpants	3501.100
Belt, Khaki, w/Gold Clip	3501.2
Buckle, Gold	3501.7
Collar Insignia	4103.4/4104
Ribbons	5305-5312

## PRESCRIBABLE ITEMS

All-Weather Coat, Blue <sup>1</sup>	3501.1
Cap, Garrison, Khaki	3501.10
Overcoat, Blue <sup>1</sup>	3501.39
Undershirt, White	3501.101

## OPTIONAL ITEMS

Beret	3501.3
Cap, Ball <sup>8</sup>	3501.8
Earmuffs	
(w/outergarment only)	3501.22
Earrings, Gold Ball	3501.23
Handbag, Black	3501.25
Handbag, Brown	3501.25
Handbag, Black Dress	3501.26
Hosiery, Flesh Tone	3501.29
Jacket, Black <sup>1</sup>	3501.30
Jacket, Khaki Windbreaker <sup>1</sup>	3501.30
Overshoes	3501.40
Reefer <sup>1</sup>	3501.42
Scarf (w/outergarment only)	3501.43
Shoes, Dress, Black <sup>2</sup>	3501.54
Shoes, Dress, Brown <sup>2</sup>	3501.54
Shoes, Service, Brown <sup>2</sup>	3501.58
Skirt, Khaki, Service <sup>2</sup>	3501.63
Slip	3501.77
Socks, Khaki <sup>2</sup>	3501.78
Sweater, V-Neck, Black	3501.83
Umbrella, Black	3501.99
Name/Identification Tag <sup>5</sup>	5201.4



## OCCASIONS FOR WEAR

WORN IN SUMMER/WINTER FOR OFFICE WORK,  
WATCHSTANDING, LIBERTY, OR BUSINESS ASHORE  
WHEN PRESCRIBED AS UNIFORM OF THE DAY.

<FOR FOOTNOTES.>

3225. SUMMER WHITE

BASIC UNIFORM COMPONENTS

	ARTICLE
Shirt, White, Summer	3501.53
Trousers, White	3501.98
Cap, Combination, White	3501.9
Shoes, Dress, White	3501.54
Socks, White	3501.78
Undershirt, White	3501.101
Undershorts	3501.102
Belt, White, w/Gold Clip	3501.2
Buckle, Gold	3501.7
Shoulder Boards (Hard)	4103.2
Ribbons	5305-5312

PRESCRIBABLE ITEMS

All-Weather Coat, Blue <sup>1</sup>	3501.1
-------------------------------------	--------

OPTIONAL ITEMS

Cap, Ball <sup>8</sup>	3501.8
Earmuffs	
(w/outergarment only)	3501.22
Jacket, Black <sup>1</sup>	3501.30
Overshoes	3501.40
Reefer <sup>1</sup>	3501.42
Scarf (w/outergarment only)	3501.43
Sweater, V-Neck, Black	3501.83
Umbrella, Black	3501.99
Name/Identification Tag <sup>5</sup>	5201.4

OCCASIONS FOR WEAR

WORN IN SUMMER FOR OFFICE WORK, WATCH-STANDING, LIBERTY, OR BUSINESS ASHORE WHEN PRESCRIBED AS UNIFORM OF THE DAY.

<FOR FOOTNOTES.>

# 3226. SUMMER WHITE

## BASIC UNIFORM COMPONENTS

	ARTICLE
Shirt, White, Summer	3501.53
Slacks, White, Belted <sup>2</sup>	3501.76
Cap, Combination, White	3501.9
Shoes, Service, White <sup>2</sup>	3501.58
Socks, White	3501.78
Brassiere	3501.6
Underpants	3501.100
Belt, White, w/Gold Clip	3501.2
Buckle, Gold	3501.7
Shoulder Boards (Hard)	4103.2
Ribbons	5305-5312

## PRESCRIBABLE ITEMS

All-Weather Coat, Blue <sup>1</sup>	3501.1
Undershirt, White	3501.101

## OPTIONAL ITEMS

Beret	3501.3
Cap, Ball <sup>8</sup>	3501.8
Earmuffs	
(w/outergarment only)	3501.22
Earrings, Gold Ball	3501.23
Handbag, White	3501.25
Handbag, White Dress	3501.26
Hosiery, Flesh Tone	3501.29
Jacket, Black <sup>1</sup>	3501.30
Overshoes	3501.40
Reefer <sup>1</sup>	3501.42
Scarf (w/outergarment only)	3501.43
Shoes, Dress, White <sup>2</sup>	3501.54
Skirt, White, Belted <sup>2</sup>	3501.65
Slip	3501.77
Sweater, V-Neck, Black	3501.83
Umbrella, Black	3501.99
Name/Identification Tag <sup>5</sup>	5201.4

## OCCASIONS FOR WEAR

WORN IN SUMMER FOR OFFICE WORK, WATCH-  
STANDING, LIBERTY, OR BUSINESS ASHORE WHEN  
PRESCRIBED AS UNIFORM OF THE DAY.

<FOR FOOTNOTES.>

3227. TROPICAL WHITE

BASIC UNIFORM COMPONENTS

	ARTICLE
Shirt, White, Summer	3501.53
Shorts, White	3501.59
Cap, Combination, White	3501.9
Shoes, Dress, White	3501.54
Socks, Knee length, White	3501.78
Undershirt, White	3501.101
Undershorts	3501.102
Belt, White, w/Gold Clip	3501.2
Buckle, Gold	3501.7
Shoulder Boards (Hard)	4103.2
Ribbons	5305-5312

PRESCRIBABLE ITEMS

All-Weather Coat, Blue	3501.1
------------------------	--------

OPTIONAL ITEMS

Helmet	3501.28
Overshoes	3501.40
Umbrella, Black	3501.99
Name/Identification Tag <sup>5</sup>	5201.4

OCCASIONS FOR WEAR

WORN FOR OFFICE WORK, WATCHSTANDING,  
LIBERTY, OR BUSINESS ASHORE IN TROPICAL  
CLIMATES WHEN AUTHORIZED OPTIONALLY AS  
UNIFORM OF THE DAY.

<FOR FOOTNOTES.>

3228. TROPICAL WHITE

BASIC UNIFORM COMPONENTS

	ARTICLE
Shirt, White, Summer	3501.53
Shorts, White	3501.59
Cap, Combination, White	3501.9
Shoes, Service, White	3501.58
Socks, Knee length, White	3501.78
Brassiere	3501.6
Underpants	3501.100
Belt, White, w/Gold Clip	3501.2
Buckle, Gold	3501.7
Shoulder Boards (Hard)	4103.2
Ribbons	5305-5312

PRESCRIBABLE ITEMS

All-Weather Coat, Blue	3501.1
Undershirt, White	3501.101

OPTIONAL ITEMS

Beret	3501.3
Earrings, Gold Ball	3501.23
Handbag, White	3501.25
Handbag, White Dress	3501.26
Helmet	3501.28
Overshoes	3501.40
Umbrella, Black	3501.99
Name/Identification Tag <sup>5</sup>	5201.4

OCCASIONS FOR WEAR

WORN FOR OFFICE WORK, WATCHSTANDING,  
LIBERTY, OR BUSINESS ASHORE IN TROPICAL  
CLIMATES WHEN AUTHORIZED OPTIONALLY AS  
UNIFORM OF THE DAY.

<FOR FOOTNOTES.>

3229. WINTER BLUE

BASIC UNIFORM COMPONENTS

	ARTICLE
Shirt, Winter Blue	3501.44
Trousers, Blue, Dress	3501.90
Cap, Combination, White	3501.9
Shoes, Dress, Black	3501.54
Socks, Black	3501.78
Undershirt, White	3501.101
Undershorts	3501.102
Belt, Black, w/Gold Clip	3501.2
Necktie, Black, Four-in-Hand	3501.37
Buckle, Gold	3501.7
Collar Insignia	4103.4/4104
Ribbons	5305-5312

PRESCRIBABLE ITEMS

All-Weather Coat, Blue <sup>1</sup>	3501.1
Overcoat, Blue <sup>1</sup>	3501.39

OPTIONAL ITEMS

Cap, Ball <sup>8</sup>	3501.8
Cap, Garrison, Blue	3501.10
Earmuffs	
(w/outergarment only)	3501.22
Jacket, Black <sup>1</sup>	3501.30
Overshoes	3501.40
Reefer <sup>1</sup>	3501.42
Scarf (w/outergarment only)	3501.43
Sweater, V-Neck, Black	3501.83
Tie Clasp/Tack	3501.87
Umbrella, Black	3501.99
Name/Identification Tag <sup>5</sup>	5201.4

OCCASIONS FOR WEAR

WORN IN WINTER FOR OFFICE WORK, WATCH-STANDING, LIBERTY, OR BUSINESS ASHORE WHEN PRESCRIBED AS UNIFORM OF THE DAY.

<FOR FOOTNOTES.>

# 3230. WINTER BLUE

## BASIC UNIFORM COMPONENTS

	ARTICLE
Shirt, Winter Blue	3501.44
Slacks, Blue, Belted <sup>2</sup>	3501.68
Cap, Combination, White	3501.9
Shoes, Service, Black <sup>2</sup>	3501.58
Socks, Black	3501.78
Brassiere	3501.6
Underpants	3501.100
Belt, Black w/Gold Clip	3501.2
Necktie, Black	3501.34
Buckle, Gold	3501.7
Collar Insignia	4103.4/4104
Ribbons	5305-5312

## PRESCRIBABLE ITEMS

All-Weather Coat, Blue <sup>1</sup>	3501.1
Overcoat, Blue <sup>1</sup>	3501.39
Undershirt, White	3501.101

## OPTIONAL ITEMS

Beret	3501.3
Cap, Ball <sup>8</sup>	3501.8
Cap, Garrison, Blue	3501.10
Earmuffs	
(w/outergarment only)	3501.22
Earrings, Gold Ball	3501.23
Handbag, Black	3501.25
Handbag, Black Dress	3501.26
Hosiery, Flesh Tone	3501.29
Jacket, Black <sup>1</sup>	3501.30
Overshoes	3501.40
Reefer <sup>1</sup>	3501.42
Scarf (w/outergarment only)	3501.43
Shoes, Dress, Black <sup>2</sup>	3501.54
Skirt, Blue, Belted <sup>2</sup>	3501.60
Slip	3501.77
Sweater, V-Neck, Black	3501.83
Umbrella, Black	3501.99
Name/Identification Tag <sup>5</sup>	5201.4

## OCCASIONS FOR WEAR

WORN IN WINTER FOR OFFICE WORK, WATCH-STANDING, LIBERTY, OR BUSINESS ASHORE WHEN PRESCRIBED AS UNIFORM OF THE DAY.

<FOR FOOTNOTES.>

3231. WINTER WORKING BLUE

BASIC UNIFORM COMPONENTS

	ARTICLE
Shirt, Winter Blue	3501.44
Trousers, Blue, Dress	3501.90
Cap, Combination, White	3501.9
Shoes, Dress, Black	3501.54
Socks, Black	3501.78
Undershirt, White	3501.101
Undershorts	3501.102
Belt, Black, w/Gold Clip	3501.2
Buckle, Gold	3501.7
Collar Insignia	4103.4/4104

PRESCRIBABLE ITEMS

All-Weather Coat, Blue <sup>1</sup>	3501.1
Overcoat, Blue <sup>1</sup>	3501.39
Shoes, Safety, Black	3501.57

OPTIONAL ITEMS

Cap, Ball	3501.8
Cap, Garrison, Blue	3501.10
Earmuffs	
(w/outergarment only)	3501.22
Jacket, Black <sup>1</sup>	3501.30
Overshoes	3501.40
Reefer <sup>1</sup>	3501.42
Scarf (w/outergarment only)	3501.43
Sweater, V-Neck, Black	3501.83
Umbrella, Black	3501.99
Name/Identification Tag <sup>5</sup>	5201.4

OCCASIONS FOR WEAR

WORN WHEN OTHER UNIFORMS WOULD BE UNSAFE OR  
BECOME UNDULY SOILED.

<FOR FOOTNOTES.>



3232. WINTER WORKING BLUE

BASIC UNIFORM COMPONENTS

	ARTICLE
Shirt, Winter Blue	3501.44
Slacks, Blue, Belted <sup>2</sup>	3501.68
Cap, Combination, White	3501.9
Shoes, Service, Black <sup>2</sup>	3501.58
Socks, Black	3501.78
Brassiere	3501.6
Underpants	3501.100
Belt, Black, w/Gold Clip	3501.2
Buckle, Gold	3501.7
Collar Insignia	4103.4/4104

PRESCRIBABLE ITEMS

All-Weather Coat, Blue <sup>1</sup>	3501.1
Overcoat, Blue <sup>1</sup>	3501.39
Shoes, Safety, Black	3501.57
Undershirt, White	3501.101

OPTIONAL ITEMS

Beret	3501.3
Cap, Ball	3501.8
Cap, Garrison, Blue	3501.10
Earmuffs	
(w/outergarment only)	3501.22
Earrings, Gold Ball	3501.23
Handbag, Black	3501.25
Hosiery, Flesh Tone	3501.29
Jacket, Black <sup>1</sup>	3501.30
Overshoes	3501.40
Reefer <sup>1</sup>	3501.42
Scarf (w/outergarment only)	3501.43
Shoes, Dress, Black <sup>2</sup>	3501.54
Umbrella, Black	3501.99
Skirt, Blue, Belted <sup>2</sup>	3501.60
Sweater, V-Neck, Black	3501.83
Name/Identification Tag <sup>5</sup>	5201.4

OCCASIONS FOR WEAR

WORN WHEN OTHER UNIFORMS WOULD BE UNSAFE OR  
BECOME UNDULY SOILED.

<FOR FOOTNOTES.>

### 3233. WORKING KHAKI

#### BASIC UNIFORM COMPONENTS

	ARTICLE
Shirt, Khaki, Working, SS	3501.47
Trousers, Khaki, Working	3501.95
Cap, Combination, Khaki	3501.9
Shoes, Safety, Black	3501.57
Socks, Black	3501.78
Undershirt, White	3501.101
Undershorts	3501.102
Belt, Khaki, w/Gold Clip	3501.2
Buckle, Gold	3501.7
Collar Insignia	4103.4/4104

#### PRESCRIBABLE ITEMS

All-Weather Coat, Blue <sup>1</sup>	3501.1
Cap, Garrison, Khaki	3501.10
Overcoat, Blue <sup>1</sup>	3501.39
Shirt, Khaki, Working, LS	3501.47
Shoes, Dress, Black	3501.54

#### OPTIONAL ITEMS

Cap, Ball	3501.8
Earmuffs	
(w/outergarment only)	3501.22
Jacket, Black <sup>1</sup>	3501.30
Jacket, Khaki Windbreaker <sup>1</sup>	3501.30
Overshoes	3501.40
Reefer <sup>1</sup>	3501.42
Scarf (w/outergarment only)	3501.43
Shoes, Brown <sup>2</sup>	3501.54
Socks, Khaki <sup>2</sup>	3501.78
Sweater, V-Neck, Black	3501.83
Umbrella, Black	3501.99
Name/Identification Tag <sup>5</sup>	5201.4

#### OCCASIONS FOR WEAR

WORN WHEN OTHER UNIFORMS WOULD BE UNSAFE OR  
BECOME UNDULY SOILED.

<FOR FOOTNOTES.>

### 3234. WORKING KHAKI

#### BASIC UNIFORM COMPONENTS

	ARTICLE
Shirt, Khaki, Working, SS	3501.47
Slacks, Khaki, Working	3501.73
Cap, Combination, Khaki	3501.9
Shoes, Safety, Black	3501.57
Socks, Black	3501.78
Brassiere	3501.6
Underpants	3501.100
Belt, Khaki w/Gold Clip	3501.2
Buckle, Gold	3501.7
Collar Insignia	4103.4/4104

#### PRESCRIBABLE ITEMS

All-Weather Coat, Blue <sup>1</sup>	3501.1
Cap, Garrison, Khaki	3501.10
Overcoat, Blue <sup>1</sup>	3501.39
Shirt, Khaki, Working, LS	3501.47
Shoes, Service, Black	3501.58
Undershirt, White	3501.101

#### OPTIONAL ITEMS

Beret	3501.3
Cap, Ball	3501.8
Earmuffs	
(w/outergarment only)	3501.22
Earrings, Gold Ball	3501.23
Handbag, Black	3501.25
Handbag, Brown	3501.25
Jacket, Black <sup>1</sup>	3501.30
Jacket, Khaki Windbreaker <sup>1</sup>	3501.30
Overshoes	3501.40
Reefer <sup>1</sup>	3501.42
Scarf (w/outergarment only)	3501.43
Shoes, Service, Brown <sup>2</sup>	3501.58
Socks, Khaki <sup>2</sup>	3501.78
Sweater, V-Neck, Black	3501.83
Umbrella, Black	3501.99
Name/Identification Tag <sup>5</sup>	5201.4

#### OCCASIONS FOR WEAR

WORN WHEN OTHER UNIFORMS WOULD BE UNSAFE OR  
BECOME UNDULY SOILED.

<FOR FOOTNOTES.>

3235. TROPICAL KHAKI

BASIC UNIFORM COMPONENTS

	ARTICLE
Shirt, Khaki, Working, SS	3501.47
Shorts, Khaki	3501.59
Cap, Combination, Khaki	3501.9
Shoes, Dress, Black	3501.54
Socks, Knee length, Black	3501.78
Undershirt, White	3501.101
Undershorts	3501.102
Belt, Khaki, w/Gold Clip	3501.2
Buckle, Gold	3501.7
Collar Insignia	4103.4/4104

PRESCRIBABLE ITEMS

All-Weather Coat, Blue <sup>1</sup>	3501.1
Cap, Garrison, Khaki	3501.10
Shoes, Safety, Black	3501.57

OPTIONAL ITEMS

Cap, Ball	3501.8
Helmet	3501.28
Overshoes	3501.40
Shoes, Brown <sup>2</sup>	3501.54
Socks, Knee length, Khaki <sup>2</sup>	3501.78
Umbrella, Black	3501.99
Name/Identification Tag <sup>5</sup>	5201.4

OCCASIONS FOR WEAR

WORN WHEN TROPICAL WHITE WOULD BECOME UNDULY  
SOILED AND SAFETY IS NOT A FACTOR.

<FOR FOOTNOTES.>

## 3236. TROPICAL KHAKI

### BASIC UNIFORM COMPONENTS

	ARTICLE
Shirt, Khaki, Working,SS	3501.47
Shorts, Khaki	3501.59
Cap, Combination, Khaki	3501.9
Shoes, Service, Black	3501.58
Socks, Knee length, Black	3501.78
Brassiere	3501.6
Underpants	3501.100
Belt, Khaki w/Gold Clip	3501.2
Buckle, Gold	3501.7
Collar Insignia	4103.4/4104

### PRESCRIBABLE ITEMS

All-Weather Coat, Blue	3501.1
Cap, Garrison, Khaki	3501.10
Shoes, Safety, Black	3501.57
Undershirt	3501.101

### OPTIONAL ITEMS

Beret	3501.3
Cap, Ball	3501.8
Earrings, Gold Ball	3501.23
Handbag, Black	3501.25
Handbag, Brown	3501.25
Helmet	3501.28
Overshoes	3501.40
Shoes, Service, Brown <sup>2</sup>	3501.58
Socks, Knee length, Khaki <sup>2</sup>	3501.78
Umbrella, Black	3501.99
Name/Identification Tag <sup>5</sup>	5201.4

### OCCASIONS FOR WEAR

WORN WHEN TROPICAL WHITE WOULD BECOME UNDULY  
SOILED AND SAFETY IS NOT A FACTOR.

<FOR FOOTNOTES.>

## 3237. AVIATION WORKING GREEN

### BASIC UNIFORM COMPONENTS

	ARTICLE
Coat, Aviation Green	3501.13
Shirt, Khaki, Working, LS	3501.47
Trousers, Aviation Green	3501.89
Cap, Combination, Green	3501.9
Shoes, Dress, Black	3501.54
Socks, Black	3501.78
Undershirt, White	3501.101
Undershorts	3501.102
Belt, Khaki, w/Gold Clip	3501.2
Necktie, Black, Four-in-Hand	3501.37
Buckle, Gold	3501.7

### PRESCRIBABLE ITEMS

All-Weather Coat, Blue <sup>1</sup>	3501.1
Cap, Garrison, Green	3501.10
Overcoat, Blue <sup>1</sup>	3501.39
Shoes, Safety, Black	3501.57

### OPTIONAL ITEMS

Cap, Ball	3501.8
Earmuffs	
(w/outergarment only)	3501.22
Overshoes	3501.40
Reefer <sup>1</sup>	3501.42
Scarf (w/outergarment only)	3501.43
Shoes, Brown <sup>2</sup>	3501.54
Socks, Khaki <sup>2</sup>	3501.78
Tie Clasp/Tack	3501.87
Umbrella, Black	3501.99
Collar Insignia	4104
Name/Identification Tag <sup>5</sup>	5201.4

### OCCASIONS FOR WEAR

WHEN AUTHORIZED BY THE PRESCRIBING AUTHORITY, MAY BE WORN WHEN ENGAGED IN WORK AT AVIATION ACTIVITIES, FLYING, OR ABOARD VESSELS SERVICING AIRCRAFT AT ADVANCED BASES.

<FOR FOOTNOTES.>

# 3238. AVIATION WORKING GREEN

## BASIC UNIFORM COMPONENTS

	ARTICLE
Coat, Aviation Green	3501.13
Shirt, Khaki, Working, LS	3501.47
Slacks, Aviation Green	3501.67
Cap, Garrison, Green	3501.10
Shoes, Service, Black	3501.58
Socks, Black	3501.78
Brassiere	3501.6
Underpants	3501.100
Belt, Khaki, w/Gold Clip	3501.2
Necktie, Black	3501.34
Buckle, Gold	3501.7

## PRESCRIBABLE ITEMS

All-Weather Coat, Blue <sup>1</sup>	3501.1
Overcoat, Blue <sup>1</sup>	3501.39
Undershirt, White	3501.101

## OPTIONAL ITEMS

Cap, Ball	3501.8
Earmuffs	
(w/outergarment only)	3501.22
Earrings, Gold Ball	3501.23
Handbag, Black	3501.25
Handbag, Brown	3501.25
Hosiery, Flesh Tone	3501.29
Overshoes	3501.40
Reefer <sup>1</sup>	3501.42
Scarf (w/outergarment only)	3501.43
Shoes, Service, Brown <sup>2</sup>	3501.58
Socks, Khaki <sup>2</sup>	3501.78
Umbrella, Black	3501.99
Collar Insignia	4104
Name/Identification Tag <sup>5</sup>	5201.4

## OCCASIONS FOR WEAR

WHEN AUTHORIZED BY THE PRESCRIBING AUTHORITY, MAY BE WORN WHEN ENGAGED IN WORK AT AVIATION ACTIVITIES, FLYING, OR ABOARD VESSELS SERVICING AIRCRAFT AT ADVANCED BASES.

<FOR FOOTNOTES.>

## 3239. COVERALLS

### BASIC UNIFORM COMPONENTS

	ARTICLE
Coveralls	3501.18
Cap, Garrison, Khaki	3501.10
Shoes, Safety, Black	3501.57
Socks, Black	3501.78
Undershirt, White Crew Neck	3501.101
Undershorts	3501.102
Belt, Khaki w/Gold Clip	3501.2
Buckle, Gold	3501.7
Name/U.S. NAVY Tapes	3101.5b/6
Collar Insignia	4104

### PRESCRIBABLE ITEMS

All-Weather Coat, Blue <sup>1</sup>	3501.1
Overcoat, Blue <sup>1</sup>	3501.39
Shoes, Dress, Black	3501.54

### OPTIONAL ITEMS

Cap, Ball	3501.8
Jacket Black <sup>1</sup>	3501.30
Jacket, Khaki Windbreaker <sup>1</sup>	3501.30
Reefer <sup>1</sup>	3501.42
Shoes, Dress, Brown <sup>2</sup>	3501.54
Socks, Khaki <sup>2</sup>	3501.78
Sweater, V-Neck, Black	3501.83

### OCCASIONS FOR WEAR

WORN WHEN OTHER UNIFORMS WOULD BE UNSAFE OR BECOME UNDULY SOILED.

THE COVERALL UNIFORM IS DESIGNED TO BE THE PRINCIPAL UNDERWAY UNIFORM OF THE DAY. WHEN WORN IN PORT, IT IS SUBJECT TO THE FOLLOWING RESTRICTIONS. WHEN WORN ABOARD SHIP, COVERALLS MAY BE WORN ON THE PIER IN THE IMMEDIATE VICINITY OF THE SHIP. ASHORE (I.E. SIMAS, SQUADRONS, AND INDUSTRIAL WORKING ENVIRONMENTS) COVERALLS MAY BE WORN IN THE IMMEDIATE WORKSPACES ONLY. COMMANDS MAY ADDITIONALLY AUTHORIZE WEAR OF THE COVERALL UNIFORM WHILE TRANSITING TO AND FROM AND USING BASE GALLEYS OR ANY OTHER EATING FACILITY WITHIN THE FENCELINE OF THE INSTALLATION AND AT PERSONNEL SUPPORT



DETACHMENTS WHILE IN A DUTY STATUS. THE  
NAVY BLUE COVERALL UNIFORM IS NOT AUTHORIZED  
FOR WEAR OTHER THAN DETAILED IN THIS  
PARAGRAPH AND UNDER NO CIRCUMSTANCES MAY IT  
BE WORN IN EITHER AN OFFICIAL OR UNOFFICIAL  
CAPACITY OUTSIDE THE CONFINES OF A MILITARY  
INSTALLATION.

<FOR FOOTNOTES.>

## 3240. COVERALLS

### BASIC UNIFORM COMPONENTS

	ARTICLE
Coveralls	3501.18
Cap, Garrison, Khaki	3501.10
Shoes, Safety, Black	3501.57
Socks, Black	3501.78
Brassiere	3501.6
Underpants	3501.100
Undershirt, White Crew Neck	3501.101
Belt, Khaki w/Gold Clip	3501.2
Buckle, Gold	3501.7
Name/U.S. NAVY Tapes	3101.5b/6
Collar Insignia	4104

### PRESCRIBABLE ITEMS

All-Weather Coat, Blue <sup>1</sup>	3501.1
Overcoat, Blue <sup>1</sup>	3501.39
Shoes, Service, Black	3501.58

### OPTIONAL ITEMS

Cap, Ball	3501.8
Earrings, Gold Ball	3501.23
Jacket, Black <sup>1</sup>	3501.30
Jacket, Khaki Windbreaker <sup>1</sup>	3501.30
Reefer <sup>1</sup>	3501.42
Shoes, Service, Brown <sup>2</sup>	3501.58
Socks, Khaki <sup>2</sup>	3501.78
Sweater, V-Neck, Black	3501.83

### OCCASIONS FOR WEAR

WORN WHEN OTHER UNIFORMS WOULD BE UNSAFE OR BECOME UNDULY SOILED.

THE COVERALL UNIFORM IS DESIGNED TO BE THE PRINCIPAL UNDERWAY UNIFORM OF THE DAY. WHEN WORN IN PORT, IT IS SUBJECT TO THE FOLLOWING RESTRICTIONS. WHEN WORN ABOARD SHIP, COVERALLS MAY BE WORN ON THE PIER IN THE IMMEDIATE VICINITY OF THE SHIP. ASHORE (I.E. SIMAS, SQUADRONS, AND INDUSTRIAL WORKING ENVIRONMENTS) COVERALLS MAY BE WORN IN THE IMMEDIATE WORKSPACES ONLY. COMMANDS MAY ADDITIONALLY AUTHORIZE WEAR OF THE COVERALL UNIFORM WHILE TRANSITING TO AND FROM AND USING BASE GALLEYS OR ANY OTHER EATING FACILITY WITHIN THE FENCELINE OF THE

INSTALLATION AND AT PERSONNEL SUPPORT  
DETACHMENTS WHILE IN A DUTY STATUS. THE  
NAVY BLUE COVERALL UNIFORM IS NOT AUTHORIZED  
FOR WEAR OTHER THAN DETAILED IN THIS  
PARAGRAPH AND UNDER NO CIRCUMSTANCES MAY IT  
BE WORN IN EITHER AN OFFICIAL OR UNOFFICIAL  
CAPACITY OUTSIDE THE CONFINES OF A MILITARY  
INSTALLATION.

<FOR FOOTNOTES.>

## CHAPTER THREE

### UNIFORM COMPONENTS

#### SECTION 3: CHIEF PETTY OFFICER UNIFORMS

	<u>Article</u>
1. DINNER DRESS UNIFORMS	
a. DINNER DRESS BLUE JACKET (MEN).....	3301
b. DINNER DRESS BLUE JACKET (WOMEN).....	3302
c. DINNER DRESS WHITE JACKET (MEN).....	3303
d. DINNER DRESS WHITE JACKET (WOMEN).....	3304
e. DINNER DRESS BLUE (MEN).....	3305
f. DINNER DRESS BLUE (WOMEN).....	3306
g. DINNER DRESS WHITE (MEN).....	3307
h. DINNER DRESS WHITE (WOMEN).....	3308
I. TROPICAL DINNER DRESS BLUE (MEN).....	3309
j. TROPICAL DINNER DRESS BLUE (WOMEN).....	3310
2. CEREMONIAL UNIFORMS	
a. FULL DRESS BLUE (MEN).....	3311
b. FULL DRESS BLUE (WOMEN).....	3312
c. FULL DRESS WHITE (MEN).....	3313
d. FULL DRESS WHITE (WOMEN).....	3314
3. SERVICE DRESS UNIFORMS	
a. SERVICE DRESS BLUE (MEN).....	3315
b. SERVICE DRESS BLUE (WOMEN).....	3316
c. SERVICE DRESS WHITE (MEN).....	3317
d. SERVICE DRESS WHITE (WOMEN).....	3318
e. SERVICE DRESS BLUE YANKEE (MEN).....	3319
f. SERVICE DRESS BLUE YANKEE (WOMEN).....	3320
4. SERVICE UNIFORMS	
a. SERVICE KHAKI (MEN).....	3321
b. SERVICE KHAKI (WOMEN).....	3322
c. SUMMER WHITE (MEN).....	3323
d. SUMMER WHITE (WOMEN).....	3324
e. TROPICAL WHITE (MEN).....	3325
f. TROPICAL WHITE (WOMEN).....	3326
g. WINTER BLUE (MEN).....	3327
h. WINTER BLUE (WOMEN).....	3328
5. WORKING UNIFORMS	
a. WINTER WORKING BLUE (MEN).....	3329
b. WINTER WORKING BLUE (WOMEN).....	3330
c. WORKING KHAKI (MEN).....	3331
d. WORKING KHAKI (WOMEN).....	3332
e. TROPICAL KHAKI (MEN).....	3333
f. TROPICAL KHAKI (WOMEN).....	3334
g. AVIATION WORKING GREEN (MEN).....	3335
h. AVIATION WORKING GREEN (WOMEN).....	3336
I. COVERALLS (Men).....	3337
j. COVERALLS (Women).....	3338

### 3301. DINNER DRESS BLUE JACKET

#### BASIC UNIFORM COMPONENTS

	ARTICLE
Coat, Dinner Dress Blue Jacket	3501.14
Shirt, White, Formal	3501.51
Trousers, Blue, Evening	3501.91
Shoes, Dress, Black	3501.54
Socks, Black	3501.78
Undershirt, White	3501.101
Undershorts	3501.102
Cuff Links, Gold	3501.19
Cummerbund, Gold	3501.20
Necktie, Bow, Black	3501.36
Studs, Gold	3501.79
Rating Badge/Service Stripes	4211
Miniature Medals	5315

#### PRESCRIBABLE ITEMS

All-Weather Coat, Blue	3501.1
Gloves, White	3501.24

#### OPTIONAL ITEMS

Boat Cloak	3501.4
Cap, Combination, White (required w/outergarment)	3501.9
Overcoat, Blue	3501.39
Overshoes	3501.40
Scarf (w/outergarment only)	3501.43
Suspenders, White	3501.80
Umbrella, Black	3501.99

#### OCCASIONS FOR WEAR

WORN TO OFFICIAL FUNCTIONS WHEN CIVILIANS NORMALLY WEAR BLACK TIE. THIS IS AN OPTIONAL WINTER UNIFORM WHEN DINNER DRESS BLUE IS PRESCRIBED.

## 3302. DINNER DRESS BLUE JACKET

### BASIC UNIFORM COMPONENTS

	ARTICLE
Coat, Dinner Dress Blue	
Jacket	3501.14
Shirt, White, Formal	3501.50
Slacks, Blue, Formal <sup>2</sup>	3501.70
Shoes, Service, Black <sup>2</sup>	3501.58
Socks, Black	3501.78
Brassiere	3501.6
Cuff Links, Gold <sup>7</sup>	3501.19
Underpants	3501.100
Studs, Gold <sup>7</sup>	3501.79
Cummerbund, Gold	3501.20
Necktie, Dress, Black	3501.35
Rating Badge/Service Stripes	4211
Miniature Medals	5315

### PRESCRIBABLE ITEMS

All-Weather Coat, Blue	3501.1
Gloves, White	3501.24

### OPTIONAL ITEMS

Cap, Combination, White	3501.9
(required w/outergarment)	
Cape (Gold Lining)	3501.12
Earrings, Pearl	3501.23
Handbag, Black Dress	3501.26
Hosiery, Flesh Tone	3501.29
Overcoat, Blue	3501.39
Overshoes	3501.40
Scarf (w/outergarment only)	3501.43
Shoes, Formal, Black <sup>2</sup>	3501.55
Shoes, Formal, Black, Flat <sup>2</sup>	3501.56
Skirt, Blue, Formal <sup>2</sup>	3501.61
Skirt, Blue, Unbelted <sup>2</sup>	3501.62
Slip	3501.77
Tiara	3501.86
Umbrella, Black	3501.99

### OCCASIONS FOR WEAR

WORN TO OFFICIAL FUNCTIONS WHEN CIVILIANS NORMALLY WEAR BLACK TIE. THIS IS AN OPTIONAL WINTER UNIFORM WHEN DINNER DRESS BLUE IS PRESCRIBED.

### 3303. DINNER DRESS WHITE JACKET

#### BASIC UNIFORM COMPONENTS

	ARTICLE
Coat, Dinner Dress White	
Jacket	3501.15
Shirt, White, Formal	3501.51
Trousers, Blue, Evening	3501.91
Shoes, Dress, Black	3501.54
Socks, Black	3501.78
Cuff Links, Gold	3501.19
Cummerbund, Gold	3501.20
Necktie, Bow, Black	3501.36
Studs, Gold	3501.79
Undershirt, White	3501.101
Undershorts	3501.102
Rating Badge/Service Stripes	4211
Miniature Medals	5315

#### PRESCRIBABLE ITEMS

All-Weather Coat, Blue	3501.1
Gloves, White	3501.24

#### OPTIONAL ITEMS

Cap, Combination, White	3501.9
(required w/outergarment)	
Overshoes	3501.40
Scarf (w/outergarment only)	3501.43
Suspenders, White	3501.80
Umbrella, Black	3501.99

#### OCCASIONS FOR WEAR

WORN TO OFFICIAL FUNCTIONS WHEN CIVILIANS NORMALLY WEAR BLACK TIE. THIS IS AN OPTIONAL SUMMER UNIFORM WHEN DINNER DRESS WHITE IS PRESCRIBED.

# 3304. DINNER DRESS WHITE JACKET

## BASIC UNIFORM COMPONENTS

	ARTICLE
Coat, Dinner Dress White	
Jacket	3501.15
Shirt, White, Formal	3501.50
Slacks, Blue, Formal <sup>2</sup>	3501.70
Shoes, Service, Black <sup>2</sup>	3501.58
Socks, Black	3501.78
Brassiere	3501.6
Cuff Links, Gold <sup>7</sup>	3501.19
Underpants	3501.100
Studs, Gold <sup>7</sup>	3501.79
Cummerbund, Gold	3501.20
Necktie, Dress, Black	3501.35
Rating Badge/Service Stripes	4211
Miniature Medals	5315

## PRESCRIBABLE ITEMS

All-Weather Coat, Blue	3501.1
Gloves, White	3501.24

## OPTIONAL ITEMS

Cap, Combination, White	3501.9
(required w/outergarment)	
Earrings, Pearl	3501.23
Handbag, Black Dress	3501.26
Hosiery, Flesh Tone	3501.29
Overshoes	3501.40
Scarf (w/outergarment only)	3501.43
Shoes, Formal, Black <sup>2</sup>	3501.55
Shoes, Formal, Black, Flat <sup>2</sup>	3501.56
Skirt, Blue, Formal <sup>2</sup>	3501.61
Skirt, Blue, Unbelted <sup>2</sup>	3501.62
Slip	3501.77
Tiara	3501.86
Umbrella, Black	3501.99

## OCCASIONS FOR WEAR

WORN TO OFFICIAL FUNCTIONS WHEN CIVILIANS NORMALLY WEAR BLACK TIE. THIS IS AN OPTIONAL SUMMER UNIFORM WHEN DINNER DRESS WHITE IS PRESCRIBED.



3305. DINNER DRESS BLUE

BASIC UNIFORM COMPONENTS

	ARTICLE
Coat, Service Dress Blue	3501.16
Shirt, White, Dress	3501.49
Trousers, Blue, Dress	3501.90
Cap, Combination, White	3501.9
Shoes, Dress, Black	3501.54
Socks, Black	3501.78
Undershirt, White	3501.101
Undershorts	3501.102
Belt, Black, W/Gold Clip	3501.2
Necktie, Bow, Black	3501.36
Buckle, Gold	3501.7
Rating Badge/Service Stripes	4211
Miniature Medals	5315

PRESCRIBABLE ITEMS

All-Weather Coat, Blue	3501.1
Gloves, White	3501.24

OPTIONAL ITEMS

Cuff Links, Gold	3501.19
Overcoat, Blue	3501.39
Overshoes	3501.40
Scarf (w/outergarment only)	3501.43
Shirt, White, Formal	3501.51
Studs, Gold	3501.79
Suspenders, White	3501.80
Umbrella, Black	3501.99

OCCASIONS FOR WEAR

WORN TO OFFICIAL FUNCTIONS WHEN CIVILIANS NORMALLY WEAR BLACK TIE. WHEN DINNER DRESS BLUE JACKET IS PRESCRIBED, MASTER, SENIOR, AND CHIEF PETTY OFFICERS MAY WEAR DINNER DRESS BLUE IN WINTER.

3306. DINNER DRESS BLUE

BASIC UNIFORM COMPONENTS

	ARTICLE
Coat, Service Dress Blue	3501.16
Shirt, White, Dress	3501.49
Slacks, Blue, Unbelted <sup>2</sup>	3501.69
Cap, Combination, White	3501.9
Shoes, Service, Black <sup>2</sup>	3501.58
Socks, Black	3501.78
Brassiere	3501.6
Underpants	3501.100
Necktie, Black	3501.34
Rating Badge/Service Stripes	4211
Miniature Medals	5315

PRESCRIBABLE ITEMS

All-Weather Coat, Blue	3501.1
Gloves, White	3501.24

OPTIONAL ITEMS

Cuff Links, Gold <sup>7</sup>	3501.19
Earrings, Pearl	3501.23
Handbag, Black Dress	3501.26
Hosiery, Flesh Tone	3501.29
Overcoat, Blue	3501.39
Overshoes	3501.40
Scarf (w/outergarment only)	3501.43
Shirt, White, Formal	3501.50
Shoes, Dress, Black <sup>2</sup>	3501.54
Shoes, Formal, Black <sup>2</sup>	3501.55
Shoes, Formal, Black, Flat <sup>2</sup>	3501.56
Skirt, Blue, Formal <sup>2</sup>	3501.61
Skirt, Blue, Unbelted <sup>2</sup>	3501.62
Slip	3501.77
Studs, Gold <sup>7</sup>	3501.79
Umbrella, Black	3501.99

OCCASIONS FOR WEAR

WORN TO OFFICIAL FUNCTIONS WHEN CIVILIANS WEAR BLACK TIE. WHEN DINNER DRESS BLUE JACKET IS PRESCRIBED, MASTER, SENIOR, AND CHIEF PETTY OFFICERS MAY WEAR DINNER DRESS BLUE IN WINTER.

3307. DINNER DRESS WHITE

BASIC UNIFORM COMPONENTS

	ARTICLE
Coat, Service Dress White	3501.17
Trousers, White	3501.98
Cap, Combination, White	3501.9
Shoes, Dress, White	3501.54
Socks, White	3501.78
Undershirt, White	3501.101
Undershorts	3501.102
Belt White, w/Gold Clip	3501.2
Buckle, Gold	3501.7
Collar Insignia	4212
Miniature Medals	5315

PRESCRIBABLE ITEMS

All-Weather Coat, Blue	3501.1
Gloves, White	3501.24

OPTIONAL ITEMS

Overshoes	3501.40
Scarf (w/outergarment only)	3501.43
Umbrella, Black	3501.99

OCCASIONS FOR WEAR

WORN TO OFFICIAL FUNCTIONS WHEN CIVILIANS NORMALLY WEAR BLACK TIE. WHEN DINNER DRESS WHITE JACKET OR TROPICAL DINNER DRESS BLUE IS PRESCRIBED, MASTER, SENIOR, AND CHIEF PETTY OFFICERS MAY WEAR DINNER DRESS WHITE IN SUMMER.

### 3308. DINNER DRESS WHITE

#### BASIC UNIFORM COMPONENTS

	ARTICLE
Coat, Service Dress White	3501.17
Shirt, White, Dress	3501.49
Slacks, White, Unbelted <sup>2</sup>	3501.74
Cap, Combination, White	3501.9
Shoes, Service, White <sup>2</sup>	3501.58
Socks, White	3501.78
Brassiere	3501.6
Underpants	3501.100
Necktie, Black	3501.34
Collar Insignia	4212
Miniature Medals	5315

#### PRESCRIBABLE ITEMS

All-Weather Coat, Blue	3501.1
Gloves, White	3501.24

#### OPTIONAL ITEMS

Cuff Links, Gold <sup>7</sup>	3501.19
Earrings, Pearl	3501.23
Handbag, White Dress	3501.26
Hosiery, Flesh Tone	3501.29
Overshoes	3501.40
Scarf (w/outergarment only)	3501.43
Shoes, Dress, White <sup>2</sup>	3501.54
Shirt, White, Formal <sup>2</sup>	3501.50
Skirt, White, Unbelted <sup>2</sup>	3501.66
Slip	3501.77
Studs, Gold <sup>7</sup>	3501.79
Umbrella, Black	3501.99

#### OCCASIONS FOR WEAR

WORN TO OFFICIAL FUNCTIONS WHEN CIVILIANS NORMALLY WEAR BLACK TIE. WHEN DINNER DRESS WHITE JACKET OR TROPICAL DINNER DRESS BLUE IS PRESCRIBED, MASTER, SENIOR, AND CHIEF PETTY OFFICERS MAY WEAR DINNER DRESS WHITE IN SUMMER.

3309. TROPICAL DINNER DRESS BLUE

BASIC UNIFORM COMPONENTS

	ARTICLE
Shirt, White, Summer	3501.53
Trousers, Blue, Dress	3501.90
Cap, Combination, White	3501.9
Shoes, Dress, Black	3501.54
Socks, Black	3501.78
Undershirt, White	3501.101
Undershorts	3501.102
Cummerbund, Gold Wraparound	3501.20
Collar Insignia	4212
Miniature Medals	5315

PRESCRIBABLE ITEMS

All-Weather Coat, Blue <sup>1</sup>	3501.1
Belt, Black, w/Gold Clip	3501.2
Buckle, Gold	3501.7

OPTIONAL ITEMS

Overshoes	3501.40
Scarf (w/outergarment only)	3501.43
Umbrella, Black	3501.99

OCCASIONS FOR WEAR

AN OPTIONAL UNIFORM WORN IN TROPICAL  
CLIMATES WHEN OTHER DINNER DRESS UNIFORMS  
WOULD BE UNCOMFORTABLE.

<FOR FOOTNOTES.>

### 3310. TROPICAL DINNER DRESS BLUE

#### BASIC UNIFORM COMPONENTS

	ARTICLE
Shirt, White, Summer	3501.53
Slacks, Blue, Formal <sup>2</sup>	3501.70
Cap, Combination, White	3501.9
Shoes, Service, Black <sup>2</sup>	3501.58
Socks, Black	3501.78
Brassiere	3501.6
Underpants	3501.100
Cummerbund, Gold Wraparound	3501.20
Collar Insignia	4212
Miniature Medals	5315

#### PRESCRIBABLE ITEMS

All-Weather Coat, Blue <sup>1</sup>	3501.1
-------------------------------------	--------

#### OPTIONAL ITEMS

Earrings, Pearl	3501.23
Handbag, Black Dress	3501.26
Hosiery, Flesh Tone	3501.29
Overshoes	3501.40
Scarf (w/outergarment only)	3501.43
Shoes, Dress, Black <sup>2</sup>	3501.54
Shoes, Formal, Black <sup>2</sup>	3501.55
Shoes, Formal, Black, Flat <sup>2</sup>	3501.56
Skirt, Blue, Formal <sup>2</sup>	3501.61
Skirt, Blue, Unbelted <sup>2</sup>	3501.62
Slip	3501.77
Umbrella, Black	3501.99

#### OCCASIONS FOR WEAR

AN OPTIONAL UNIFORM IN TROPICAL CLIMATES  
WHERE OTHER DINNER DRESS UNIFORMS WOULD BE  
UNCOMFORTABLE.

<FOR FOOTNOTES.>

3311. FULL DRESS BLUE

BASIC UNIFORM COMPONENTS

	ARTICLE
Coat, Service Dress Blue	3501.16
Shirt, White, Dress	3501.49
Trousers, Blue Dress	3501.90
Cap, Combination, White	3501.9
Shoes, Dress, Black	3501.54
Socks, Black	3501.78
Undershirt, White	3501.101
Undershorts	3501.102
Belt, Black, w/Gold Clip	3501.2
Gloves, White	3501.24
Necktie, Black Four-in-Hand	3501.37
Buckle, Gold	3501.7
Rating Badge/Service Stripes	4211
Large Medals/Ribbons	5314/5313

PRESCRIBABLE ITEMS

All-Weather Coat, Blue	3501.1
------------------------	--------

OPTIONAL ITEMS

Cuff Links, Gold	3501.19
Overcoat, Blue	3501.39
Overshoes	3501.40
Scarf (w/outergarment only)	3501.43
Tie Clasp, Tack	3501.87
Umbrella, Black	3501.99

OCCASIONS FOR WEAR

WORN ON THE FOLLOWING FORMAL OCCASIONS:

- a. PARTICIPATING IN CHANGE OF COMMAND CEREMONIES.
- b. OFFICIAL VISITS WITH HONORS AS PRESCRIBED IN NAVY REGULATIONS.
- c. VISITS OF CEREMONY TO FOREIGN MEN-OF-WAR AND FOREIGN OFFICIALS.
- d. OCCASIONS OF STATE, CEREMONIES AND SOLEMNITIES.

## 3312. FULL DRESS BLUE

### BASIC UNIFORM COMPONENTS

	ARTICLE
Coat, Service Dress Blue	3501.16
Shirt, White, Dress	3501.49
Slacks, Blue, Unbelted <sup>2</sup>	3501.69
Cap, Combination, White	3501.9
Shoes, Service, Black <sup>2</sup>	3501.58
Socks, Black	3501.78
Brassiere	3501.6
Underpants	3501.100
Gloves, White	3501.24
Necktie, Black	3501.34
Rating Badge/Service Stripes	4211
Large Medals/Ribbons	5314/5313

### PRESCRIBABLE ITEMS

All-Weather Coat, Blue	3501.1
Undershirt, White	3501.101

### OPTIONAL ITEMS

Earrings, Gold Ball	3501.23
Handbag, Black	3501.25
Hosiery, Flesh Tone	3501.29
Overcoat, Blue	3501.39
Overshoes	3501.40
Scarf (w/outergarment only)	3501.43
Shoes, Dress, Black <sup>2</sup>	3501.54
Skirt, Blue, Unbelted <sup>2</sup>	3501.62
Slip	3501.77
Umbrella, Black	3501.99

### OCCASIONS FOR WEAR

#### WORN ON THE FOLLOWING FORMAL OCCASIONS:

- a. PARTICIPATING IN CHANGE OF COMMAND CEREMONIES.
- b. OFFICIAL VISITS WITH HONORS AS PRESCRIBED IN NAVY REGULATIONS.
- c. VISITS OF CEREMONY TO FOREIGN MEN-OF-WAR AND FOREIGN OFFICIALS.
- d. OCCASIONS OF STATE, CEREMONIES AND SOLEMNITIES.

<FOR FOOTNOTES.>



### 3313. FULL DRESS WHITE

#### BASIC UNIFORM COMPONENTS

	ARTICLE
Coat, Service Dress White	3501.17
Trousers, White	3501.98
Cap, Combination, White	3501.9
Shoes, Dress, White	3501.54
Socks, White	3501.78
Undershirt, White	3501.101
Undershorts	3501.102
Belt, White, w/Gold Clip	3501.2
Gloves, White	3501.24
Buckle, Gold	3501.7
Collar Insignia	4212
Large Medals/Ribbons	5314/5313

#### PRESCRIBABLE ITEMS

All-Weather Coat, Blue	3501.1
------------------------	--------

#### OPTIONAL ITEMS

Overshoes	3501.40
Scarf (w/outergarment only)	3501.43
Umbrella, Black	3501.99

#### OCCASIONS FOR WEAR

##### WORN ON THE FOLLOWING FORMAL OCCASIONS:

- a. PARTICIPATING IN CHANGE OF COMMAND CEREMONIES.
- b. OFFICIAL VISITS WITH HONORS AS PRESCRIBED IN NAVY REGULATIONS.
- c. VISITS OF CEREMONY TO FOREIGN MEN-OF-WAR AND FOREIGN OFFICIALS.
- d. OCCASIONS OF STATE, CEREMONIES AND SOLEMNITIES.

### 3314. FULL DRESS WHITE

#### BASIC UNIFORM COMPONENTS

	ARTICLE
Coat, Service Dress White	3501.17
Shirt, White, Dress	3501.49
Slacks, White, Unbelted <sup>2</sup>	3501.74
Cap, Combination, White	3501.9
Shoes, Service, White <sup>2</sup>	3501.58
Socks, White	3501.78
Brassiere	3501.6
Underpants	3501.100
Gloves, White	3501.24
Necktie, Black	3501.34
Collar Insignia	4212
Large Medals/Ribbons	5314/5313

#### PRESCRIBABLE ITEMS

All-Weather Coat, Blue	3501.1
Undershirt, White	3501.101

#### OPTIONAL ITEMS

Earrings, Gold Ball	3501.23
Handbag, White	3501.25
Hosiery, Flesh Tone	3501.29
Overshoes	3501.40
Scarf (w/outergarment only)	3501.43
Shoes, Dress, White <sup>2</sup>	3501.54
Skirt, White, Unbelted <sup>2</sup>	3501.66
Slip	3501.77
Umbrella, Black	3501.99

#### OCCASIONS FOR WEAR

##### WORN ON THE FOLLOWING FORMAL OCCASIONS:

- a. PARTICIPATING IN CHANGE OF COMMAND CEREMONIES.
- b. OFFICIAL VISITS WITH HONORS AS PRESCRIBED IN NAVY REGULATIONS.
- c. VISITS OF CEREMONY TO FOREIGN MEN-OF-WAR AND FOREIGN OFFICIALS.
- d. OCCASIONS OF STATE, CEREMONIES, AND SOLEMNITIES.

<FOR FOOTNOTES.>

### 3315. SERVICE DRESS BLUE

#### BASIC UNIFORM COMPONENTS

	ARTICLE
Coat, Service Dress Blue	3501.16
Shirt, White, Dress	3501.49
Trousers, Blue, Dress	3501.90
Cap, Combination, White	3501.9
Shoes, Dress, Black	3501.54
Socks, Black	3501.78
Undershirt, White	3501.101
Undershorts	3501.102
Belt, Black, w/Gold Clip	3501.2
Necktie, Black Four-in-Hand	3501.37
Buckle, Gold	3501.7
Rating Badge/Service Stripes	4211
Ribbons	5305-5312

#### PRESCRIBABLE ITEMS

All-Weather Coat, Blue	3501.1
Gloves, White/Black	3501.24
Reefer	3501.42

#### OPTIONAL ITEMS

Cap, Garrison, Blue <sup>3,4</sup>	3501.10
Cuff Links, Gold	3501.19
Earmuffs	
(w/outergarments only)	3501.22
Jacket, Black <sup>1,3</sup>	3501.30
Overcoat, Blue	3501.39
Overshoes	3501.40
Scarf (w/outergarment only)	3501.43
Sweater, V-Neck Black <sup>3,4</sup>	3501.83
Tie Clasp/Tack	3501.87
Umbrella, Black	3501.99
Name/Identification Tag <sup>5</sup>	5201.4

#### OCCASIONS FOR WEAR

MAY BE PRESCRIBED FOR WEAR YEAR-ROUND TO ALL OFFICIAL FUNCTIONS WHEN DINNER DRESS OR FULL DRESS UNIFORMS ARE NOT PRESCRIBED AND CIVILIAN EQUIVALENT DRESS IS COAT AND TIE.

<FOR FOOTNOTES.>

### 3316. SERVICE DRESS BLUE

#### BASIC UNIFORM COMPONENTS

	ARTICLE
Coat, Service Dress Blue	3501.16
Shirt, White, Dress	3501.49
Slacks, Blue, Unbelted <sup>2</sup>	3501.69
Cap, Combination, White	3501.9
Shoes, Service, Black <sup>2</sup>	3501.58
Socks, Black	3501.78
Brassiere	3501.6
Underpants	3501.100
Necktie, Black	3501.34
Rating Badge/Service Stripes	4211
Ribbons	5305-5312

#### PRESCRIBABLE ITEMS

All-Weather Coat, Blue	3501.1
Gloves, Black/White	3501.24
Reefer	3501.42
Undershirt, White	3501.101

#### OPTIONAL ITEMS

Beret	3501.3
Cap, Garrison, Blue <sup>3,4</sup>	3501.10
Earmuffs	
(w/outergarment only)	3501.22
Earrings, Gold Ball	3501.23
Handbag, Black	3501.25
Handbag, Black Dress	3501.26
Hosiery, Flesh Tone	3501.29
Jacket, Black <sup>1,3</sup>	3501.30
Overcoat, Blue	3501.39
Overshoes	3501.40
Scarf (w/outergarment only)	3501.43
Shoes, Dress, Black <sup>2</sup>	3501.54
Skirt, Blue, Unbelted <sup>2</sup>	3501.62
Slip	3501.77
Sweater, V-Neck, Black <sup>3,4</sup>	3501.83
Umbrella, Black	3501.99
Name/Identification Tag <sup>5</sup>	5201.4

#### OCCASIONS FOR WEAR

MAY BE PRESCRIBED FOR WEAR YEAR-ROUND TO ALL OFFICIAL FUNCTIONS WHEN DINNER DRESS OR FULL DRESS UNIFORMS ARE NOT PRESCRIBED AND CIVILIAN EQUIVALENT DRESS IS COAT AND TIE.

3317. SERVICE DRESS WHITE

BASIC UNIFORM COMPONENTS

	ARTICLE
Coat, Service Dress White	3501.17
Trousers, White	3501.98
Cap, Combination, White	3501.9
Shoes, Dress, White	3501.54
Socks, White	3501.78
Undershirt, White	3501.101
Undershorts	3501.102
Belt, White, w/Gold Clip	3501.2
Buckle, Gold	3501.7
Collar Insignia	4212
Ribbons	5305-5312

PRESCRIBABLE ITEMS

All-Weather Coat, Blue	3501.1
Gloves, White	3501.24

OPTIONAL ITEMS

Earmuffs	
(w/outergrament only)	3501.22
Overshoes	3501.40
Scarf (w/outergarment only)	3501.43
Umbrella, Black	3501.99
Name/Identification Tag <sup>5</sup>	5201.4

OCCASIONS FOR WEAR

MAY BE PRESCRIBED FOR SUMMER WEAR WHEN  
DINNER DRESS OR FULL DRESS UNIFORMS ARE NOT  
PRESCRIBED AND CIVILIAN EQUIVALENT DRESS IS  
COAT AND TIE.

### 3318. SERVICE DRESS WHITE

#### BASIC UNIFORM COMPONENTS

	ARTICLE
Coat, Service Dress White	3501.17
Shirt, White, Dress	3501.49
Slacks, White, Unbelted <sup>2</sup>	3501.74
Cap, Combination, White	3501.9
Shoes, Service, White <sup>2</sup>	3501.58
Socks, White	3501.78
Brassiere	3501.6
Underpants	3501.100
Necktie, Black	3501.34
Collar Insignia	4212
Ribbons	5305-5312

#### PRESCRIBABLE ITEMS

All-Weather Coat, Blue	3501.1
Gloves, White	3501.24
Undershirt, White	3501.101

#### OPTIONAL ITEMS

Beret	3501.3
Earmuffs	
(w/outergarment only)	3501.22
Earrings, Gold Ball	3501.23
Handbag, White	3501.25
Handbag, White Dress	3501.26
Hosiery, Flesh Tone	3501.29
Overshoes	3501.40
Scarf (w/outergarment only)	3501.43
Shoes, Dress, White <sup>2</sup>	3501.54
Skirt, White, Unbelted <sup>2</sup>	3501.66
Slip	3501.77
Umbrella, Black	3501.99
Name/Identification Tag <sup>5</sup>	5201.4

#### OCCASIONS FOR WEAR

MAY BE PRESCRIBED FOR SUMMER WEAR WHEN  
DINNER DRESS OR FULL DRESS UNIFORMS ARE NOT  
PRESCRIBED AND CIVILIAN EQUIVALENT DRESS IS  
COAT AND TIE.

3319. SERVICE DRESS BLUE YANKEE

BASIC UNIFORM COMPONENTS

	ARTICLE
Coat, Service Dress Blue	3501.16
Shirt, White, Dress	3501.49
Trousers, White	3501.98
Cap, Combination, White	3501.9
Shoes, Dress, White	3501.54
Socks, White	3501.78
Undershirt, White	3501.101
Undershorts	3501.102
Belt, White, w/Gold Clip	3501.2
Necktie, Black Four-in-Hand	3501.37
Buckle, Gold	3501.7
Rating Badge/Service Stripes	4211
Ribbons	5305-5312

PRESCRIBABLE ITEMS

All-Weather Coat, Blue <sup>1</sup>	3501.1
-------------------------------------	--------

OPTIONAL ITEMS

Cuff Links, Gold	3501.19
Earmuffs	
(w/outergarment only)	3501.22
Overshoes	3501.40
Scarf (w/outergarment only)	3501.43
Tie Clasp/Tack	3501.87
Umbrella, Black	3501.99
Name/Identification Tag <sup>5</sup>	5201.4

OCCASIONS FOR WEAR

WHEN PRESCRIBED.

<FOR FOOTNOTES.>

3320. SERVICE DRESS BLUE YANKEE

BASIC UNIFORM COMPONENTS

	ARTICLE
Coat, Service Dress Blue	3501.16
Shirt, White, Dress	3501.49
Slacks, White, Unbelted <sup>2</sup>	3501.74
Cap, Combination, White	3501.9
Shoes, Service, White <sup>2</sup>	3501.58
Socks, White	3501.78
Brassiere	3501.6
Underpants	3501.100
Necktie, Black	3501.34
Rating Badge/Service Stripes	4211
Ribbons	5305-5312

PRESCRIBABLE ITEMS

All-Weather Coat, Blue <sup>1</sup>	3501.1
Undershirt, White	3501.101

OPTIONAL ITEMS

Earmuffs	
(w/outergarment only)	3501.22
Earrings, Gold Ball	3501.23
Handbag, White	3501.25
Handbag, White Dress	3501.26
Hosiery, Flesh Tone	3501.29
Overshoes	3501.40
Scarf (w/outergarment only)	3501.43
Shoes, Dress, White <sup>2</sup>	3501.54
Skirt, White, Unbelted <sup>2</sup>	3501.66
Slip	3501.77
Umbrella, Black	3501.99
Name/Identification Tag	5201.4

OCCASIONS FOR WEAR

WHEN PRESCRIBED.

<FOR FOOTNOTES.>



# 3321. SERVICE KHAKI

## BASIC UNIFORM COMPONENTS

	ARTICLE
Shirt, Khaki, Service	3501.46
Trousers, Khaki, Service	3501.94
Cap, Combination, Khaki	3501.9
Shoes, Dress, Black	3501.54
Socks, Black	3501.78
Undershirt, White	3501.101
Undershorts	3501.102
Belt, Khaki, w/Gold Clip	3501.2
Buckle, Gold	3501.7
Collar Insignia	4212
Ribbons	5305-5312

## PRESCRIBABLE ITEMS

All-Weather Coat, Blue <sup>1</sup>	3501.1
Cap, Garrison, Khaki	3501.10
Reefer <sup>1</sup>	3501.42

## OPTIONAL ITEMS

Cap, Ball <sup>8</sup>	3501.8
Earmuffs	
(w/outergarment only)	3501.22
Jacket, Black <sup>1</sup>	3501.30
Jacket, Khaki Windbreaker <sup>1</sup>	3501.30
Overcoat, Blue <sup>1</sup>	3501.39
Overshoes	3501.40
Scarf (w/outergarment only)	3501.43
Shoes, Brown <sup>2</sup>	3501.54
Socks, Khaki <sup>2</sup>	3501.78
Sweater, V-Neck, Black	3501.83
Umbrella, Black	3501.99
Name/Identification Tag <sup>5</sup>	5201.4

## OCCASIONS FOR WEAR

WORN IN SUMMER/WINTER FOR OFFICE WORK,  
WATCHSTANDING, LIBERTY, OR BUSINESS ASHORE  
WHEN PRESCRIBED AS UNIFORM OF THE DAY.

<FOR FOOTNOTES.>

## 3322. SERVICE KHAKI

### BASIC UNIFORM COMPONENTS

	ARTICLE
Shirt, Khaki, Service	3501.46
Slacks, Khaki, Service <sup>2</sup>	3501.72
Cap, Combination, Khaki	3501.9
Shoes, Service, Black <sup>2</sup>	3501.58
Socks, Black	3501.78
Brassiere	3501.6
Underpants	3501.100
Belt, Khaki, w/Gold Clip	3501.2
Buckle, Gold	3501.7
Collar Insignia	4212
Ribbons	5305-5312

### PRESCRIBABLE ITEMS

All-Weather Coat, Blue <sup>1</sup>	3501.1
Cap, Garrison, Khaki	3501.10
Reefer <sup>1</sup>	3501.42
Undershirt, White	3501.101

### OPTIONAL ITEMS

Beret	3501.3
Cap, Ball <sup>8</sup>	3501.8
Earmuffs	
(w/outergarment only)	3501.22
Earrings, Gold Ball	3501.23
Handbag, Black	3501.25
Handbag, Brown	3501.25
Handbag, Black Dress	3501.26
Hosiery, Flesh Tone	3501.29
Jacket, Black <sup>1</sup>	3501.30
Jacket, Khaki Windbreaker <sup>1</sup>	3501.30
Overcoat, Blue <sup>1</sup>	3501.39
Overshoes	3501.40
Scarf (w/outergarment only)	3501.43
Shoes, Dress, Black <sup>2</sup>	3501.54
Shoes, Dress, Brown <sup>2</sup>	3501.54
Shoes, Service, Brown <sup>2</sup>	3501.58
Skirt, Khaki, Service <sup>2</sup>	3501.63
Slip	3501.77
Socks, Khaki <sup>2</sup>	3501.78
Sweater, V-Neck, Black	3501.83
Umbrella, Black	3501.99
Name/Identification Tag <sup>5</sup>	5201.4

## OCCASIONS FOR WEAR

WORN IN SUMMER/WINTER FOR OFFICE WORK,  
WATCHSTANDING, LIBERTY OR BUSINESS ASHORE  
WHEN PRESCRIBED AS UNIFORM OF THE DAY.

<FOR FOOTNOTES.>

### 3323. SUMMER WHITE

#### BASIC UNIFORM COMPONENTS

	ARTICLE
Shirt, White, Summer	3501.53
Trousers, White	3501.98
Cap, Combination, White	3501.9
Shoes, Dress, White	3501.54
Socks, White	3501.78
Undershirt, White	3501.101
Undershorts	3501.102
Belt, White, w/Gold Clip	3501.2
Buckle, Gold	3501.7
Collar Insignia	4212
Ribbons	5305-5312

#### PRESCRIBABLE ITEMS

All-Weather Coat, Blue <sup>1</sup>	3501.1
Reefer <sup>1</sup>	3501.42

#### OPTIONAL ITEMS

Cap, Ball <sup>8</sup>	3501.8
Earmuffs	
(w/outergarment only)	3501.22
Jacket, Black <sup>1</sup>	3501.30
Overshoes	3501.40
Scarf (w/outergarment only)	3501.43
Sweater, V-Neck, Black	3501.83
Umbrella, Black	3501.99
Name/Identification Tag <sup>5</sup>	5201.4

#### OCCASIONS FOR WEAR

WORN IN SUMMER FOR OFFICE WORK, WATCH-STANDING, LIBERTY, OR BUSINESS ASHORE WHEN PRESCRIBED AS UNIFORM OF THE DAY.

<FOR FOOTNOTES.>

### 3324. SUMMER WHITE

#### BASIC UNIFORM COMPONENTS

	ARTICLE
Shirt, White, Summer	3501.53
Slacks, White, Belted <sup>2</sup>	3501.76
Cap, Combination, White	3501.9
Shoes, Service, White <sup>2</sup>	3501.58
Socks, White	3501.78
Brassiere	3501.6
Underpants	3501.100
Belt, White, w/Gold Clip	3501.2
Buckle, Gold	3501.7
Collar Insignia	4212
Ribbons	5305-5312

#### PRESCRIBABLE ITEMS

All-Weather Coat, Blue <sup>1</sup>	3501.1
Reefer <sup>1</sup>	3501.42
Undershirt, White	3501.101

#### OPTIONAL ITEMS

Cap, Ball <sup>8</sup>	3501.8
Beret	3501.3
Earmuffs	
(w/outergarment only)	3501.22
Earrings, Gold Ball	3501.23
Handbag, White	3501.25
Handbag, White Dress	3501.26
Hosiery, Flesh Tone	3501.29
Jacket, Black <sup>1</sup>	3501.30
Overshoes	3501.40
Scarf (w/outergarment only)	3501.43
Shoes, Dress, White <sup>2</sup>	3501.54
Skirt, White, Belted <sup>2</sup>	3501.65
Slip	3501.77
Sweater, V-Neck, Black	3501.83
Umbrella, Black	3501.99
Name/Identification Tag <sup>5</sup>	5201.4

#### OCCASIONS FOR WEAR

WORN IN SUMMER FOR OFFICE WORK, WATCH-  
STANDING, LIBERTY, OR BUSINESS ASHORE WHEN  
PRESCRIBED AS UNIFORM OF THE DAY.

<FOR FOOTNOTES.>

3325. TROPICAL WHITE

BASIC UNIFORM COMPONENTS

	ARTICLE
Shirt, White, Summer	3501.53
Shorts, White	3501.59
Cap, Combination, White	3501.9
Shoes, Dress, White	3501.54
Socks, Knee length, White	3501.78
Undershirt, White	3501.101
Undershorts	3501.102
Belt, White, w/Gold Clip	3501.2
Buckle, Gold	3501.7
Collar Insignia	4212
Ribbons	5305-5312

PRESCRIBABLE ITEMS

All-Weather Coat, Blue	3501.1
------------------------	--------

OPTIONAL ITEMS

Helmet	3501.28
Overshoes	3501.40
Umbrella, Black	3501.99
Name/Identification Tag <sup>5</sup>	5201.4

OCCASIONS FOR WEAR

WORN FOR OFFICE WORK, WATCHSTANDING,  
LIBERTY, OR BUSINESS ASHORE IN TROPICAL  
CLIMATES WHEN AUTHORIZED OPTIONALLY AS  
UNIFORM OF THE DAY.

<FOR FOOTNOTES.>

3326. TROPICAL WHITE

BASIC UNIFORM COMPONENTS

	ARTICLE
Shirt, White, Summer	3501.53
Shorts, White	3501.59
Cap, Combination, White	3501.9
Shoes, Service, White	3501.58
Socks, Knee length, White	3501.78
Brassiere	3501.6
Underpants	3501.100
Belt, White, w/Gold Clip	3501.2
Buckle, Gold	3501.7
Collar Insignia	4212
Ribbons	5305-5312

PRESCRIBABLE ITEMS

All-Weather Coat, Blue	3501.1
Undershirt, White	3501.101

OPTIONAL ITEMS

Beret	3501.3
Earrings, Gold Ball	3501.23
Handbag, White	3501.25
Handbag, White Dress	3501.26
Helmet	3501.28
Overshoes	3501.40
Umbrella, Black	3501.99
Name/Identification Tag <sup>5</sup>	5201.4

OCCASIONS FOR WEAR

WORN FOR OFFICE WORK, WATCHSTANDING,  
LIBERTY, OR BUSINESS ASHORE IN TROPICAL  
CLIMATES WHEN AUTHORIZED OPTIONALLY AS  
UNIFORM OF THE DAY.

<FOR FOOTNOTES.>

3327. WINTER BLUE

BASIC UNIFORM COMPONENTS

	ARTICLE
Shirt, Winter Blue	3501.44
Trousers, Blue, Dress	3501.90
Cap, Combination, White	3501.9
Shoes, Dress, Black	3501.54
Socks, Black	3501.78
Undershirt, White	3501.101
Undershorts	3501.102
Belt, Black, w/Gold Clip	3501.2
Necktie, Black Four-in-Hand	3501.37
Buckle, Gold	3501.7
Collar Insignia	4212
Ribbons	5305-5312

PRESCRIBABLE ITEMS

All-Weather Coat, Blue <sup>1</sup>	3501.1
Reefer <sup>1</sup>	3501.42

OPTIONAL ITEMS

Cap, Ball <sup>8</sup>	3501.8
Cap, Garrison, Blue	3501.10
Earmuffs	
(w/outergarment only)	3501.22
Jacket, Black <sup>1</sup>	3501.30
Overcoat, Blue <sup>1</sup>	3501.39
Overshoes	3501.40
Scarf (w/outergarment only)	3501.43
Sweater, V-Neck, Black	3501.83
Tie Clasp/Tack	3501.87
Umbrella, Black	3501.99
Name/Identification Tag <sup>5</sup>	5201.4

OCCASIONS FOR WEAR

WORN IN WINTER FOR OFFICE WORK, WATCH-STANDING, LIBERTY, OR BUSINESS ASHORE WHEN PRESCRIBED AS UNIFORM OF THE DAY.

<FOR FOOTNOTES.>



# 3328. WINTER BLUE

## BASIC UNIFORM COMPONENTS

	ARTICLE
Shirt, Winter Blue	3501.44
Slacks, Blue, Belted <sup>2</sup>	3501.68
Cap, Combination, White	3501.9
Shoes, Service, Black <sup>2</sup>	3501.58
Socks, Black	3501.78
Brassiere	3501.6
Underpants	3501.100
Belt, Black, w/Gold Clip	3501.2
Necktie, Black	3501.34
Buckle, Gold	3501.7
Collar Insignia	4212
Ribbons	5305-5312

## PRESCRIBABLE ITEMS

All-Weather Coat, Blue <sup>1</sup>	3501.1
Reefer <sup>1</sup>	3501.42
Undershirt, White	3501.101

## OPTIONAL ITEMS

Cap, Ball <sup>8</sup>	3501.8
Beret	3501.3
Cap, Garrison, Blue	3501.10
Earmuffs	
(w/outergarment only)	3501.22
Earrings, Gold Ball	3501.23
Handbag, Black	3501.25
Handbag, Black Dress	3501.26
Hosiery, Flesh Tone	3501.29
Jacket, Black <sup>1</sup>	3501.30
Overcoat, Blue <sup>1</sup>	3501.39
Overshoes	3501.40
Scarf (w/outergarment only)	3501.43
Shoes, Dress, Black <sup>2</sup>	3501.54
Skirt, Blue, Belted <sup>2</sup>	3501.60
Slip	3501.77
Sweater, V-Neck, Black	3501.83
Umbrella, Black	3501.99
Name/Identification Tag <sup>5</sup>	5201.4

## OCCASIONS FOR WEAR

WORN IN WINTER FOR OFFICE WORK, WATCH-STANDING, LIBERTY, OR BUSINESS ASHORE WHEN PRESCRIBED AS UNIFORM OF THE DAY.

3329. WINTER WORKING BLUE

BASIC UNIFORM COMPONENTS

	ARTICLE
Shirt, Winter Blue	3501.44
Trousers, Blue, Dress	3501.90
Cap, Combination, White	3501.9
Shoes, Dress, Black	3501.54
Socks, Black	3501.78
Undershirt, White	3501.101
Undershorts	3501.102
Belt, Black, w/Gold Clip	3501.2
Buckle, Gold	3501.7
Collar Insignia	4212

PRESCRIBABLE ITEMS

All-Weather Coat, Blue <sup>1</sup>	3501.1
Reefer <sup>1</sup>	3501.42
Shoes, Safety, Black	3501.57

OPTIONAL ITEMS

Cap, Ball	3501.8
Cap, Garrison, Blue	3501.10
Earmuffs	
(w/outergarment only)	3501.22
Jacket, Black <sup>1</sup>	3501.30
Overcoat, Blue <sup>1</sup>	3501.39
Overshoes	3501.40
Scarf (w/outergarment only)	3501.43
Sweater, V-Neck, Black	3501.83
Umbrella, Black	3501.99
Name/Identification Tag <sup>5</sup>	5201.4

OCCASIONS FOR WEAR

WORN WHEN OTHER UNIFORMS WOULD BE UNSAFE OR  
BECOME UNDULY SOILED.

<FOR FOOTNOTES.>

### 3330. WINTER WORKING BLUE

#### BASIC UNIFORM COMPONENTS

	ARTICLE
Shirt, Winter Blue	3501.44
Slacks, Blue, Belted <sup>2</sup>	3501.68
Cap, Combination, White	3501.9
Shoes, Service, Black <sup>2</sup>	3501.58
Socks, Black	3501.78
Brassiere	3501.6
Underpants	3501.100
Belt, Black, w/Gold Clip	3501.2
Buckle, Gold	3501.7
Collar Insignia	4212

#### PRESCRIBABLE ITEMS

All-Weather Coat, Blue <sup>1</sup>	3501.1
Reefer <sup>1</sup>	3501.42
Shoes, Safety, Black	3501.57
Undershirt, White	3501.101

#### OPTIONAL ITEMS

Beret	3501.3
Cap, Ball	3501.8
Cap, Garrison, Blue	3501.10
Earmuffs	
(w/outergarment only)	3501.22
Earrings, Gold Ball	3501.23
Handbag, Black	3501.25
Hosiery, Flesh Tone	3501.29
Jacket, Black <sup>1</sup>	3501.30
Overcoat <sup>1</sup>	3501.39
Overshoes	3501.40
Scarf (w/outergarment only)	3501.43
Shoes, Dress, Black <sup>2</sup>	3501.54
Skirt, Blue, Belted <sup>2</sup>	3501.60
Sweater, V-Neck, Black	3501.83
Umbrella, Black	3501.99
Name/Identification Tag <sup>5</sup>	5201.4

#### OCCASIONS FOR WEAR

WORN WHEN OTHER UNIFORMS WOULD BE UNSAFE OR  
BECOME UNDULY SOILED.

<FOR FOOTNOTES.>

### 3331. WORKING KHAKI

#### BASIC UNIFORM COMPONENTS

	ARTICLE
Shirt, Khaki, Working, SS	3501.47
Trousers, Khaki, Working	3501.95
Cap, Combination, Khaki	3501.9
Shoes, Safety, Black	3501.57
Socks, Black	3501.78
Undershirt, White	3501.101
Undershorts	3501.102
Belt, Khaki, w/Gold Clip	3501.2
Buckle, Gold	3501.7
Collar Insignia	4212

#### PRESCRIBABLE ITEMS

All-Weather Coat, Blue <sup>1</sup>	3501.1
Cap, Garrison, Khaki	3501.10
Reefer <sup>1</sup>	3501.42
Shirt, Khaki, Working, LS	3501.47
Shoes, Dress, Black	3501.54

#### OPTIONAL ITEMS

Cap, Ball	3501.8
Earmuffs	
(w/outergarment only)	3501.22
Jacket, Black <sup>1</sup>	3501.30
Jacket, Khaki Windbreaker <sup>1</sup>	3501.30
Overcoat, Blue <sup>1</sup>	3501.39
Overshoes	3501.40
Scarf (w/outergarment only)	3501.43
Shoes, Brown <sup>2</sup>	3501.54
Socks, Khaki <sup>2</sup>	3501.78
Sweater, V-Neck, Black	3501.83
Umbrella, Black	3501.99
Name/Identification Tag <sup>5</sup>	5201.4

#### OCCASIONS FOR WEAR

WORN WHEN OTHER UNIFORMS WOULD BE UNSAFE OR  
BECOME UNDULY SOILED.

<FOR FOOTNOTES.>

### 3332. WORKING KHAKI

#### BASIC UNIFORM COMPONENTS

	ARTICLE
Shirt, Khaki, Working, SS	3501.47
Slacks, Khaki, Working	3501.73
Cap, Combination, Khaki	3501.9
Shoes, Safety, Black	3501.57
Socks, Black	3501.78
Brassiere	3501.6
Underpants	3501.100
Belt, Khaki, w/Gold Clip	3501.2
Buckle, Gold	3501.7
Collar Insignia	4212

#### PRESCRIBABLE ITEMS

All-Weather Coat, Blue <sup>1</sup>	3501.1
Cap, Garrison, Khaki	3501.10
Reefer <sup>1</sup>	3501.42
Shirt, Khaki, Working, LS	3501.47
Shoes, Service, Black	3501.58
Undershirt, White	3501.101

#### OPTIONAL ITEMS

Beret	3501.3
Cap, Ball	3501.8
Earmuffs	
(w/outergarment only)	3501.22
Earrings, Gold Ball	3501.23
Handbag, Black	3501.25
Handbag, Brown	3501.25
Jacket, Black <sup>1</sup>	3501.30
Jacket, Khaki Windbreaker <sup>1</sup>	3501.30
Overcoat, Blue <sup>1</sup>	3501.39
Overshoes	3501.40
Scarf (w/outergarment only)	3501.43
Shoes, Service, Brown <sup>2</sup>	3501.58
Socks, Khaki <sup>2</sup>	3501.78
Sweater, V-Neck, Black	3501.83
Umbrella, Black	3501.99
Name/Identification Tag <sup>5</sup>	5201.4

#### OCCASIONS FOR WEAR

WORN WHEN OTHER UNIFORMS WOULD BE UNSAFE, OR  
WOULD BECOME UNDULY SOILED.

<FOR FOOTNOTES.>

### 3333. TROPICAL KHAKI

#### BASIC UNIFORM COMPONENTS

	ARTICLE
Shirt, Khaki, Working, SS	3501.47
Shorts, Khaki	3501.59
Cap, Combination, Khaki	3501.9
Shoes, Dress, Black	3501.54
Socks, Knee length, Black	3501.78
Undershirt, White	3501.101
Undershorts	3501.102
Belt, Khaki, w/Gold Clip	3501.2
Buckle, Gold	3501.7
Collar Insignia	4212

#### PRESCRIBABLE ITEMS

All-Weather Coat, Blue <sup>1</sup>	3501.1
Cap, Garrison, Khaki	3501.10
Shoes, Safety, Black	3501.57

#### OPTIONAL ITEMS

Cap, Ball	3501.8
Helmet	3501.28
Overshoes	3501.40
Shoes, Brown <sup>2</sup>	3501.54
Socks, Knee length, Khaki <sup>2</sup>	3501.78
Umbrella, Black	3501.99
Name/Identification Tag <sup>5</sup>	5201.4

#### OCCASIONS FOR WEAR

WORN WHEN TROPICAL WHITE WOULD BECOME UNDULY  
SOILED AND SAFETY IS NOT A FACTOR.

<FOR FOOTNOTES.>

### 3334. TROPICAL KHAKI

#### BASIC UNIFORM COMPONENTS

	ARTICLE
Shirt, Khaki, Working, SS	3501.47
Shorts, Khaki	3501.59
Cap, Combination, Khaki	3501.9
Shoes, Service, Black	3501.58
Socks, Knee length, Black	3501.78
Brassiere	3501.6
Underpants	3501.100
Belt, Khaki, w/Gold Clip	3501.2
Buckle, Gold	3501.7
Collar Insignia	4212

#### PRESCRIBABLE ITEMS

All-Weather Coat, Blue	3501.1
Cap, Garrison, Khaki	3501.10
Shoes, Safety, Black	3501.57
Undershirt	3501.101

#### OPTIONAL ITEMS

Beret	3501.3
Cap, Ball	3501.8
Earrings, Gold Ball	3501.23
Handbag, Black	3501.25
Handbag, Brown	3501.25
Helmet	3501.28
Overshoes	3501.40
Shoes, Service, Brown <sup>2</sup>	3501.58
Socks, Knee length, Khaki <sup>2</sup>	3501.78
Umbrella, Black	3501.99
Name/Identification Tag <sup>5</sup>	5201.4

#### OCCASIONS FOR WEAR

WORN WHEN TROPICAL WHITE WOULD BECOME UNDULY  
SOILED AND SAFETY IS NOT A FACTOR.

<FOR FOOTNOTES.>

### 3335. AVIATION WORKING GREEN

#### BASIC UNIFORM COMPONENTS

	ARTICLE
Coat, Aviation Green	3501.13
Shirt, Khaki, Working, LS	3501.47
Trousers, Aviation Green	3501.89
Cap, Combination, Green	3501.9
Shoes, Dress, Black	3501.54
Socks, Black	3501.78
Undershirt, White	3501.101
Undershorts	3501.102
Belt, Khaki, w/Gold Clip	3501.2
Necktie, Black, Four-in-Hand	3501.37
Buckle, Gold	3501.7
Rating Badge/Service Stripes	4211

#### PRESCRIBABLE ITEMS

All-Weather Coat, Blue <sup>1</sup>	3501.1
Cap, Garrison, Green	3501.10
Reefer <sup>1</sup>	3501.42
Shoes, Safety, Black	3501.57

#### OPTIONAL ITEMS

Cap, Ball	3501.8
Earmuffs	
(w/outergarment only)	3501.22
Overcoat, Blue <sup>1</sup>	3501.39
Overshoes	3501.40
Scarf (w/outergarment only)	3501.43
Shoes, Brown <sup>2</sup>	3501.54
Socks, Khaki <sup>2</sup>	3501.78
Tie Clasp/Tack	3501.87
Umbrella, Black	3501.99
Collar Insignia	4212
Name/Identification Tag <sup>5</sup>	5201.4

#### OCCASIONS FOR WEAR

WHEN AUTHORIZED BY THE PRESCRIBING AUTHORITY, MAY BE WORN WHEN ENGAGED IN WORK AT AVIATION ACTIVITIES, FLYING, OR ABOARD VESSELS SERVICING AIRCRAFT AT ADVANCED BASES.

<FOR FOOTNOTES.>



### 3336. AVIATION WORKING GREEN

#### BASIC UNIFORM COMPONENTS

	ARTICLE
Coat, Aviation Green	3501.13
Shirt, Khaki, Working, LS	3501.47
Slacks, Aviation Green	3501.67
Cap, Garrison, Green	3501.10
Shoes, Service, Black	3501.58
Socks, Black	3501.78
Brassiere	3501.6
Underpants	3501.100
Belt, Khaki, w/Gold Clip	3501.2
Necktie, Black	3501.34
Buckle, Gold	3501.7
Rating Badge/Service Stripes	4211

#### PRESCRIBABLE ITEMS

All-Weather Coat, Blue <sup>1</sup>	3501.1
Reefer <sup>1</sup>	3501.42
Undershirt, White	3501.101

#### OPTIONAL ITEMS

Cap, Ball	3501.8
Earmuffs	
(w/outergarment only)	3501.22
Earrings, Gold Ball	3501.23
Handbag, Black	3501.25
Handbag, Brown	3501.25
Hosiery, Flesh Tone	3501.29
Overcoat, Blue <sup>1</sup>	3501.39
Overshoes	3501.40
Scarf (w/outergarment only)	3501.43
Shoes, Service, Brown <sup>2</sup>	3501.58
Socks, Khaki <sup>2</sup>	3501.78
Umbrella, Black	3501.99
Collar Insignia	4212
Name/Identification Tag <sup>5</sup>	5201.4

#### OCCASIONS FOR WEAR

WHEN AUTHORIZED BY THE PRESCRIBING AUTHORITY, MAY BE WORN WHEN ENGAGED IN WORK AT AVIATION ACTIVITIES, FLYING, OR ABOARD VESSELS SERVICING AIRCRAFT AT ADVANCED BASES.

<FOR FOOTNOTES.>

### 3337. COVERALLS

#### BASIC UNIFORM COMPONENTS

	ARTICLE
Coveralls	3501.18
Cap, Garrison, Khaki	3501.10
Shoes, Safety, Black	3501.57
Socks, Black	3501.78
Undershirt, White Crew Neck	3501.101
Undershorts	3501.102
Belt, Khaki w/Gold Clip	3501.2
Buckle, Gold	3501.7
Name/U.S. NAVY Tapes	3101.5b/6
Collar Insignia	4212

#### PRESCRIBABLE ITEMS

All-Weather Coat, Blue <sup>1</sup>	3501.1
Reefer <sup>1</sup>	3501.42
Shoes, Dress, Black	3501.54

#### OPTIONAL ITEMS

Cap, Ball	3501.8
Jacket, Black <sup>1</sup>	3501.30
Jacket, Khaki Windbreaker <sup>1</sup>	3501.30
Overcoat, Blue <sup>1</sup>	3501.39
Shoes, Dress, Brown <sup>2</sup>	3501.54
Socks, Khaki <sup>2</sup>	3501.78
Sweater, V-Neck, Black	3501.83

#### OCCASIONS FOR WEAR

WORN WHEN OTHER UNIFORMS WOULD BE UNSAFE OR BECOME UNDULY SOILED.

THE COVERALL UNIFORM IS DESIGNED TO BE THE PRINCIPAL UNDERWAY UNIFORM OF THE DAY. WHEN WORN IN PORT, IT IS SUBJECT TO THE FOLLOWING RESTRICTIONS. WHEN WORN ABOARD SHIP, COVERALLS MAY BE WORN ON THE PIER IN THE IMMEDIATE VICINITY OF THE SHIP. ASHORE (I.E. SIMAS, SQUADRONS, AND INDUSTRIAL WORKING ENVIRONMENTS) COVERALLS MAY BE WORN IN THE IMMEDIATE WORKSPACES ONLY. COMMANDS MAY ADDITIONALLY AUTHORIZE WEAR OF THE COVERALL UNIFORM WHILE TRANSITING TO AND FROM AND USING BASE GALLEYS OR ANY OTHER EATING FACILITY WITHIN THE FENCELINE OF THE INSTALLATION AND AT PERSONNEL SUPPORT DETACHMENTS WHILE IN A DUTY STATUS. THE

NAVY BLUE COVERALL UNIFORM IS NOT AUTHORIZED  
FOR WEAR OTHER THAN DETAILED IN THIS  
PARAGRAPH AND UNDER NO CIRCUMSTANCES MAY IT  
BE WORN IN EITHER AN OFFICIAL OR UNOFFICIAL  
CAPACITY OUTSIDE THE CONFINES OF A MILITARY  
INSTALLATION.

<FOR FOOTNOTES.>

### 3338. COVERALLS

#### BASIC UNIFORM COMPONENTS

	ARTICLE
Coveralls	3501.18
Cap, Garrison, Khaki	3501.10
Shoes, Safety, Black	3501.57
Socks, Black	3501.78
Brassiere	3501.6
Underpants	3501.100
Undershirt, White Crew Neck	3501.101
Belt, Khaki w/Gold Clip	3501.2
Buckle, Gold	3501.7
Name/U.S. NAVY Tapes	3101.5b/6
Collar Insignia	4212

#### PRESCRIBABLE ITEMS

All-Weather Coat, Blue <sup>1</sup>	3501.1
Reefer <sup>1</sup>	3501.42
Shoes, Service, Black	3501.58

#### OPTIONAL ITEMS

Cap, Ball	3501.8
Earrings, Gold Ball	3501.23
Jacket, Black <sup>1</sup>	3501.30
Jacket, Khaki Windbreaker <sup>1</sup>	3501.30
Overcoat, Blue <sup>1</sup>	3501.39
Shoes, Service, Brown <sup>2</sup>	3501.58
Socks, Khaki <sup>2</sup>	3501.78
Sweater, V-Neck, Black	3501.83

#### OCCASIONS FOR WEAR

WORN WHEN OTHER UNIFORMS WOULD BE UNSAFE OR BECOME UNDULY SOILED.

THE COVERALL UNIFORM IS DESIGNED TO BE THE PRINCIPAL UNDERWAY UNIFORM OF THE DAY. WHEN WORN IN PORT, IT IS SUBJECT TO THE FOLLOWING RESTRICTIONS. WHEN WORN ABOARD SHIP, COVERALLS MAY BE WORN ON THE PIER IN THE IMMEDIATE VICINITY OF THE SHIP. ASHORE (I.E. SIMAS, SQUADRONS, AND INDUSTRIAL WORKING ENVIRONMENTS) COVERALLS MAY BE WORN IN THE IMMEDIATE WORKSPACES ONLY. COMMANDS MAY ADDITIONALLY AUTHORIZE WEAR OF THE COVERALL UNIFORM WHILE TRANSITING TO AND FROM AND USING BASE GALLEYS OR ANY OTHER EATING FACILITY WITHIN THE FENCELINE OF THE

INSTALLATION AND AT PERSONNEL SUPPORT  
DETACHMENTS WHILE IN A DUTY STATUS. THE  
NAVY BLUE COVERALL UNIFORM IS NOT AUTHORIZED  
FOR WEAR OTHER THAN DETAILED IN THIS  
PARAGRAPH AND UNDER NO CIRCUMSTANCES MAY IT  
BE WORN IN EITHER AN OFFICIAL OR UNOFFICIAL  
CAPACITY OUTSIDE THE CONFINES OF A MILITARY  
INSTALLATION.

<FOR FOOTNOTES.>

## CHAPTER THREE

### UNIFORM COMPONENTS

#### SECTION 4: ENLISTED MEN AND WOMEN (E6 AND BELOW)

	<u>Article</u>
1. DINNER DRESS UNIFORMS	
a. DINNER DRESS BLUE JACKET (MEN).....	3401
b. DINNER DRESS BLUE JACKET (WOMEN).....	3402
c. DINNER DRESS WHITE JACKET (MEN).....	3403
d. DINNER DRESS WHITE JACKET (WOMEN).....	3404
e. DINNER DRESS BLUE (MEN).....	3405
f. DINNER DRESS BLUE (WOMEN).....	3406
g. DINNER DRESS WHITE (MEN).....	3407
h. DINNER DRESS WHITE (WOMEN).....	3408
I. TROPICAL DINNER DRESS BLUE (MEN).....	3409
j. TROPICAL DINNER DRESS BLUE (WOMEN).....	3410
2. CEREMONIAL UNIFORMS	
a. FULL DRESS BLUE (MEN).....	3411
b. FULL DRESS BLUE (WOMEN).....	3412
c. FULL DRESS WHITE (MEN).....	3413
d. FULL DRESS WHITE (WOMEN).....	3414
3. SERVICE DRESS UNIFORMS	
a. SERVICE DRESS BLUE (MEN).....	3415
b. SERVICE DRESS BLUE (WOMEN).....	3416
c. SERVICE DRESS WHITE (MEN).....	3417
d. SERVICE DRESS WHITE (WOMEN).....	3418
4. SERVICE UNIFORMS	
a. SUMMER WHITE (MEN).....	3419
b. SUMMER WHITE (WOMEN).....	3420
c. TROPICAL WHITE (MEN).....	3421
d. TROPICAL WHITE (WOMEN).....	3422
e. WINTER BLUE (MEN).....	3423
f. WINTER BLUE (WOMEN).....	3424
5. WORKING UNIFORMS	
a. WINTER WORKING BLUE (MEN).....	3425
b. WINTER WORKING BLUE (WOMEN).....	3426
c. UTILITIES (Men).....	3427
d. UTILITIES (Women).....	3428
e. TROPICAL UTILITIES (MEN).....	3429
f. TROPICAL UTILITIES (Women).....	3430
g. COVERALLS (Men).....	3431
h. COVERALLS (Women).....	3432

### 3401. DINNER DRESS BLUE JACKET

#### BASIC UNIFORM COMPONENTS

	ARTICLE
Coat, Dinner Dress Blue Jacket	3501.14
Shirt, White, Formal	3501.51
Trousers, Blue, Evening	3501.91
Shoes, Dress, Black	3501.54
Socks, Black	3501.78
Undershirt, White	3501.101
Undershorts	3501.102
Cuff Links, Black or Silver	3501.19
Cummerbund, Black	3501.20
Necktie, Bow, Black	3501.36
Studs, Black or Silver	3501.79
Rating Badge/Service Stripes	4221
Miniature Medals	5315

#### PRESCRIBABLE ITEMS

All-Weather Coat, Blue	3501.1
------------------------	--------

#### OPTIONAL ITEMS

Gloves, White	3501.24
Hat, White (required w/outergarment)	3501.27
Overshoes	3501.40
Scarf (w/outergarment only)	3501.43
Suspenders, White	3501.80
Umbrella, Black	3501.99

#### OCCASIONS FOR WEAR

WORN TO OFFICIAL FUNCTIONS WHEN CIVILIANS NORMALLY WEAR BLACK TIE. THIS IS AN OPTIONAL WINTER UNIFORM WHEN DINNER DRESS BLUE IS PRESCRIBED.

# 3402. DINNER DRESS BLUE JACKET

## BASIC UNIFORM COMPONENTS

	ARTICLE
Coat, Dinner Dress Blue	
Jacket	3501.14
Shirt, White, Formal	3501.50
Slacks, Blue, Formal <sup>2</sup>	3501.70
Shoes, Service, Black <sup>2</sup>	3501.58
Socks, Black	3501.78
Brassiere	3501.6
Cuff Links, Black or Silver <sup>7</sup>	3501.19
Underpants	3501.100
Studs, Black or Silver <sup>7</sup>	3501.79
Cummerbund, Black	3501.20
Necktie, Dress, Black	3501.35
Rating Badge/Service Stripes	4221
Miniature Medals	5315

## PRESCRIBABLE ITEMS

All-Weather Coat, Blue	3501.1
------------------------	--------

## OPTIONAL ITEMS

Cap, Combination, White	3501.9
(required w/outergarment)	
Cape (Gold Lining)	3501.12
Earrings, Pearl	3501.23
Gloves, White	3501.24
Handbag, Black Dress	3501.26
Hosiery, Flesh Tone	3501.29
Overshoes	3501.40
Scarf (w/outergarment only)	3501.43
Shoes, Formal, Black <sup>2</sup>	3501.55
Shoes, Formal, Black, Flat <sup>2</sup>	3501.56
Skirt, Blue, Formal <sup>2</sup>	3501.61
Skirt, Blue, Unbelted <sup>2</sup>	3501.62
Slip	3501.77
Tiara	3501.86
Umbrella, Black	3501.99

## OCCASIONS FOR WEAR

WORN TO OFFICIAL FUNCTIONS WHEN CIVILIANS NORMALLY WEAR BLACK TIE. THIS IS AN OPTIONAL WINTER UNIFORM WHEN DINNER DRESS BLUE IS PRESCRIBED.



### 3403. DINNER DRESS WHITE JACKET

#### BASIC UNIFORM COMPONENTS

	ARTICLE
Coat, Dinner Dress White Jacket	3501.15
Shirt, White, Formal	3501.51
Trousers, Blue, Evening	3501.91
Shoes, Dress, Black	3501.54
Socks, Black	3501.78
Cuff Links, Black or Silver	3501.19
Cummerbund, Black	3501.20
Necktie, Bow, Black	3501.36
Studs, Black or Silver	3501.79
Undershirt, White	3501.101
Undershorts	3501.102
Rating Badge/Service Stripes	4221
Miniature Medals	5315

#### PRESCRIBABLE ITEMS

All-Weather Coat, Blue	3501.1
------------------------	--------

#### OPTIONAL ITEMS

Gloves, White	3501.24
Hat, White (required w/outergarment)	3501.27
Overshoes	3501.40
Scarf (w/outergarment only)	3501.43
Suspenders, White	3501.80
Umbrella, Black	3501.99

#### OCCASIONS FOR WEAR

WORN TO OFFICIAL FUNCTIONS WHEN CIVILIANS NORMALLY WEAR BLACK TIE. THIS IS AN OPTIONAL SUMMER UNIFORM WHEN DINNER DRESS WHITE IS PRESCRIBED.

# 3404. DINNER DRESS WHITE JACKET

## BASIC UNIFORM COMPONENTS

	ARTICLE
Coat, Dinner Dress White	
Jacket	3501.15
Shirt, White, Formal	3501.50
Slacks, Blue, Formal <sup>2</sup>	3501.70
Shoes, Service, Black <sup>2</sup>	3501.58
Socks, Black	3501.78
Brassiere	3501.6
Cuff Links, Black or Silver <sup>7</sup>	3501.19
Underpants	3501.100
Studs, Black or Silver <sup>7</sup>	3501.79
Cummerbund, Black	3501.20
Necktie, Dress, Black	3501.35
Rating Badge/Service Stripes	4221
Miniature Medals	5315

## PRESCRIBABLE ITEMS

All-Weather Coat, Blue	3501.1
------------------------	--------

## OPTIONAL ITEMS

Cap, Combination, White	3501.9
(required w/outergarment)	
Earrings, Pearl	3501.23
Gloves, White	3501.24
Handbag, Black Dress	3501.26
Hosiery, Flesh Tone	3501.29
Overshoes	3501.40
Scarf (w/outergarment only)	3501.43
Shoes, Formal, Black <sup>2</sup>	3501.55
Shoes, Formal, Black, Flat <sup>2</sup>	3501.56
Skirt, Blue, Formal <sup>2</sup>	3501.61
Skirt, Blue, Unbelted <sup>2</sup>	3501.62
Slip	3501.77
Tiara	3501.86
Umbrella, Black	3501.99

## OCCASIONS FOR WEAR

WORN TO OFFICIAL FUNCTIONS WHEN CIVILIANS NORMALLY WEAR BLACK TIE. THIS IS AN OPTIONAL SUMMER UNIFORM WHEN DINNER DRESS WHITE IS PRESCRIBED.

3405. DINNER DRESS BLUE

BASIC UNIFORM COMPONENTS

	ARTICLE
Jumper, Blue Dress	3501.32
Trousers, Blue, Broadfall	3501.92
Hat, White	3501.27
Shoes, Dress, Black	3501.54
Socks, Black	3501.78
Undershirt, White Crew Neck	3501.101
Undershorts	3501.102
Neckerchief	3501.38
Rating Badge/Service Stripes	4221
Miniature Medals	5315

PRESCRIBABLE ITEMS

All-Weather Coat, Blue	3501.1
Peacoat	3501.41

OPTIONAL ITEMS

Gloves, White	3501.24
Overshoes	3501.40
Scarf (w/outergarment only)	3501.43
Umbrella, Black	3501.99

OCCASIONS FOR WEAR

WORN TO OFFICIAL FUNCTIONS WHEN CIVILIANS  
NORMALLY WEAR BLACK TIE. THIS IS A  
PRESCRIBABLE WINTER UNIFORM.

3406. DINNER DRESS BLUE

BASIC UNIFORM COMPONENTS

	ARTICLE
Coat, Service Dress Blue	3501.16
Shirt, White, Dress	3501.49
Slacks, Blue, Unbelted <sup>2</sup>	3501.69
Cap, Combination, White	3501.9
Shoes, Service, Black <sup>2</sup>	3501.58
Socks, Black	3501.78
Brassiere	3501.6
Underpants	3501.100
Necktie, Black	3501.34
Rating Badge/Service Stripes	4221
Miniature Medals	5315

PRESCRIBABLE ITEM

All-Weather Coat, Blue	3501.1
Peacoat, Blue	3501.41

OPTIONAL ITEMS

Cuff Links, Black or Silver <sup>7</sup>	3501.19
Earrings, Pearl	3501.23
Gloves, White	3501.24
Handbag, Black	3501.25
Handbag, Black Dress	3501.26
Hosiery, Flesh Tone	3501.29
Overshoes	3501.40
Scarf (w/outergarment only)	3501.43
Shirt, White, Formal	3501.50
Shoes, Dress, Black <sup>2</sup>	3501.54
Shoes, Formal, Black <sup>2</sup>	3501.55
Shoes, Formal, Black, Flat <sup>2</sup>	3501.56
Skirt, Blue, Formal <sup>2</sup>	3501.61
Skirt, Blue, Unbelted <sup>2</sup>	3501.62
Slip	3501.77
Studs, Black or Silver <sup>7</sup>	3501.79
Umbrella, Black	3501.99

OCCASIONS FOR WEAR

WORN TO OFFICIAL FUNCTIONS WHEN CIVILIANS  
NORMALLY WEAR BLACK TIE. THIS IS A  
PRESCRIBABLE WINTER UNIFORM.

3407. DINNER DRESS WHITE

BASIC UNIFORM COMPONENTS

	ARTICLE
Jumper, White Dress	3501.33
Trousers, White Jumper	3501.97
Hat, White	3501.27
Shoes, Dress, Black	3501.54
Socks, Black	3501.78
Undershirt, White Crew Neck	3501.101
Undershorts, White	3501.102
Belt, White, w/Silver Clip	3501.2
Neckerchief	3501.38
Buckle, Silver	3501.7
Rating Badge/Service Stripes	4221
Miniature Medal	5315

PRESCRIBABLE ITEMS

All-Weather Coat, Blue	3501.1
------------------------	--------

OPTIONAL ITEMS

Gloves, White	3501.24
Overshoes	3501.40
Scarf (w/outergarment only)	3501.43
Umbrella, Black	3501.99

OCCASIONS FOR WEAR

WORN TO OFFICIAL FUNCTIONS WHEN CIVILIANS  
NORMALLY WEAR BLACK TIE. THIS IS A  
PRESCRIBABLE SUMMER UNIFORM.

3408. DINNER DRESS WHITE

BASIC UNIFORM COMPONENTS

	ARTICLE
Jumper, White Dress	3501.33
Slacks, White Jumper <sup>2</sup>	3501.75
Cap, Combination, White	3501.9
Shoes, Service, Black <sup>2</sup>	3501.58
Socks, Black	3501.78
Brassiere	3501.6
Underpants	3501.100
Undershirt, White Crew Neck	3501.101
Neckerchief	3501.38
Belt, White, w/Silver Clip	3501.2
Buckle, Silver	3501.7
Rating Badge/Service Stripes	4221
Miniature Medals	5315

PRESCRIBABLE ITEMS

All Weather Coat, Blue	3501.1
------------------------	--------

OPTIONAL ITEMS

Earrings, Pearl	3501.23
Gloves, White	3501.24
Handbag, Black	3501.25
Handbag, Black Dress	3501.26
Hosiery, Flesh Tone	3501.29
Overshoes	3501.40
Shoes, Dress, Black <sup>2</sup>	3501.54
Skirt, White, Belted <sup>2</sup>	3501.65
Slip	3501.77
Scarf (w/outergarment only)	3501.43
Umbrella, Black	3501.99

OCCASIONS FOR WEAR

WORN TO OFFICIAL FUNCTIONS WHEN CIVILIANS  
NORMALLY WEAR BLACK TIE. THIS IS A  
PRESCRIBABLE SUMMER UNIFORM.

<FOR FOOTNOTES.>

3409. TROPICAL DINNER DRESS BLUE

BASIC UNIFORM COMPONENTS

	ARTICLE
Shirt, White, Summer	3501.53
Trousers, Blue, Dress	3501.90
Hat, White	3501.27
Shoes, Dress, Black	3501.54
Socks, Black	3501.78
Undershirt, White	3501.101
Undershorts	3501.102
Cummerbund, Black	3501.20
Rating Badge	4221
Miniature Medals	5315

PRESCRIBABLE ITEMS

All-Weather Coat, Blue <sup>1</sup>	3501.1
Belt, Black, w/Silver Clip	3501.2
Buckle, Silver (Pewter)	3501.7

OPTIONAL ITEMS

Overshoes	3501.40
Scarf (w/outergarment only)	3501.43
Umbrella, Black	3501.99

OCCASIONS FOR WEAR

AN OPTIONAL UNIFORM WORN IN TROPICAL  
CLIMATES WHERE OTHER DINNER DRESS UNIFORMS  
WOULD BE UNCOMFORTABLE.

<FOR FOOTNOTES.>

3410. TROPICAL DINNER DRESS BLUE

BASIC UNIFORM COMPONENTS

	ARTICLE
Shirt, White, Summer	3501.53
Slacks, Blue, Formal <sup>2</sup>	3501.70
Cap, Combination, White	3501.9
Shoes, Service, Black <sup>2</sup>	3501.58
Socks, Black	3501.78
Brassiere	3501.6
Underpants	3501.100
Cummerbund, Black	3501.20
Rating Badge	4221
Miniature Medals	5315

PRESCRIBABLE ITEMS

All-Weather Coat, Blue <sup>1</sup>	3501.1
-------------------------------------	--------

OPTIONAL ITEMS

Earrings, Pearl	3501.23
Handbag, Black	3501.25
Handbag, Black Dress	3501.26
Hosiery, Flesh Tone	3501.29
Overshoes	3501.40
Scarf (w/outergarment only)	3501.43
Shoes, Dress, Black <sup>2</sup>	3501.54
Shoes, Formal, Black <sup>2</sup>	3501.55
Shoes, Formal, Black, Flat <sup>2</sup>	3501.56
Skirt, Blue, Formal <sup>2</sup>	3501.61
Skirt, Blue, Unbelted <sup>2</sup>	3501.62
Slip	3501.77
Umbrella, Black	3501.99

OCCASIONS FOR WEAR

AN OPTIONAL UNIFORM WORN IN TROPICAL CLIMATES WHERE OTHER DINNER DRESS UNIFORMS WOULD BE UNCOMFORTABLE.

<FOR FOOTNOTES.>



3411. FULL DRESS BLUE

BASIC UNIFORM COMPONENTS

	ARTICLE
Jumper, Blue Dress	3501.32
Trousers, Blue, Broadfall	3501.92
Hat, White	3501.27
Shoes, Dress, Black	3501.54
Socks, Black	3501.78
Undershirt, White Crew Neck	3501.101
Undershorts	3501.102
Neckerchief	3501.38
Rating Badge/Service Stripes	4221
Large Medals/Ribbons	5314/5313

PRESCRIBABLE ITEMS

All-Weather Coat, Blue	3501.1
Gloves, Black	3501.24
Peacoat	3501.41

OPTIONAL ITEMS

Gloves, White	3501.24
Overshoes	3501.40
Scarf (w/outergarment only)	3501.43
Umbrella, Black	3501.99

OCCASIONS FOR WEAR

WORN ON THE FOLLOWING FORMAL OCCASIONS.

a. PARTICIPATING IN CHANGE OF COMMAND CEREMONIES.

b. OFFICIAL VISITS WITH HONORS AS PRESCRIBED IN NAVY REGULATIONS.

c. VISITS OF CEREMONY TO FOREIGN MEN-OF-WAR AND FOREIGN OFFICIALS.

d. OCCASIONS OF STATE, CEREMONIES AND SOLEMNITIES.

<FOR FOOTNOTES.>

## 3412. FULL DRESS BLUE

### BASIC UNIFORM COMPONENTS

	ARTICLE
Coat, Service Dress Blue	3501.16
Shirt, White, Dress	3501.49
Slacks, Blue, Unbelted <sup>2</sup>	3501.69
Cap, Combination, White	3501.9
Shoes, Service, Black <sup>2</sup>	3501.58
Socks, Black	3501.78
Brassiere	3501.6
Underpants	3501.100
Necktie, Black	3501.34
Rating Badge/Service Stripes	4221
Large Medals/Ribbons	5314/51313

### PRESCRIBABLE ITEMS

All-Weather Coat, Blue	3501.1
Gloves, Black	3501.24
Peacoat, Blue	3501.41
Undershirt, White	3501.101

### OPTIONAL ITEMS

Earrings, Silver Ball	3501.23
Gloves, White	3501.24
Handbag, Black	3501.25
Hosiery, Flesh Tone	3501.29
Overshoes	3501.40
Shoes, Dress, Black <sup>2</sup>	3501.54
Skirt, Blue, Unbelted <sup>2</sup>	3501.62
Slip	3501.77
Scarf (w/outergarment only)	3501.43
Umbrella, Black	3501.99

### OCCASIONS FOR WEAR

#### WORN ON THE FOLLOWING FORMAL OCCASIONS:

- a. PARTICIPATING IN CHANGE OF COMMAND CEREMONIES.
- b. OFFICIAL VISITS WITH HONORS AS PRESCRIBED IN NAVY REGULATIONS.
- c. VISITS OF CEREMONY TO FOREIGN MEN-OF-WAR AND FOREIGN OFFICIALS.
- d. OCCASIONS OF STATE, CEREMONIES AND SOLEMNITIES.

<FOR FOOTNOTES.>

### 3413. FULL DRESS WHITE

#### BASIC UNIFORM COMPONENTS

	ARTICLE
Jumper, White Dress	3501.33
Trousers, White Jumper	3501.97
Hat, White	3501.27
Shoes, Dress, Black	3501.54
Socks, Black	3501.78
Undershirt, White Crew Neck	3501.101
Undershorts, White	3501.102
Belt, White, w/Silver Clip	3501.2
Neckerchief	3501.38
Buckle, Silver	3501.7
Rating Badge/Service Stripes	4221
Large Medals/Ribbons	5314/5313

#### PRESCRIBABLE ITEMS

All-Weather Coat, Blue	3501.1
------------------------	--------

#### OPTIONAL ITEMS

Gloves, White	3501.24
Overshoes	3501.40
Scarf (w/outergarment only)	3501.43
Umbrella, Black	3501.99

#### OCCASIONS FOR WEAR

##### WORN ON THE FOLLOWING FORMAL OCCASIONS:

- a. PARTICIPATING IN CHANGE OF COMMAND CEREMONIES.
- b. OFFICIAL VISITS WITH HONORS AS PRESCRIBED IN NAVY REGULATIONS.
- c. VISITS OF CEREMONY TO FOREIGN MEN-OF-WAR AND FOREIGN OFFICIALS.
- d. OCCASIONS OF STATE, CEREMONIES, AND SOLEMNITIES.

<FOR FOOTNOTES.>

### 3414. FULL DRESS WHITE

#### BASIC UNIFORM COMPONENTS

	ARTICLE
Jumper, White Dress	3501.33
Slacks, White Jumper <sup>2</sup>	3501.75
Cap, Combination, White	3501.9
Shoes, Service, Black <sup>2</sup>	3501.58
Socks, Black	3501.78
Brassiere	3501.6
Underpants	3501.100
Undershirt, White Crew Neck	3501.101
Neckerchief	3501.38
Belt, White, w/Silver Clip	3501.2
Buckle, Silver	3501.7
Rating Badge/Service Stripes	4221
Large Medals/Ribbons	5314/5313

#### PRESCRIBABLE ITEMS

All-Weather Coat, Blue	3501.1
------------------------	--------

#### OPTIONAL ITEMS

Earrings, Silver Ball	3501.23
Gloves, White	3501.24
Handbag, Black	3501.25
Hosiery, Flesh Tone	3501.29
Overshoes	3501.40
Shoes, Dress, Black <sup>2</sup>	3501.54
Skirt, White, Belted <sup>2</sup>	3501.65
Slip	3501.77
Scarf (w/outergarment only)	3501.43
Umbrella, Black	3501.99

#### OCCASIONS FOR WEAR

##### WORN ON THE FOLLOWING FORMAL OCCASIONS:

- a. PARTICIPATING IN CHANGE OF COMMAND CEREMONIES.
- b. OFFICIAL VISITS WITH HONORS AS PRESCRIBED IN NAVY REGULATIONS.
- c. VISITS OF CEREMONY TO FOREIGN MEN-OF-WAR AND FOREIGN OFFICIALS.
- d. OCCASIONS OF STATE, CEREMONIES, AND SOLEMNITIES.

<FOR FOOTNOTES.>

3415. SERVICE DRESS BLUE

BASIC UNIFORM COMPONENTS

	ARTICLE
Jumper, Blue Dress	3501.32
Trouser, Blue, Broadfall	3501.92
Hat, White	3501.27
Shoes, Dress, Black	3501.54
Socks, Black	3501.78
Undershirt, White Crew Neck	3501.101
Undershorts	3501.102
Neckerchief	3501.38
Rating Badge/Service Stripes	4221
Ribbons	5305-5312

PRESCRIBABLE ITEMS

All-Weather Coat, Blue	3501.1
Gloves, Black	3501.24
Peacoat	3501.41
Sweater, Pullover Jersey	3501.82

OPTIONAL ITEMS

Earmuffs	
(w/outergarment only)	3501.22
Gloves, White	3501.24
Overshoes	3501.40
Scarf (w/outergarment only)	3501.43
Umbrella, Black	3501.99
Name/Identification Tag <sup>5</sup>	5201.4

OCCASIONS FOR WEAR

MAY BE PRESCRIBED FOR WEAR YEAR-ROUND TO ALL  
OFFICIAL FUNCTIONS WHEN DINNER DRESS OR FULL  
DRESS UNIFORMS ARE NOT PRESCRIBED AND  
CIVILIAN EQUIVALENT DRESS IS COAT AND TIE.

<FOR FOOTNOTES.>

## 3416. SERVICE DRESS BLUE

### BASIC UNIFORM COMPONENTS

	ARTICLE
Coat, Service Dress Blue	3501.16
Shirt, White, Dress	3501.49
Slacks, Blue, Unbelted <sup>2</sup>	3501.69
Cap, Combination, White	3501.9
Shoes, Service, Black <sup>2</sup>	3501.58
Socks, Black	3501.78
Brassiere	3501.6
Underpants	3501.100
Necktie, Black	3501.34
Rating Badge/Service Stripes	4221
Ribbons	5305-5312

### PRESCRIBABLE ITEMS

All-Weather Coat, Blue	3501.1
Gloves, Black	3501.24
Peacoat, Blue	3501.41
Undershirt, White	3501.101

### OPTIONAL ITEMS

Beret	3501.3
Cap, Garrison, Blue <sup>4</sup>	3501.10
Earmuffs	
(w/outergarment only)	3501.22
Earrings, Silver Ball	3501.23
Gloves, White	3501.24
Handbag, Black	3501.25
Handbag, Dress, Black	3501.26
Hosiery, Flesh Tone	3501.29
Jacket, Black <sup>1,3</sup>	3501.30
Overshoes	3501.40
Scarf (w/outergarment only)	3501.43
Shoes, Dress, Black <sup>2</sup>	3501.54
Skirt, Blue, Unbelted <sup>2</sup>	3501.62
Slip	3501.77
Sweater, V-Neck, Black <sup>3,4</sup>	3501.83
Umbrella, Black	3501.99
Name/Identification Tag <sup>5</sup>	5201.4

### OCCASIONS FOR WEAR

MAY BE PRESCRIBED FOR WEAR YEAR-ROUND TO ALL OFFICIAL FUNCTIONS WHEN DINNER DRESS OR FULL DRESS UNIFORMS ARE NOT PRESCRIBED AND CIVILIAN EQUIVALENT DRESS IS COAT AND TIE.

3417. SERVICE DRESS WHITE

BASIC UNIFORM COMPONENTS

	ARTICLE
Jumper, White Dress	3501.33
Trousers, White Jumper	3501.97
Hat, White	3501.27
Shoes, Dress, Black	3501.54
Socks, Black	3501.78
Undershirt, White Crew Neck	3501.101
Undershorts	3501.102
Belt, White, w/Silver Clip	3501.2
Neckerchief	3501.38
Buckle, Silver	3501.7
Rating Badge/Service Stripes	4221
Ribbons	5305-5312

PRESCRIBABLE ITEMS

All-Weather Coat, Blue <sup>1</sup>	3501.1
Peacoat <sup>1</sup>	3501.41

OPTIONAL ITEMS

Earmuffs	
(w/outergarment only)	3501.22
Gloves, White	3501.24
Overshoes	3501.40
Scarf (w/outergarment only)	3501.43
Umbrella, Black	3501.99
Name/Identification Tag <sup>5</sup>	5201.4

OCCASIONS FOR WEAR

MAY BE PRESCRIBED FOR SUMMER WEAR WHEN  
DINNER DRESS OR FULL DRESS UNIFORMS ARE NOT  
PRESCRIBED AND CIVILIAN EQUIVALENT IS COAT  
AND TIE.

<FOR FOOTNOTES.>

# 3418. SERVICE DRESS WHITE

## BASIC UNIFORM COMPONENTS

	ARTICLE
Jumper, White Dress	3501.33
Slacks, White Jumper <sup>2</sup>	3501.75
Cap, Combination, White	3501.9
Shoes, Service, Black <sup>2</sup>	3501.58
Socks, Black	3501.78
Brassiere	3501.6
Underpants	3501.100
Undershirt, White Crew Neck	3501.101
Neckerchief	3501.38
Belt, White, w/Silver Clip	3501.2
Buckle, Silver	3501.7
Rating Badge/Service Stripes	4221
Ribbons	5305-5312

## PRESCRIBABLE ITEMS

All-Weather Coat, Blue <sup>1</sup>	3501.1
Peacoat <sup>1</sup>	3501.41

## OPTIONAL ITEMS

Beret	3501.3
Earmuffs	
(w/outergarment only)	3501.22
Earrings, Silver Ball	3501.23
Gloves, White	3501.24
Handbag, Black	3501.25
Handbag, Black Dress	3501.26
Hosiery, Flesh Tone	3501.29
Overshoes	3501.40
Scarf (w/outergarment only)	3501.43
Shoes, Dress, Black <sup>2</sup>	3501.54
Skirt, White, Belted <sup>2</sup>	3501.65
Slip	3501.77
Umbrella, Black	3501.99
Name/Identification Tag <sup>5</sup>	5201.4

## OCCASIONS FOR WEAR

MAY BE PRESCRIBED FOR SUMMER WEAR WHEN  
DINNER DRESS OR FULL DRESS UNIFORMS ARE NOT  
PRESCRIBED AND CIVILIAN EQUIVALENT DRESS IS  
COAT AND TIE.

<FOR FOOTNOTES.>



### 3419. SUMMER WHITE

#### BASIC UNIFORM COMPONENTS

	ARTICLE
Shirt, White, Summer	3501.53
Trousers, White	3501.98
Hat, White	3501.27
Shoes, Dress, Black	3501.54
Socks, Black	3501.78
Undershirt, White	3501.101
Undershorts, White	3501.102
Belt, White, w/Silver Clip	3501.2
Buckle, Silver	3501.7
Rating Badge	4221
Ribbons	5305/5312

#### PRESCRIBABLE ITEMS

All-Weather Coat, Blue <sup>1</sup>	3501.1
Peacoat <sup>1</sup>	3501.41

#### OPTIONAL ITEMS

Cap, Ball <sup>8</sup>	3501.8
Earmuffs	
(w/outergarment only)	3501.22
Jacket, Black <sup>1</sup>	3501.30
Overshoes	3501.40
Scarf (w/outergarment only)	3501.43
Sweater, V-Neck, Black	3501.83
Umbrella, Black	3501.99
Name/Identification Tag <sup>5</sup>	5201.4

#### OCCASIONS FOR WEAR

WORN IN SUMMER FOR OFFICE WORK, WATCH-  
STANDING, LIBERTY, OR BUSINESS ASHORE WHEN  
PRESCRIBED AS UNIFORM OF THE DAY.

<FOR FOOTNOTES.>

3420. SUMMER WHITE

BASIC UNIFORM COMPONENTS

	ARTICLE
Shirt, White, Summer	3501.53
Slacks, White, Belted <sup>2</sup>	3501.76
Cap, Combination, White	3501.9
Shoes, Service, Black <sup>2</sup>	3501.58
Socks, Black	3501.78
Brassiere	3501.6
Underpants	3501.100
Belt, White, w/Silver Clip	3501.2
Buckle, Silver	3501.7
Rating Badge	4221
Ribbons	5305-5312

PRESCRIBABLE ITEMS

All-Weather Coat, Blue <sup>1</sup>	3501.1
Peacoat, Blue <sup>1</sup>	3501.41
Undershirt, White	3501.101

OPTIONAL ITEMS

Cap, Ball <sup>8</sup>	3501.8
Beret	3501.3
Earmuffs	
(w/outergarment only)	3501.22
Earrings, Silver Ball	3501.23
Handbag, Black	3501.25
Handbag, Black Dress	3501.26
Hosiery, Flesh Tone	3501.29
Jacket, Black <sup>1</sup>	3501.30
Overshoes	3501.40
Scarf (w/outergarment only)	3501.43
Shoes, Dress, Black <sup>2</sup>	3501.54
Skirt, White, Belted <sup>2</sup>	3501.65
Slip	3501.77
Sweater, V-Neck, Black	3501.83
Umbrella, Black	3501.99
Name/Identification Tag <sup>5</sup>	5201.4

OCCASIONS FOR WEAR

WORN IN SUMMER FOR OFFICE WORK, WATCH-  
STANDING, LIBERTY OR BUSINESS ASHORE WHEN  
PRESCRIBED AS UNIFORM OF THE DAY.

<FOR FOOTNOTES.>

3421. TROPICAL WHITE

BASIC UNIFORM COMPONENTS

	ARTICLE
Shirt, White, Summer	3501.53
Shorts, White	3501.59
Hat, White	3501.27
Shoes, Dress, Black	3501.54
Socks, Knee length, White	3501.78
Undershirt, White	3501.101
Undershorts, White	3501.102
Belt, White, w/Silver Clip	3501.2
Buckle, Silver	3501.7
Rating Badge	4221
Ribbons	5305/5312

PRESCRIBABLE ITEMS

All-Weather Coat, Blue <sup>1</sup>	3501.1
-------------------------------------	--------

OPTIONAL ITEMS

Helmet	3501.28
Overshoes	3501.40
Umbrella, Black	3501.99
Name/Identification Tag <sup>5</sup>	5201.4

OCCASIONS FOR WEAR

WORN FOR OFFICE WORK, WATCHSTANDING,  
LIBERTY, OR BUSINESS ASHORE IN TROPICAL  
CLIMATES WHEN AUTHORIZED OPTIONALLY AS  
UNIFORM OF THE DAY.

<FOR FOOTNOTES.>

3422. TROPICAL WHITE

BASIC UNIFORM COMPONENTS

	ARTICLE
Shirt, White, Summer	3501.53
Shorts, White	3501.59
Cap, Combination, White	3501.9
Shoes, Service, Black	3501.58
Socks, Knee length, White	3501.78
Brassiere	3501.6
Underpants	3501.100
Belt, White, w/Silver Clip	3501.2
Buckle, Silver	3501.7
Rating Badge	4221
Ribbons	5305-5312

PRESCRIBABLE ITEMS

All-Weather Coat, Blue	3501.1
Undershirt, White	3501.101

OPTIONAL ITEMS

Beret	3501.3
Earrings, Silver Ball	3501.23
Handbag, Black	3501.25
Handbag, Dress, Black	3501.26
Helmet	3501.28
Overshoes	3501.40
Umbrella, Black	3501.99
Name/Identification Tag <sup>5</sup>	5201.4

OCCASIONS FOR WEAR

WORN FOR OFFICE WORK, WATCHSTANDING,  
LIBERTY, OR BUSINESS ASHORE IN TROPICAL  
CLIMATES WHEN AUTHORIZED OPTIONALLY AS  
UNIFORM OF THE DAY.

<FOR FOOTNOTES.>

3423. WINTER BLUE

BASIC UNIFORM COMPONENTS

	ARTICLE
Shirt, Winter Blue	3501.44
Trousers, Blue, Dress	3501.90
Hat, White	3501.27
Shoes, Dress, Black	3501.54
Socks, Black	3501.78
Undershirt, White	3501.101
Undershorts	3501.102
Belt, Black, w/Silver Clip	3501.2
Necktie, Black Four-in-Hand	3501.37
Buckle, Silver	3501.7
Rating Badge	4221
Ribbons	5305/5312

PRESCRIBABLE ITEMS

All-Weather Coat, Blue <sup>1</sup>	3501.1
Peacoat <sup>1</sup>	3501.41

OPTIONAL ITEMS

Cap, Ball <sup>8</sup>	3501.8
Cap, Garrison, Blue	3501.10
Earmuffs	
(w/outergarment only)	3501.22
Jacket, Black <sup>1</sup>	3501.30
Overshoes	3501.40
Scarf (w/outergarment only)	3501.43
Sweater, V-Neck, Black	3501.83
Tie Clasp/Tack	3501.87
Umbrella, Black	3501.99
Name/Identification Tag <sup>5</sup>	5201.4

OCCASIONS FOR WEAR

WORN IN WINTER FOR OFFICE WORK, WATCH-  
STANDING, LIBERTY, OR BUSINESS ASHORE WHEN  
PRESCRIBED AS UNIFORM OF THE DAY.

<FOR FOOTNOTES.>

## 3424. WINTER BLUE

### BASIC UNIFORM COMPONENTS

	ARTICLE
Shirt, Winter Blue	3501.44
Slacks, Blue, Belted <sup>2</sup>	3501.68
Cap, Combination, White	3501.9
Shoes, Service, Black <sup>2</sup>	3501.58
Socks, Black	3501.78
Brassiere	3501.6
Underpants	3501.100
Belt, Black, w/Silver Clip	3501.2
Necktie, Black	3501.34
Buckle, Silver	3501.7
Rating Badge	4221
Ribbons	5305-5312

### PRESCRIBABLE ITEMS

All-Weather Coat, Blue <sup>1</sup>	3501.1
Peacoat, Blue <sup>1</sup>	3501.41
Undershirt, White	3501.101

### OPTIONAL ITEMS

Beret	3501.3
Cap, Ball <sup>8</sup>	3501.8
Cap, Garrison, Blue	3501.10
Earmuffs	
(w/outergarment only)	3501.22
Earrings, Silver Ball	3501.23
Handbag, Black	3501.25
Handbag, Black Dress	3501.26
Hosiery, Flesh Tone	3501.29
Jacket, Black <sup>1</sup>	3501.30
Overshoes	3501.40
Scarf (w/outergarment only)	3501.43
Shoes, Dress, Black <sup>2</sup>	3501.54
Skirt, Blue, Belted <sup>2</sup>	3501.60
Slip	3501.77
Sweater, V-Neck, Black	3501.83
Umbrella, Black	3501.99
Name/Identification Tag <sup>5</sup>	5201.4

### OCCASIONS FOR WEAR

WORN IN WINTER FOR OFFICE WORK, WATCH-STANDING, LIBERTY, OR BUSINESS ASHORE WHEN PRESCRIBED AS UNIFORM OF THE DAY.

3425. WINTER WORKING BLUE

BASIC UNIFORM COMPONENTS

	ARTICLE
Shirt, Winter Blue	3501.44
Trousers, Blue, Dress	3501.90
Hat, White	3501.27
Shoes, Dress, Black	3501.54
Socks, Black	3501.78
Undershirt, White	3501.101
Undershorts	3501.102
Belt, Black, w/Silver Clip	3501.2
Buckle, Silver	3501.7
Rating Badge	4221

PRESCRIBABLE ITEMS

All-Weather Coat, Blue <sup>1</sup>	3501.1
Peacoat <sup>1</sup>	3501.41
Shoes, Safety, Black	3501.57

OPTIONAL ITEMS

Cap, Ball	3501.8
Cap, Garrison, Blue	3501.10
Earmuffs	
(w/outergarment only)	3501.22
Jacket, Black <sup>1</sup>	3501.30
Overshoes	3501.40
Scarf (w/outergarment only)	3501.43
Sweater, V-Neck, Black	3501.83
Umbrella, Black	3501.99
Name/Identification Tag <sup>5</sup>	5201.4

OCCASIONS FOR WEAR

WORN WHEN OTHER UNIFORMS WOULD BE UNSAFE OR  
BECOME UNDULY SOILED.

<FOR FOOTNOTES.>

3426. WINTER WORKING BLUE

BASIC UNIFORM COMPONENTS

	ARTICLE
Shirt, Winter Blue	3501.44
Slacks, Blue, Belted <sup>2</sup>	3501.68
Cap, Combination, White	3501.9
Shoes, Service, Black <sup>2</sup>	3501.58
Socks, Black	3501.78
Brassiere	3501.6
Underpants	3501.100
Belt, Black w/Silver Clip	3501.2
Buckle, Silver	3501.7
Rating Badge	4221

PRESCRIBABLE ITEMS

All-Weather Coat, Blue <sup>1</sup>	3501.1
Peacoat, Blue <sup>1</sup>	3501.41
Shoes, Safety, Black	3501.57
Undershirt, White	3501.101

OPTIONAL ITEMS

Beret	3501.3
Cap, Ball	3501.8
Cap, Garrison, Blue	3501.10
Earmuffs	
(w/outergarment only)	3501.22
Earrings, Silver Ball	3501.23
Handbag, Black	3501.25
Hosiery, Flesh Tone	3501.29
Jacket, Black <sup>1</sup>	3501.30
Overshoes	3501.40
Scarf (w/outergarment only)	3501.43
Shoes, Dress, Black <sup>2</sup>	3501.54
Skirt, Blue, Belted	3501.60
Sweater, V-Neck, Black	3501.83
Umbrella, Black	3501.99
Name/Identification Tag <sup>5</sup>	5201.4

OCCASIONS FOR WEAR

WORN WHEN OTHER UNIFORMS WOULD BE UNSAFE OR  
BECOME UNDULY SOILED.

<FOR FOOTNOTES.>



## 3427. UTILITIES

### BASIC UNIFORM COMPONENTS

	ARTICLE
Shirt, Utility, LS	3501.48
Trousers, Utility	3501.96
Cap, Ball	3501.8
Shoes, Safety, Black	3501.57
Socks, Black	3501.78
Undershirt, White Crew Neck	3501.101
Undershorts	3501.102
Belt, Black, w/Silver Clip	3501.2
Buckle, Silver	3501.7
Rating Badge (Embroidered)	4221
Name/U.S. NAVY Tapes	3101.5b/6

### PRESCRIBABLE ITEMS

All-Weather Coat, Blue <sup>1</sup>	3501.1
Cap, Knit (Watch)	3501.11
Jacket, Blue Working <sup>1</sup>	3501.31
Peacoat <sup>1</sup>	3501.41
Shoes, Dress, Black	3501.54
Sweater, Pullover Jersey	3501.82

### OPTIONAL ITEMS

Earmuffs	
(w/outergarment only)	3501.22
Overshoes	3501.40
Scarf (w/outergarment only)	3501.43
Shirt, Utility, SS	3501.45
Sweater, V-Neck, Black	3501.83
Umbrella, Black	3501.99

### OCCASION FOR WEAR

WORN WHEN OTHER UNIFORMS WOULD BE UNSAFE OR  
BECOME UNDULY SOILED.

<FOR FOOTNOTES.>

## 3428. UTILITIES

### BASIC UNIFORM COMPONENTS

	ARTICLE
Shirt, Utility, LS	3501.48
Trousers, Utility	3501.96
Cap, Ball	3501.8
Shoes, Safety, Black	3501.57
Socks, Black	3501.78
Brassiere	3501.6
Underpants	3501.100
Undershirt, White Crew Neck	3501.101
Belt, Black, w/Silver Clip	3501.2
Buckle, Silver	3501.7
Rating Badge (Embroidered)	4221
Name/U.S. NAVY Tapes	3101.5b/6

### PRESCRIBABLE ITEMS

All-Weather Coat, Blue <sup>1</sup>	3501.1
Cap, Knit (Watch)	3501.11
Jacket, Blue Working <sup>1</sup>	3501.31
Peacoat, Blue <sup>1</sup>	3501.41
Shoes, Service, Black	3501.58
Sweater, Pullover Jersey	3501.82

### OPTIONAL ITEMS

Earmuffs	
(w/outergarment only)	3501.22
Earrings, Silver Ball	3501.23
Handbag, Black	3501.25
Overshoes	3501.40
Scarf (w/outergarment only)	3501.43
Shirt, Utility, SS	3501.45
Sweater, V-Neck, Black	3501.83
Umbrella, Black	3501.99

### OCCASIONS FOR WEAR

WORN WHEN OTHER UNIFORMS WOULD BE UNSAFE OR  
BECOME UNDULY SOILED.

<FOR FOOTNOTES.>

3429. TROPICAL UTILITIES

BASIC UNIFORM COMPONENTS

	ARTICLE
Shirt, Utility, SS	3501.48
Shorts, Utility	3501.59
Cap, Ball	3501.8
Shoes, Dress, Black	3501.54
Socks, Knee length, Black	3501.78
Undershirt, White Crew Neck	3501.101
Undershorts	3501.102
Belt, Black, w/Silver Clip	3501.2
Buckle, Silver	3501.7
Rating Badge (Embroidered)	4221
Navy/U.S. NAVY Tapes	3101.5b/6

PRESCRIBABLE ITEMS

All-Weather Coat, Blue	3501.1
Shoes, Safety, Black	3501.57

OPTIONAL ITEMS

Helmet	3501.28
Overshoes	3501.40
Umbrella, Black	3501.99

OCCASION FOR WEAR

WORN WHEN TROPICAL WHITE WOULD BECOME UNDULY  
SOILED AND SAFETY IS NOT A FACTOR.

<FOR FOOTNOTES.>

### 3430. TROPICAL UTILITIES

#### BASIC UNIFORM COMPONENTS

	ARTICLE
Shirt, Utility, SS	3501.48
Shorts, Utility	3501.59
Cap, Ball	3501.8
Shoes, Service, Black	3501.58
Socks, Knee length, Black	3501.78
Brassiere	3501.6
Underpants	3501.100
Undershirt, White Crew Neck	3501.101
Belt, Black, w/Silver Clip	3501.2
Buckle, Silver	3501.7
Rating Badge (Embroidered)	4221
Name/U.S. NAVY Tapes	3101.5b/6

#### PRESCRIBABLE ITEMS

All-Weather Coat, Blue	3501.1
Shoes, Safety, Black	3501.57

#### OPTIONAL ITEMS

Earrings, Silver Ball	3501.23
Handbag, Black	3501.25
Helmet	3501.28
Overshoes	3501.40
Umbrella, Black	3501.99

#### OCCASIONS FOR WEAR

WORN WHEN TROPICAL WHITE WOULD BECOME UNDULY  
SOILED AND SAFETY IS NOT A FACTOR.

<FOR FOOTNOTES.>

## 3431. COVERALLS

### BASIC UNIFORM COMPONENTS

	ARTICLE
Coveralls	3501.18
Cap, Ball	3501.8
Shoes, Safety, Black	3501.57
Socks, Black	3501.78
Undershirt, White Crew Neck	3501.101
Undershorts	3501.102
Belt, Black w/Silver Clip	3501.2
Buckle, Silver	3501.7
Name/U.S. NAVY Tapes	3101.5b/6
Collar Insignia	4227

### PRESCRIBABLE ITEMS

All-Weather Coat, Blue <sup>1</sup>	3501.1
Jacket, Blue Working <sup>1</sup>	3501.31
Peacoat <sup>1</sup>	3501.41
Cap, Knit (Watch)	3501.11
Shoes, Dress, Black	3501.54
Sweater, Pullover Jersey	3501.82

### OPTIONAL ITEMS

Sweater, V-Neck, Black	3501.83
------------------------	---------

### OCCASIONS FOR WEAR

WORN WHEN OTHER UNIFORMS WOULD BE UNSAFE OR BECOME UNDULY SOILED.

THE COVERALL UNIFORM IS DESIGNED TO BE THE PRINCIPAL UNDERWAY UNIFORM OF THE DAY. WHEN WORN IN PORT, IT IS SUBJECT TO THE FOLLOWING RESTRICTIONS. WHEN WORN ABOARD SHIP, COVERALLS MAY BE WORN ON THE PIER IN THE IMMEDIATE VICINITY OF THE SHIP. ASHORE (I.E. SIMAS, SQUADRONS, AND INDUSTRIAL WORKING ENVIRONMENTS) COVERALLS MAY BE WORN IN THE IMMEDIATE WORKSPACES ONLY. COMMANDS MAY ADDITIONALLY AUTHORIZE WEAR OF THE COVERALL UNIFORM WHILE TRANSITING TO AND FROM AND USING BASE GALLEYS OR ANY OTHER EATING FACILITY WITHIN THE FENCELINE OF THE INSTALLATION AND AT PERSONNEL SUPPORT DETACHMENTS WHILE IN A DUTY STATUS. THE NAVY BLUE COVERALL UNIFORM IS NOT AUTHORIZED FOR WEAR OTHER THAN DETAILED IN THIS PARAGRAPH AND UNDER NO CIRCUMSTANCES MAY IT

BE WORN IN EITHER AN OFFICIAL OR UNOFFICIAL  
CAPACITY OUTSIDE THE CONFINES OF A MILITARY  
INSTALLATION.

<FOR FOOTNOTES.>

## 3432. COVERALLS

### BASIC UNIFORM COMPONENTS

	ARTICLE
Coveralls	3501.18
Cap, Ball	3501.8
Shoes, Safety, Black	3501.57
Socks, Black	3501.78
Brassiere	3501.6
Underpants	3501.100
Undershirt, White Crew Neck	3501.101
Belt, Black w/Silver Clip	3501.2
Buckle, Silver	3501.7
Name/U.S. NAVY Tapes	3101.5b/6
Collar Insignia	4227

### PRESCRIBABLE ITEMS

All-Weather Coat, Blue <sup>1</sup>	3501.1
Cap, Knit (Watch)	3501.11
Jacket, Blue Working <sup>1</sup>	3501.31
Peacoat <sup>1</sup>	3501.41
Shoes, Service, Black	3501.58
Sweater, Pullover Jersey	3501.82

### OPTIONAL ITEMS

Earrings, Silver Ball	3501.23
Sweater, V-Neck, Black	3501.83

### OCCASIONS FOR WEAR

WORN WHEN OTHER UNIFORMS WOULD BE UNSAFE OR BECOME UNDULY SOILED.

THE COVERALL UNIFORM IS DESIGNED TO BE THE PRINCIPAL UNDERWAY UNIFORM OF THE DAY. WHEN WORN IN PORT, IT IS SUBJECT TO THE FOLLOWING RESTRICTIONS. WHEN WORN ABOARD SHIP, COVERALLS MAY BE WORN ON THE PIER IN THE IMMEDIATE VICINITY OF THE SHIP. ASHORE (I.E. SIMAS, SQUADRONS, AND INDUSTRIAL WORKING ENVIRONMENTS) COVERALLS MAY BE WORN IN THE IMMEDIATE WORKSPACES ONLY. COMMANDS MAY ADDITIONALLY AUTHORIZE WEAR OF THE COVERALL UNIFORM WHILE TRANSITING TO AND FROM AND USING BASE GALLEYS OR ANY OTHER EATING FACILITY WITHIN THE FENCELINE OF THE INSTALLATION AND AT PERSONNEL SUPPORT DETACHMENTS WHILE IN A DUTY STATUS. THE NAVY BLUE COVERALL UNIFORM IS NOT AUTHORIZED

FOR WEAR OTHER THAN DETAILED IN THIS  
PARAGRAPH AND UNDER NO CIRCUMSTANCES MAY IT  
BE WORN IN EITHER AN OFFICIAL OR UNOFFICIAL  
CAPACITY OUTSIDE THE CONFINES OF A MILITARY  
INSTALLATION.

<FOR FOOTNOTES.>



## CHAPTER THREE

### UNIFORM COMPONENTS

#### SECTION 5: DESCRIPTION AND WEAR OF UNIFORM COMPONENTS .....3501

---

##### 3501. DESCRIPTION AND CORRECT WEAR OF UNIFORM COMPONENTS

Uniform components pertain to all personnel unless specified otherwise.

##### 1. ALL-WEATHER COAT, BLUE

a. Description. A black, single-breasted, beltless, water repellent coat made of 65%/35% poly/cotton poplin fabric. The coat has epaulets, tabs on cuffs, and a zip-out lining. Women's coats button to the left and men's coats button to the right.

b. Correct Wear. Button all buttons except the collar button. Collar button may be buttoned in inclement weather. When wearing the all-weather coat, the clear plastic combination cap rain cover may be worn. For insignia, officers see <article 4103>, CPOs see <article 4213> and E6 and below see <article 4227>.

c. Ownership Markings. Inside on lining, 3 inches below collar seam, and inside on outer shell on manufacturer's tag, 5 inches from bottom left front.

##### 2. BELT WITH CLIP

a. Description. Plain cloth or webbing, same color as uniform, 1-1/4 inch wide (men), 1 inch wide (women), and fitted with clip (gold for officers/CPOs and silver for E6 and below). A cotton or nylon web belt may be worn with all uniforms. If a cloth belt is worn, fabric shall match the uniform.

b. Correct Wear. Wear the belt through all loops. Men wear the belt with clip to the LEFT of the buckle and women wear the belt with clip to the RIGHT of the buckle.

c. Ownership Markings. Inside near clip.

##### 3. BERET (Women)

a. Description. A black, semirigid, feminine style beret.

b. Correct Wear. Wear the beret toward the front of the head, approximately 3/4 inch from the forehead hairline, and tilted slightly to the right. Align insignia above the left eye. For cap insignia, officers see <article 4311>, CPOs see <article 4321>, and E6 and below see <article 4331>.

c. Ownership Markings. On designated nameplate.

4. BOAT CLOAK (Men Officers/CPOs)

a. Description. Made of dark blue woolen fabric, three-quarters of a circle, with a circular bent collar, and extending 2 inches below the kneecap. May be water repellent. Cloak is closed at the neck with hooks and eyes and on the chest by one set of silk or mohair fasteners.

b. Correct Wear. Wear with all fasteners closed.

5. (BLANK)

6. BRASSIERE (Women)

a. Description. Shall be white or wearer's skin tone when worn with white shirts, otherwise, color is optional.

b. Correct Wear. Wear right side out with all uniforms and with all fasteners secured.

c. Ownership Markings. Last name and last four digits of SSN in black ink on inside lip of glove.

7. BUCKLE

a. Description

(1) **Officers/CPOs**. A plain gold anodized Navy belt buckle is authorized for inspections and ceremonial functions. A plain or decorated gold buckle with appropriate naval insignia, designs, or devices to which the wearer is entitled, the individual's present command, or if stationed ashore a previous sea command/squadron may be authorized for optional wear.

(2) **E6 and Below**. A plain silver anodized Navy belt buckle is authorized for inspections and ceremonial functions. A plain or decorated silver buckle, with appropriate naval insignia, designs, or devices to which the wearer is entitled, the individual's present command, or if stationed ashore a previous sea command/squadron may be authorized for optional wear.

b. Correct Wear

(1) Men. Wear the buckle so that the belt clip end touches the LEFT side of the buckle. Align the right side of the buckle with the opening of the shirt and opening of the fly, forming a straight line. When authorized to wear a decorated buckle which is larger than the standard Navy buckle, it shall be worn centered with the clip end concealed.

(2) Women. Wear the buckle so that the belt clip end touches the RIGHT side of the buckle. Align the left side of the buckle with the opening of the shirt forming a straight line. When authorized to wear a decorated buckle which is larger than the standard Navy buckle, it shall be worn centered with the clip end concealed.

8. CAP, BALL

a. Description. Made of standard navy blue, wool, synthetic, or blended fabric. The cap shall be a conventional baseball cap style with NAVY embroidered or sewn in approximately 1-1/4 inch gold block letters centered on the front and may have adjustable hat band and mesh back section. NAVY logo may be substituted with the command name, designation, and/or command logos in good taste. If the individual's name is affixed, it is centered on the back of the cap in sewn or embroidered letters. The lettering may be in traditional command colors. The cap may be worn with civilian attire on or off base, without insignia. Authorized position held or rank titles (i.e., CO, XO, CMC, Plankowner, CHENG, OPS, DECK LCPO, etc.) or rank/rate with surname that are professional and in good taste may be centered on the back of the cap in sewn or embroidered letters and the lettering may be in traditional command colors. (No nicknames.) Ball caps with titles are not authorized for wear with civilian attire. Visor ornamentation is authorized for officers.

b. Insignia. Officers may wear miniature size cap insignia and chief petty officers may wear the garrison cap insignia. E4-E6 personnel may wear insignia consisting of a silver eagle and chevron(s). Petty officers entitled to wear gold rating badges and service stripes on their Service Dress Blue uniform may wear gold chevrons vice silver on their cap device.

c. Correct Wear. Wear squarely on the head, with bottom edge parallel to and 1-1/2 inch above the eyebrows.

d. Ownership Markings. Initials and last four digits of owner's SSN on sweatband.

9. CAP, COMBINATION

a. Description

(1) Men Officers/CPOs. A military style cap with black visor, rigid standing front, flaring circular rim and black cap band worn with detachable khaki, green or white cap cover, as required. Fabric match of cap cover and uniform is not required. When wearing an all-weather coat, a clear or blue plastic combination cap rain cover may be worn. For hat band insignia/ornamentation, see <articles 4311> for officers and <4321> for CPOs.

(2) Women. A military style cap with black visor, circular brim with rigid upsweep sides and black cap band worn with detachable white or khaki cap cover, as required. When wearing an all-weather coat, a clear plastic combination cap rain cover may be worn. For hat band insignia/ornamentation, see <articles 4311> for officers, <4321> for CPOs, and <4331> for E6 and below.

b. Correct Wear. Wear squarely on the head, with bottom edge parallel to and 1-1/2 inch above the eyebrows.

c. Ownership Markings. On designated nameplate.

10. CAP, GARRISON, BLUE (All), KHAKI, GREEN (Officers/CPOs)

a. Description. Fore and aft cap made of same fabric and color as uniform with which worn. Optional wear of men's style garrison cap is authorized for women with corresponding uniforms. Women's style blue garrison cap (concaved style made of 55/45 percent poly/wool) phased out 1 October 2002.

b. Insignia. For cap insignia, see <article 4311> for officers, <4321> for chief petty officers, and <4331> for E6 and below personnel.

c. Correct Wear. Wear squarely on the head, with fore and aft crease centered vertically between the eyebrows and the lowest point approximately 1 inch above the eyebrows.

d. Ownership Markings. On designated nameplate.

11. CAP, KNIT (WATCH) (E6 and Below)

a. Description. Made of navy blue wool, closely knitted, bell shaped, pullover style, 11 to 12 inches long, 8-1/4 inches wide at bottom, with 5/8 inch border.

b. Correct Wear. Wear squarely on the head, double folded approximately 2-1/2 inches - 3 inches, with the bottom edge parallel to and 1-1/2 inches above the eyebrows.

c. Ownership Markings. Initials and last four digits of SSN, on a label on the inside.

12. CAPE (Women)

a. Description. Made of navy blue woolen fabric, fully lined with gold cloth (maroon cloth for Nurse Corps), and with a velvet collar.

b. Correct Wear. Wear closed at the neck with hooks and eyes, and at the breast with fasteners.

13. COAT, AVIATION GREEN (Officers/CPOs)

a. Description. A single-breasted coat of conventional length made from forest green authorized fabric, with notched lapels and roll collar. The back seam has an open vent below the belt. The coat is cut to fit the figure, with a bellows pleat in the side seams of the back, and has four outside pockets with flaps, fastened by 22-1/2-line Navy eagle bronzed buttons. The two upper pockets are sewn flat and the lower pockets are bellows style. A 2 inch wide sewn down belt of same fabric, circles the waist. Shoulder straps are fastened at inner end by a 22-1/2-line Navy eagle bronzed button. Required buttons are described in <article 5403>.

b. Correct Wear. Button all buttons. Coat may be removed in immediate office/work spaces. If coat is removed, shirt collar insignia are required.

14. COAT, DINNER DRESS BLUE JACKET

a. Description. A single-breasted, long sleeved, mess jacket made from authorized navy blue fabric.

(1) Men. Jacket is semi-peaked with narrow lapels and the back tapered to a point. There are three 35-line, Navy eagle, buttons down each side of the front, with a front closure held in by buttons placed inside each front facing secured with an elastic closure (older style). Newer style jacket is without buttons placed inside each front facing and is secured with two 28-line Navy eagle gilt buttons with a link chain closure. Buttons are gold for officers/CPOs and silver for E6 and below. Required buttons are described in <article 5403>.

(2) Women. Jacket is bolero style and has a narrow shawl collar. There are three 22-1/2-line Navy eagle buttons down each side

of the front, without front closure. Buttons are gold for officers/CPOs and silver for E6 and below. Required buttons are described in <article 5403>.

b. Correct Wear. Officer/CPO men wear with gold elastic or link chain closure; E-6 and below men wear with black or silver elastic or link chain closure fastened. Women wear jacket open. For insignia, see <article 4101> for officers, <4211> for chief petty officers, and <4221> for E6 and below.

15. COAT, DINNER DRESS WHITE JACKET

a. Description. A single-breasted, long sleeved, mess jacket made from authorized plain white fabric.

(1) Men. Jacket is semi-peaked with narrow lapels with the back tapered to a point, and loops for shoulder boards. There are two 35-line, Navy eagle, buttons down each side of the front, with a front closure held together by two 28-line Navy eagle buttons with a link approximately 3/4 inch long. Buttons are gold for officers/CPOs and silver for E6 and below. Required buttons are described in <article 5403>.

(2) Women. Jacket is bolero style and has a narrow shawl collar. There are three 22-1/2-line Navy eagle buttons down each side of the front, without front closure. Buttons are gold for officers/CPOs and silver for E6 and below. Required buttons are described in <article 5403>.

b. Correct Wear. Men wear held together using two 28-line Navy eagle buttons with a link approximately 3/4 inch long fastener. Women wear jacket open. For insignia, see <article 4101> for officers, <4211> for chief petty officers, and <4221> for E6 and below.

16. COAT, SERVICE DRESS BLUE (Men Officers/CPOs and  
and All Women)

a. Description

(1) Men. A double-breasted coat made of authorized navy blue fabric with three outside pockets, one on each hip and one on left breast, and three 35-line Navy eagle gilt buttons down each forefront. Officer's coat has a sword slit over the left hip. Required buttons are described in <article 5403>.

(2) Women. A single-breasted coat made of authorized navy blue fabric with one welt left breast pocket, and four 35-line Navy eagle buttons on the left front. Buttons are gold for officers/CPOs and silver for E6 and below. Officer's coat has a sword slit over the left hip. Required buttons are described in <article 5403>. The coat with two breast pocket flaps may be worn as long as serviceable. E-6 and below 55/45% poly/wool tropical, 9.0-oz fabric will phase-out on 1 Oct 03.

b. Correct Wear. Button all buttons. Coat may be removed in immediate office space. Commanders/commanding officers should specify the areas within the command where coats are required. For insignia, see <article 4101> for officers, <4211> for chief petty officers, and <4221 or 4222> for E6 and below.

c. Ownership Markings. On designated name label.

#### 17. COAT, SERVICE DRESS WHITE (Officers/CPOs)

##### a. Description

(1) Men. A single-breasted, standing collar coat made of authorized plain white, lightweight fabric, two breast patch pockets with pointed button down flaps fastened by detachable 22-1/2-line Navy eagle gilt buttons, and five detachable 35-line Navy eagle gilt buttons on right front. and form fitting. Officer's coat has sword slit over left hip and loops for shoulder boards. Required buttons are described in <article 5403>.

(2) Women. Made of authorized white, lightweight fabric in the same style as the Service Dress Blue coat.

##### b. Correct Wear

(1) Men. Button all buttons and fasten the collar.

(2) Women. Button all buttons. Coat may be removed in immediate office space. Officers wear soft shoulder boards on the epaulettes white dress shirt. Commanders and commanding officers should specify the areas within the command where coats are required.

#### 18. COVERALLS (NAVY)

a. Description. Made of 65/35% Navy blue poly/ cotton fabric with zippered front, buttoned long sleeves, belt loops, and two side pockets and two back pockets.

b. Correct Wear. Close zipper all the way, button sleeves and wear a belt through all loops. Coveralls shall hang approximately

2 inches from the floor at the back of the shoe. Coveralls should be tailored to include a 2 inch hem to provide material for adjustments. Embroidered tapes (i.e., name, U.S. NAVY, breast insignia (if worn), collar devices, etc.) are required. Present command crest/logo patch may be worn optionally, centered on the right breast pocket. Embroidery directly onto the Navy coveralls fabric is not authorized. Refer to articles <3101.5b>, <3101.6>, <4104>, <4212> and <4227>. Sleeves may be rolled up at the option of local commanders. When authorized, sleeves will be rolled with the inside out, forming a roll approximately 3 inches wide, and terminating at a point approximately 2 inches above the elbow. Men wear the belt with clip to the LEFT of the buckle and women wear the belt with clip to the RIGHT of the buckle. The buckle is centered on the zipper flap. When authorized to wear a decorated buckle which is larger than the standard Navy buckle, it shall be worn centered with the clip end concealed.

c. Ownership Markings. On the waistband inside front at the right of center line. Also, owner's last name shall be embroidered on a name tape, centered approximately 1/4 inch above the right front pocket (measured from the bottom of the lettering to the top stitch of the pocket). U.S. NAVY shall be embroidered on a tape, centered approximately 1/4 inch above the left front pocket (measured from the bottom of the lettering to the top stitch of the pocket). Refer to articles <3101.5> and <3101.6>.

#### 19. CUFF LINKS

a. Description. Link or stud pattern of conservative design. Cuff links are gold for officers/CPOs and silver or black for E6 and below, except mother-of-pearl cuff links are worn with Formal Dress (white tie).

b. Correct Wear. Wear with the face of the cuff link directed outboard from the wearer.

#### 20. CUMMERBUND

a. Description. Plain, pleated, to fasten in the back. Cummerbund is gold for officers/CPOs and black for E6 and below. Wear a wraparound style with Tropical Dinner Dress Blue uniform. An adjustable cummerbund is authorized with Formal Dress and Dinner Dress Jacket uniforms.

b. Correct Wear. Wear with pleats up, around the waist overlapping the skirt/trouser top at least 1 inch.

c. Ownership Markings. On the inside.



21. DUFFEL BAG

a. Description. Olive drab cotton or nylon with two carrying straps.

b. Ownership Markings. Along the short strap on the outer side, and on the opposite side from the carrying strap, centered one foot from the top.

22. EARMUFFS

a. Description. Plain, Navy blue cloth earmuffs with black elastic retainer.

b. Correct Wear. Wear earmuff retainer underneath the cap/hat.

23. EARRINGS, BALL, PEARL (Women)

a. Description. All earrings (ball or pearl) must be 4mm - 6mm (approximately 1/8 inch - 1/4 inch). Ball earrings may be plain with shiny or brushed matte finish, screw-on or post type. Ball earrings are yellow gold for officers/CPOs and silver for E6 and below. Pearl earrings have one small single white pearl.

b. Correct Wear. Pearl earrings may be worn with Dinner Dress or Formal uniforms; ball earrings may be worn with all other uniforms. Only one earring may be worn per ear, centered on the earlobe.

24. GLOVES, BLACK, WHITE

a. Description. Black gloves are made of smooth leather or smooth synthetic leather; white gloves are made of authorized fabric. Glove stitching is the same color as the basic glove material.

b. Correct Wear. Black leather gloves are worn, never carried. White gloves (when required) may be worn or carried with uniforms. Gloves are removed to shake hands.

c. Ownership Markings. Center last name and last four digits of SSN in black ink on inside lip of glove.

25. HANDBAGS, BLACK, BROWN, WHITE (Women)

a. Description. Women may wear civilian handbags while in uniform in the manner prescribed below. The handbag must be of plain black, brown, white grain leather or synthetic leather, rectangular in shape and designed with a flap. The color of the handbag will match the color of the shoes worn. Dimensions must be between 7 1/2 to 12 inches in width, 5 1/2 to 8 inches in height, and 2 to 3 1/2 inches deep. Exotic materials such as eel, alligator, or ostrich skin are

not authorized. The handbag may not have any visible ornamentation, decorative stitching, embossed design, or manufacturer's logo. The closure hardware will be brass-plated or gold-colored. If the flap has a closure, it must be a clasp (no buckles, zippers or string ties are allowed). The strap will be of the same material as the purse and may have a gold-colored or black-colored buckle. Handbags may be procured from commercial sources, provided the above criteria is followed.

b. Correct Wear. Carry over the left shoulder or forearm, placing the top of the handbag at waist level.

c. Ownership Markings. On manufacturer's tag inside the large pocket.

26. HANDBAGS, BLACK, WHITE DRESS (Women)

a. Description. A small clutch type black or white handbag. A collapsible inside handle is optional.

b. Correct Wear. Officers/CPOs are required to carry the dress handbag with dinner and formal dress uniforms. Enlisted women E6 and below may carry the dress handbag optionally with dinner dress uniforms. May be carried with service uniforms.

27. HAT, WHITE (Men E6 and below)

a. Description. Made of white cotton twill with rounded crown and full-stitched brim.

b. Correct Wear. Wear squarely on the head with the lower front edge approximately 1-1/2 inch above the eyebrows and not crushed, bent, or rolled.

c. Ownership Markings. In the back of the brim. When brim is turned down, next to the seam between brim and crown so marking will not show when brim is turned up.

28. HELMET

a. Description. A conventional style tropical helmet, the same color as the uniform (khaki or white), with a chin strap. For insignia, see <article 4311> for officers, <4321> for chief petty officers, and <4331> for E6 and below.

b. Correct Wear. Wear squarely on the head.

29. HOSIERY (Women)

a. Description. Made of nylon, wearer's skin tone, undecorated and seamless. They may be panty/hose combination.

- b. Correct Wear. Wear right side out.
- c. Ownership Markings. Initials only, near the top.

30. JACKET, BLACK/JACKET, KHAKI WINDBREAKER

a. Description

(1) Black (Officers/CPOs). A black jacket, 55/45% poly/wool with a stand-up knit collar and knit cuffs and bottom. Jacket is single-breasted with a zipper front closer, two inverted slant pockets, and shoulder epaulets.

(2) Black (E6 and Below). A black jacket, 55/45% poly/wool with a pointed collar and knit cuffs and bottom. Jacket is single-breasted with a zipper front closer, two inverted slant pockets, and no shoulder epaulets.

(3) Khaki Windbreaker (Officers/CPOs). A single-breasted, short style jacket, made of water repellent poly/cotton poplin cloth. It has a plain collar, two pockets located on side fronts, a zipper and a collar button closure.

b. Correct Wear. Close zipper at least 3/4 of the way. Button collar button back when not in use. May be worn with liner. For insignia, officers see <article 4103>, CPOs see <article 4213> and E6 and below see <article 4227>. Patches and name tags are not authorized for wear on jackets.

c. Ownership Markings. Inside of the hem at the right on the center line on the back.

31. JACKET, BLUE WORKING

a. Description. Made of navy blue (black in appearance) authorized fabric, with zipper/hook and pile closure, side pockets, knit wristlets and bodice, and pointed collars.

b. Correct Wear. Close the zipper/velcro at least 3/4 of the way. A rating badge without a specialty mark is worn as described in <article 4221>. Two military organizational patches may be worn on the jacket: (1) the patch of the present command to which assigned centered on the left breast and (2) a second unit patch of the individual's choice and acceptable to the present command may be centered on the right breast.

c. Ownership Markings. Center stencil in white on the inside of hem at the right of the center line of the back. The owner's last name shall be embroidered in white on a name tape or directly into the fabric centered on the right side, approximately 3

inches above a straight horizontal line connecting the arm pits of the jacket. Refer to <article 3101.5b>.

32. JUMPER, BLUE DRESS (Men E6 and Below)

a. Description. Made of dark blue 100% wool serge, loose fitting, open at the neck and with a square sailor collar. Jumper has a front and back yoke with one welt style pocket outside on the left front. Bottom is finished with a turn-up hem and covers all but the lowest button on each side of broadfall trousers. Collar is trimmed with three stripes of white tape, each 3/16 inch wide and 3/16 inch apart with outer stripe 1/4 inch from collar edge. Sleeves have two button cuffs, trimmed with three stripes of white tape, each stripe 3/16 inch wide and 3/16 inch apart, centered horizontally on the cuff and blocked off each end by a perpendicular white stripe 3/16 inch wide, connecting the ends of the horizontal stripes. Distance from outer edge of perpendicular stripe cuff's open end is approximately 1-3/8 inches. Buttons are 25-line, black, with anchors.

b. Correct Wear. Wear jumpers hanging straight at the sides, fitting comfortably across the shoulders without binding the armholes, and covering all but the lowest button on each side of the broadfall trousers. Sleeves are bloused so the bottom edge of the buttoned cuff cover the wrist bone when the elbow is bent across the front of the body. When wearing an outer garment, the jumper collar is inside the garment. An inverted sleeve crease extends down the arm at the inside and outside edges. The body of the jumper has an outward crease in the front, inverted crease in the back, and the collar has three, evenly spaced outward vertical creases. When fitting the jumper to the individual, the unbuttoned cuff's edge shall reach the knuckles at the base of the fingers with hands hanging naturally at sides.

c. Ownership Markings. Turn the Jumper inside out, front down, collar out facing away from you. Using contrasting color ink, center last name and last four digits of SSN left to right and 1/4 inch below the collar seam.

33. JUMPER, WHITE DRESS (E6 and Below)

a. Description. Made of white 100% polyester, (Certified Navy Twill) fabric, with square, plain sailor collar, an open neck, and sleeves cut square at cuff openings. Jumper should hang straight. Made with one welt pocket on left front and one dummy closed welt pocket on right front which has inside swing pocket and button flap closure.

b. Correct Wear. Wear fitting comfortably across the shoulders and bust without binding at armholes. An inverted sleeve crease extends down the arm at inside and outside edges. Body of the jumper has an outward crease in the front, inverted crease in the back, and the collar has three, evenly spaced outward vertical creases. Sleeves hang straight and long enough to cover the wrist bone. The bottom of the jumper should be loose fitting at the hips with the hem falling within one inch above the bottom of the side pocket opening on the jumper slacks. When wearing an outer garment, the collar is inside the garment.

c. Ownership Markings. Turn the Jumper inside out, front down, collar out facing away from you. Using a contrasting color ink, center the last name and last four digits of SSN left to right and 1/4 inch below the collar seam.

34. NECKTIE (NECKTAB), BLACK (Women)

a. Description. Navy blue necktie (necktab) made of authorized fabric.

b. Correct Wear. The necktab's outer edges should be parallel to the outer edges of the collar. An equal amount of necktab should show on each side of the collar.

c. Ownership Markings. Center back, inside.

35. NECKTIE, BLACK DRESS (Women)

a. Description. A small, crescent shaped, black, velvet ribbon tapering to each edge from 1 inch width at center.

b. Correct Wear. Wear under the collar with the front slightly above the top of the shirt.

36. NECKTIE, BOW, BLACK (Men)/WHITE (Men Officers)

a. Description. Shall be plain style with square ends between 2 inches and 2-3/4 inches in vertical width. May be clip-on or hand tied.

b. Correct Wear. Bow tie should cover the top shirt button.

37. NECKTIE, BLACK FOUR-IN-HAND (Men)

a. Description. Made of authorized fabric measuring no more than 3-1/4 inches wide. May be clip-on or hand tied.

b. Correct Wear. Wear hand tied knotted with either a four-in-hand, half windsor or windsor knot. Wear the top of the knot parallel to and slightly above the top of the shirt collar closure, hiding the shirt button. The bottom hangs within 1 inch of the top of the belt buckle. The tie does not cover the belt buckle.

c. Ownership Markings. Center last name and last four digits of SSN in white ink on the center back, inside.

38. NECKERCHIEF (E6 and Below)

a. Description. A 36 inch square made of plain black silk, or synthetic fabric.

b. Correct Wear. Fold diagonally from corner to corner and roll continuously to end. Wear the rolled neckerchief with a large square knot, tied at the bottom of the V-neck opening of jumper, with ends of the neckerchief even. (See <Figure 3-5-1>). Cheater knots are not authorized. Upper edge of the knot should be even with point where the collar opens.

c. Ownership Markings. Center last name and last four digits of SSN in white ink across the center before folding.

39. OVERCOAT, BLUE

a. Description

(1) Men Officers/CPOs. A double-breasted coat made of blue woolen fabric. May be water repellent treated and fitted with removable sleeveless liner. Extends one-third the distance from kneecap to ground, shaped at waist, held by a two section half-belt at back with the end of the belt overlapped and fastened with two 40-line Navy eagle, gilt buttons. There is a sword slit over left hip, a vertical slash side pocket on each front, and a single row of five 40-line Navy eagle, gilt buttons down each forefront. The collar is made so that the coat may be buttoned to the neck. There are two loops on each shoulder for hard shoulder boards. Required buttons are described in <article 5403>.

(2) Women Officers/CPOs. A double-breasted, water repellent coat made of dark blue napped woolen or worsted fabric, and may be fitted with a removable sleeveless liner. The overcoat has a single row of four 40-line Navy eagle, gilt buttons on each forefront. A strap on each shoulder is fastened at inner end by a 24-line black plastic button. Required buttons are described in <article 5403>.

b. Ownership Markings. On designated nameplate; and inside left front panel.

40. OVERSHOES/RAIN OR SNOW BOOTS

a. Description. Overshoes are black rubber, conventional, low cut style. Rain or snow boots are made of plain black vinyl or leather and may be from mid calf to knee high.

b. Correct Wear. Close all fasteners. Wear only during inclement weather with an outer garment and remove indoors.

c. Ownership Markings. Initials only inside, near top.

41. PEACOAT (E6 and Below)

a. Description

(1) Men. A double-breasted, hip length coat made of dark blue authorized fabric with a convertible collar, a set-in pocket in each forefront, and a single row of four 35-line black plastic anchor buttons down the right front and three on left. Men's peacoat buttons to the right. For insignia see <article 4221>.

(2) Women. A double-breasted, hip length coat made of dark blue authorized fabric with a convertible collar, shoulder epaulets, a set-in pocket in each forefront, and a single row of four 35-line black plastic anchor buttons down the left front and three on right. Women's peacoat buttons to the left. Women may wear either the men's peacoat (without epaulets) or the women's peacoat (with epaulets) as long as serviceable. For insignia see <article 4221>.

b. Correct Wear. Button all buttons except collar button. Collar button may be buttoned in inclement weather. Wear the jumper collar inside the coat. Sleeves are to reach about three-quarters of distance from the wrist to the knuckles when arms hang naturally at the sides. For insignia, see <article 4221>.

c. Ownership Markings. Center last name and last four digits of SSN three inches from and parallel to the bottom edge of the peacoat.

42. REEFER (Officers/CPOs)

a. Description

(1) Men. A double-breasted, hip length coat made of dark blue authorized fabric with a convertible collar, a set-in pocket in each forefront, and a single row of four 35-line or 40-line buttons on

right front and three on left. Men's reefer buttons to the right. Two loops on each shoulder hold officer's hard shoulder boards. Required buttons are described in <article 5403>.

(2) Women. A double-breasted, hip length coat made of dark blue authorized fabric with a convertible collar, shoulder epaulets, a set-in pocket in each forefront, and a single row of four 35-line or 40-line buttons on left front, and three on right. Women's reefer buttons to the left. Epaulets on each shoulder hold officer's hard shoulder boards. Women may wear either the men's reefer (with two loops) or the women's reefer (with epaulets) as long as serviceable. Required buttons are described in <article 5403>.

b. Correct Wear. Button all buttons except collar button. Collar button may be buttoned in inclement weather. Sleeves are to reach about three-quarters of distance from the wrist to the knuckles when arms hang naturally at side. For insignia, see <article 4103> for officers. CPOs wear no insignia.

43. SCARF, WHITE

a. Description. Plain white scarf made of knitted or woven silk or synthetic fabric.

b. Correct Wear. May be worn under reefers/ peacoats, all-weather coats, overcoats, or jackets.

c. Ownership Markings. Center back, inside.

44. SHIRT, BLUE, WINTER

a. Description. Made of plain navy blue authorized fabric, with long sleeves and two breast pockets with flaps fastened with 25-line black anchor buttons. Collar points measure no more than 3-1/4 inches and have a medium spread. Women's shirts button to the left and men's shirts button to the right.

b. Correct Wear. Winter Blue button all buttons, tie/ribbons required. Winter Working Blue unbutton top collar button, tie/ribbons not worn.

c. Ownership Markings. Vertically, beginning 1 inch from the bottom on the inner side of the front fold on which the buttons are sewn.

45. (BLANK)

46. SHIRT, KHAKE, SERVICE (Officers/CPOs)



a. Description. Made of authorized fabric, with short sleeves, two breast pockets with button flaps, and an open collar forming a V-neck. Women's shirts button to the left and men's shirts button to the right. The shirt and trousers/slacks/skirt fabric must match (i.e. poly/cotton with poly/cotton, CNT with CNT and poly/wool with poly/wool). Effective 1 October 1999, poly/cotton may be worn only as Working Khaki (excluding maternity).

b. Correct Wear. Button all buttons.

47. SHIRT, KHAKE, WORKING (Officers/CPOs)

a. Description. Made of authorized fabric, with two breast pockets with button flaps. The short sleeve shirt will have an open collar forming a V-neck. The long sleeve will have a button closure at the neck. May be either long or short sleeve as prescribed. Women's shirts button to the left and men's shirts button to the right.

b. Correct Wear. Button all buttons except the collar button on the long sleeve shirt when worn with Working Khaki uniform.

48. SHIRT, UTILITY (E6 and Below)

a. Description. Long sleeved shirt made of 65/35 percent poly/cotton blend (chambray), with two breast patch pockets with flaps buttoned, front placket, and six 22-line buttons down right front. Short sleeve shirts optional if authorized. Women's shirts button to the left and men's shirts button to the right.

b. Correct Wear. Button all buttons except top button. Embroidered tapes (i.e., name, U.S. NAVY, breast insignia (if worn) and embroidered rating badge are required. Embroidery directly onto the fabric is not authorized. (Refer to articles <3101.5b>, <3101.6> and <4221>.)

c. Ownership Markings. Vertically, beginning 1 inch from the bottom on the inner side of the front fold where the buttons are sewn. Also, owner's last name shall be embroidered in black on a name tape, centered approximately 1/4 inch above the right pocket (measured from the bottom of the lettering to the top stitch of the pocket flap). U.S. NAVY shall be embroidered in black on a tape, centered approximately 1/4 inch above the left pocket (measured from the bottom of the lettering to the top stitch of the pocket flap).

d. Breast Insignia. Refer to <article 5201.4b>.

49. SHIRT, WHITE, DRESS

a. Description

(1) Men Officers/CPOs. Made of plain white authorized fabric, with long sleeves with plain buttons, convertible or French cuffs, with epaulets, and with a single left breast pocket without pocket flap. Collar points measure no more than 3-1/4 inches with a medium spread.

(2) Women. Made of plain white authorized fabric, with plain buttons, short or long sleeves with plain buttons, two breast pockets with button flaps, and epaulets. Collar points measure no more than 3-1/4 inches with a medium spread. A quality improved white dress long sleeve shirt, made of 60/40 percent cotton/polyester fabric, designed with a lower neckline, center front covered button placket, and one-piece front, has been approved as a replacement for the present shirt. (Available in the summer of 2001.) The present style shirt will phase out 1 October 2003.

b. Correct Wear. Button all buttons. Officers and CPOs wear appropriate soft shoulder boards on the epaulets.

c. Ownership Markings. Vertically, beginning 1 inch from the bottom on the inner side of the front fold on which the buttons are sewn.

50. SHIRT, WHITE, FORMAL (Women)

a. Description. A plain white formal dress shirt with tuxedo pleats and French cuffs. Plain shirt studs and cuff links are required for dinner dress jacket uniforms (gold for officers/CPOs; black or silver for E6 and below). Old style ruffled shirt will phase out 1 October 2003.

b. Correct Wear. Wear with all studs, buttons and cuff links fastened.

51. SHIRT, WHITE, FORMAL (Men)

a. Description. A plain white formal dress shirt with a turndown collar and a plain stiff or wide pleated soft front. Plain shirt studs and cuff links are required with dinner dress jacket uniforms (gold for officers/CPOs; black or silver for E6 and below).

b. Correct Wear. Wear with all studs, buttons and cuff links fastened.

52. SHIRT, WHITE, FORMAL WING COLLAR (Men Officers)

a. Description. A stiff-bosomed plain or pique, unpleated white formal dress shirt, with a wing collar. Plain white shirt studs (mother-of-pearl) and cuff links (mother-of-pearl) are required.

b. Correct Wear. Button all buttons and fasten all studs and cuff links.

53. SHIRT, WHITE, SUMMER

a. Description

(1) Men. Made of plain white authorized fabric, with short sleeves, two breast pockets with button flaps, and an open collar forming a V-neck. Collar points measure no longer than 3-1/4 inch with a medium spread. Officers wear shirts with hard shoulder board straps; enlisted wear shirts without shoulder board straps. The shirt and trouser fabric must match (i.e. poly/cotton with poly/cotton, CNT with CNT).

(2) Women. Made of plain, white authorized fabric, with short sleeves, two breast pockets with button flaps, epaulets, and a convertible collar. Collar points measure no more than 3-1/4 inches with a medium spread. The shirt and skirt/slacks fabric must match (i.e. poly/ cotton with poly/cotton, CNT with CNT).

b. Correct Wear. Men button all buttons; women button all buttons except the top collar button. Officers wear appropriate hard shoulder boards.

c. Ownership Markings. Vertically, beginning 1 inch from the bottom on the inner side of the front fold on which the buttons are sewn.

54. SHOES, DRESS (BLACK/BROWN/WHITE)

a. Description

(1) Men. Plain toed, oxford style black, brown, or white, low quarter, lace shoe, made of smooth leather or synthetic leather. The heel shall be an outside heel 3/4 inch - 7/8 inch high with a flat sole.

(2) Women. Plain black, brown or white dress pumps made of smooth leather or synthetic leather, with closed heels and toes. Heels shall be no higher than approximately 2-5/8 inches nor less than

approximately 5/8 inch measured from the forward edge, and no wider than approximately 1-3/4 inches at the base. Sole shall be no thicker than approximately 1/4 inch. Wedge heels are not authorized.

b. Correct Wear. Keep well shined and in good repair. Men lace shoes from inside out through all eyelets and tie.

(1) For shipboard restrictions, refer to <article 1101.5>.

(2) Navy certified brown leather shoes and khaki socks are optional for personnel E-7 and above with khaki and aviation working green uniforms.

c. Ownership Markings. Initials only inside, near the top.

55. SHOES, FORMAL, BLACK (Women)

a. Description. Plain black pumps with closed heels and toes, of suede, silk or peau de soie meeting the same heel requirements as the black dress pumps.

b. Correct Wear. Keep clean and in good repair.

56. SHOES, FORMAL, BLACK, FLAT (Women)

a. Description. Plain black formal dress flat shoes with closed heels and toes, made of suede, silk, or peau de soie.

b. Correct Wear. Keep clean and in good repair.

57. SHOES, SAFETY, BLACK

a. Description. Plain toed, laced safety shoes, made of water resistant leather. Outsoles constructed from nitrile rubber which is inherently heat and flame resistant.

b. Correct Wear. Keep clean, well blackened, and in good repair. Lace shoes from inside out through all eyelets and tie.

c. Ownership Markings. Initials only inside, near the top.

58. SHOES, SERVICE (BLACK/BROWN/WHITE) (Women)

a. Description. Plain or moccasin stitch toed, oxford style black, brown, or white, low quarter, lace shoe, made of smooth leather or synthetic leather. The heel shall be an outside heel 5/8 inch - 1 inch high, and the sole shall be 3/16 inch - 3/8 inch thick. Wedge heels are not authorized.

b. Correct Wear. Keep well shined and in good repair. Lace shoes from inside out through all eyelets and tie.

(1) For shipboard restrictions, refer to <article 1101.5>.

(2) Navy certified brown leather shoes and khaki socks are optional for personnel E-7 and above with khaki and aviation working green uniforms.

#### 59. SHORTS

##### a. Description

(1) Khaki (Officers/CPOs). Refer to description <articles 3501.73> and <3501.95>.

(2) Utility E6 and Below. Refer to description <article 3501.96>.

(3) White. Refer to description <articles 3501.76> and <3501.98>.

b. Correct Wear. Same correct wear as slacks/trousers except hem 2 inches above the crease behind the knee.

#### 60. SKIRT, BLUE, BELTED (Women)

a. Description. A plain, navy blue, belted skirt made of authorized fabric, with two welt pockets in upper front and a zipper in back.

b. Correct Wear. Length may range from 1-1/2 inches above to 1-1/2 inches below the crease behind the knee. Wear belted skirts with the zipper centered in back and a belt through all loops. For shipboard restrictions, refer to <article 1101.5>.

c. Ownership Markings. Center last name and last four digits of SSN on the right rear pocket, in contrasting ink above the manufacturer's tag.

#### 61. SKIRT, BLUE, FORMAL (Women)

a. Description. A plain, blue, floor length, six gored skirt made of authorized fabric, with optional slit(s) on either side no higher than mid calf.

b. Correct Wear. Wear zipper on the left side. For shipboard restrictions, refer to <article 1101.5>.

c. Ownership Markings. Center in front, inside on the waistband.

62. SKIRT, BLUE, UNBELTED (Women)

a. Description. A plain, blue, six gored skirt made of authorized fabric, with a waistband pocket in the upper right front. The welt pocket style may be worn as long as serviceable. Skirt matches the coat in color and fabric. E-6 and below 55/45% poly/wool tropical, 9.0 oz fabric will phase-out on 1 Oct 03.

b. Correct Wear. Length may range from 1-1/2 inches above to 1-1/2 inches below the crease behind the knee. Wear the zipper on the left side. For shipboard restrictions, refer to <article 1101.5>.

c. Ownership Markings. Center last name and last four digits of SSN inside right front pocket.

63. SKIRT, KHAKI, SERVICE (Women Officers/CPOs)

a. Description. A plain, khaki, belted skirt made of authorized fabric, with two welt pockets in upper front and a zipper in back. The shirt and skirt fabric must match (i.e. poly/cotton with poly/cotton, CNT with CNT and poly/wool with poly/wool). Effective 1 October 1999, poly/cotton may be worn only as Working Khaki (excluding maternity).

b. Correct Wear. Length may range from 1-1/2 inches above to 1-1/2 inches below the crease behind the knee. Wear the zipper centered in the back and a belt through all loops. For shipboard restrictions, refer to <article 1101.5>.

64. SKIRT, KHAKI, WORKING (Women Officers/CPOs)

a. Description. Made of khaki poly/cotton fabric in the same style as the Skirt, Khaki, Service.

b. Correct Wear. Length may range from 1-1/2 inches above to 1-1/2 inches below the crease behind the knee. Wear the zipper centered in the back and a belt is through all loops. For shipboard restrictions, refer to <article 1101.5>.

65. SKIRT, WHITE, BELTED (Women)

a. Description. A plain, white, belted skirt made of authorized fabric, with a full lining, two welt pockets in upper front and a zipper in the back. The shirt and skirt fabric must match (i.e. poly/cotton with poly/cotton, CNT with CNT).

b. Correct Wear. Length may range from 1-1/2 inches above to 1-1/2 inches below the crease behind the knee. Wear the zipper centered in the back and a belt through all loops. For shipboard restrictions, refer to <article 1101.5>.

c. Ownership Markings. Center last name and last four digits of SSN on the right rear pocket, in contrasting ink above the manufacturer's tag.

66. SKIRT, WHITE, UNBELTED (Women Officers/CPOs)

a. Description. A plain, white, six gored skirt made of authorized fabric, with a waistband pocket in the upper right front. The welt pocket style may be worn as long as serviceable. Skirt matches the coat in color and fabric.

b. Correct Wear. Length may range from 1-1/2 inches above to 1-1/2 inches below the crease behind the knee. Wear the zipper on the left side. For shipboard restrictions, refer to <article 1101.5>.

67. SLACKS, AVIATION GREEN (Women Officers/CPOs)

a. Description. Made of the same fabric as the aviation green coat with fore and aft creases, belt loops, zippered fly front closure, and two side and back pockets. May be either straight legged or slightly flared.

b. Correct Wear. Button all buttons, close fasteners and wear with a belt through all loops. Slacks shall hang approximately 2 inches from the floor at the back of the shoe. Slacks should be tailored to include a 2 inch hem to provide material for adjustments.

68. SLACKS, BLUE, BELTED (Women)

a. Description. Made of plain, authorized blue fabric, with fore and aft creases, belt loops, zippered fly front closure, two side pockets, and two back pockets. The welt pocket style and slacks with no back pockets may be worn as long as serviceable.

b. Correct Wear. Button all buttons, close all fasteners and wear a belt through all loops. Slacks shall hang approximately 2 inches from the floor at the back of the shoe. Slacks should be tailored to include a 2 inch hem to provide material for adjustments.

c. Ownership Markings. Center with contrasting color ink last name and last four digits of SSN on the right side pocket, one inch above the manufacturer's tag.

69. SLACKS, BLUE, DRESS, UNBELTED (Women)

a. Description. Made of plain, authorized blue fabric with fore and aft creases, left side zipper, and a waistband pocket in the upper right front. Fabric of slacks must match the Service Dress Blue coat. E-6 and below 55/45% poly/wool tropical, 9.0 oz fabric will phase-out on 1 Oct 03.

b. Correct Wear. Button all buttons, close all fasteners and wear a belt through all loops. Slacks shall hang approximately 2 inches from the floor at the back of the shoe. Slacks should be tailored to include a 2 inch hem to provide material for adjustments.

c. Ownership Markings. Center last name and last four digits of SSN inside right front pocket.

70. SLACKS, BLUE, FORMAL (Women)

a. Description. Made of plain, authorized blue fabric, with high waist, straight legs, fore and aft creases, and left side zipper.

b. Correct Wear. Button all buttons and close all fasteners. Slacks shall hang approximately 2 inches from the floor at the back of the shoe. Slacks should be tailored to include a 2 inch hem to provide material for adjustments.

71. (BLANK)

72. SLACKS, KHAKI, SERVICE (Women Officers/CPOs)

a. Description. Made of authorized fabric with fore and aft creases, belt loops, zippered fly front closure, and two side pockets. Poly/cotton slacks have two back pockets. May be straight legged or slightly flared. The shirt and slacks fabric must match (i.e. poly/cotton with poly/cotton, CNT with CNT and poly/wool with poly/wool). Effective 1 October 1999, poly/cotton may be worn only as Working Khaki (excluding maternity). The welt pocket style and CNT slacks with two back pockets may be worn as long as serviceable.

b. Correct Wear. Button all buttons, close all fasteners, and wear a belt through all loops. Slacks shall hang approximately 2



inches from the floor at the back of the shoe. Slacks should be tailored to include a 2 inch hem to provide material for adjustments.

73. SLACKS, KHAKI, WORKING (Women Officers/CPOs)

a. Description. Made of poly/cotton in same style as Slacks, Khaki, Service, except slacks have two back pockets.

b. Correct Wear. Button all buttons, close all fasteners, and wear a belt through all loops. Slacks shall hang approximately 2 inches from the floor at the back of the shoe. Slacks should be tailored to include a 2 inch hem to provide material for adjustments.

74. SLACKS, WHITE, DRESS, UNBELTED (Women Officers/CPOs)

a. Description. Made of plain, authorized white fabric with fore and aft creases, left side zipper, and a waistband pocket in the upper right front. Fabric of slacks must match the Service Dress White coat. A full free-hanging liner is required in slacks on 1 October 2002. Modification of liner is prohibited.

b. Correct Wear. Button all buttons, close all fasteners. Slacks shall hang approximately 2 inches from the floor at the back of the shoe. Slacks should be tailored to include a 2 inch hem to provide material for adjustments.

75. SLACKS, WHITE, JUMPER (Women E6 and Below)

a. Description. Made of authorized 100% polyester (Certified Navy Twill) white fabric with inverted side creases, zippered fly front closure, a modesty liner, which extends to the bottom of the pockets, and two side pockets.

b. Correct Wear. Button all buttons and close all fasteners. Slacks shall hang approximately 2 inches from the floor at the back of the shoe. Slacks should be tailored to include a 2 inch hem to provide material for adjustments.

c. Ownership Markings. Center last name and last four digits of SSN inside right front pocket one inch above manufacturer's tag using contrasting ink. Fill out manufacturer's sewn in tag.

76. SLACKS, WHITE, SUMMER, BELTED (Women)

a. Description. Made of authorized white fabric with fore and aft creases, belt loops, zippered fly front closure, a modesty liner which extends to the bottom of the pockets, and two side pockets. The shirt and slacks fabric must match (i.e. poly/cotton with poly/cotton, CNT with CNT). Modification of liner is prohibited.

b. Correct Wear. Button all buttons, close all fasteners, and wear a belt through all loops. Trousers shall hang approximately 2 inches from the floor at the back of the shoe. Trousers should be tailored to include a 2 inch hem to provide material for adjustments.

c. Ownership Markings. Center with contrasting color ink last name and last four digits of SSN on the right side pocket, one inch above the manufacturer's tag.

77. SLIPS (Women)

a. Description. May be full or half slip. Shall be white or wearer's skin tone when wearing white uniform components.

b. Correct Wear. Wear right side out with all unlined skirts. A slip is optional with lined skirts.

c. Ownership Markings. Center in back below the elastic band. Stencil last name and initials only, using laundry marking pen.

78. SOCKS (BLACK/KHAKI/WHITE)

a. Description. Made of undecorated, plain or ribbed knitted material. Knee length or mid calf socks are authorized.

b. Correct Wear. Wear right side out.

c. Ownership Markings. Initials only on the foot.

79. STUDS

a. Description. Plain without design or ornamentation. Studs are gold for officers and CPOs and silver or black for E6 and below, except mother-of-pearl studs are worn with Formal Dress (white tie).

b. Correct Wear. Wear fastened on the formal wing collar and the formal turndown collar shirts.

80. SUSPENDERS, WHITE (Men)

a. Description. Shall be plain white without design or ornamentation.

b. Correct Wear. Wear fastened to the top of the trousers. They may be crossed in the back.

81. (Blank)

82. SWEATER, (PULLOVER JERSEY) (E6 and Below)

a. Description. Navy blue, jersey style sweater made of circular or seamed worsted (all wool) or polyester knit, with a round collar, and cuffs on sleeves.

b. Correct Wear. Wear under long sleeved chambray/utility shirt, coveralls or Service Dress Blue jumpers.

c. Ownership Markings. Complete the manufacturer's tag with indelible ink.

83. SWEATER, V-NECK

a. Description. Black V-neck style pullover sweater, in both light (acrylic) and heavy (wool) weaves, with fabric epaulets, shoulder and elbow patches. A velcro backed, black leather nametag (2"x4") is required. (Refer to Article 5201.4b.) Identification badges are not authorized to be worn on the sweater.

b. Correct Wear. The sweater is authorized for daily wear to and from work, in public places, onboard ship, on base and station, and for attending working level meetings/briefings. Officers wear soft shoulder boards on the epaulets. CPOs may wear soft shoulder boards on the epaulets optionally until 1 October 2000, at which time they become mandatory. E6 and below personnel wear no insignia on the sweater. Shirt collar is worn inside the sweater when a tie is worn and outside the sweater when no tie is worn. For shipboard restrictions, refer to <article 1101.5e>.

c. Ownership Markings. Complete the manufacturer's tag with indelible ink.

84. SWORD (Officers)

a. The sword shall have a cut and thrust blade, from 22 inches to 36 inches long, half basket hilt, and fit in a scabbard of

plain black grain leather or synthetic material presenting the leather appearance.

b. Sword, sword belt and sword knot are prescribable for all Navy commissioned officers on active duty (except chaplains) in the rank of Lieutenant Commander and above. The sword is optional for Lieutenants and below.

c. SWORD BELT. Two sword belt styles are authorized:

(1) The traditional sword belt is made of plain black grain leather, or synthetic material presenting the same appearance, 1-3/4 inch wide, with sling straps of the same material, 3/4 inch wide. The buckle and mounting are gold plated with the buckle 2 inches in diameter.

(2) The new shoulder sword sling consists of white cotton webbing with sliding shoulder pad, an adjusting buckle, and a sword attaching ring. The sling is worn beneath the coat, over the right shoulder extending across the torso, or over left shoulder, with the ring attachment over the top of the left hipbone, at a point where the sword slit is located in the coat. The sling is worn so that the ring attachment protrudes through the sword slit of the coat, but so that the white webbing is not visible from the outside.

d. SWORD KNOT. Consists of a loop of 1/2 inch gold lace, 24 inches long with slide and tassel.

e. PREPARING THE SWORD KNOT. While holding the blade handle to the left, pass the lace through the slit in the guard of the hilt. When forming the initial bight of lace the suspended lengths should be somewhat disproportionate. (One end should be 1/4 inch - 1/2 inch longer than the other.)

After taking one turn of the remaining lace and knot around the sword handle, pass the sword knot through the protruding initial bight and adjust the lace slide, as illustrated below:

Take two or more additional turns. Upon completion, the knot should hang free as illustrated below:

f. WEARING THE SWORD. Wear the sword belt under the coat. The short belt strap and lock swivels are passed through the coat opening on the left side (as shown) and the longer strap hangs free. Hold the sword with the right hand and attach the back swivels to the scabbard rings as shown.

Twist the sword one half turn in a clockwise direction and suspend on the sword hook with the uppermost scabbard ring. The sword handle faces aft when properly worn.

NOTE: When wearing an overcoat with Full Dress Blue, the sword goes through the slit in the bridge coat and the lower loop goes through the back vent in the coat and the sword attached - same as Full Dress Blue. A sword is not worn with all-weather coat other than specified in <article 6201.1.a(1)>.

85. TAILCOAT, FORMAL, BLUE (Men Officers)

a. Description. Made of authorized blue fabric, conventional cut, shaped to figure, with a double row of three gilt buttons.

b. Correct Wear. Wear held together in front by two Navy buttons and link. This coat may be prescribed for males, captains and senior, to meet certain unique protocol requirements. Rank insignia, miniature medals, and other appurtenances, shall conform, as appropriate to those required with Dinner Dress Blue Jacket. Coat hem falls approximately to hollow behind the knee.

86. TIARA (Women)

a. Description. Small and crescent shaped, to fit over crown of the head. It is made of black velvet with appropriate cap device embroidered at the center, and for admirals, captains, and commanders, appropriate graduated rank ornamentation embroidered on either side.

b. Correct Wear. Wear over the crown of the head. The tiara need not be removed indoors.

87. TIE CLASP/TACK (Men)

a. Description. Shall be gold for officers/CPOs and silver for E6 and below, decorated or plain with appropriate insignia to which the wearer is entitled. Tie clasp shall be not more than 5/16 inch wide. Tie tack shall be no more than 5/8 inch in diameter.

b. Correct Wear. May be worn on the four-in-hand tie, 1 inch below the center of the tie in a horizontal position. The uniform coat should cover it.

88. TOWELS

a. Description. Plain white.

b. Ownership Markings. Right corner on hem, parallel to end.

89. TROUSERS, AVIATION GREEN (Men Officers/CPOs)

a. Description. Made of same fabric as the aviation green coat with fore and aft creases, belt loops, zippered fly front closure, and two side and back pockets. May be either straight legged or slightly flared.

b. Correct Wear. Button all buttons, close fasteners and wear with a belt through all loops. Trousers shall hang approximately 2 inches from the floor at the back of the shoe. Trousers should be tailored to include a 2 inch hem to provide material for adjustments.

90. TROUSERS, BLUE, DRESS (Men)

a. Description. Made of plain, authorized blue fabric with fore and aft creases, belt loops, zippered fly front closure, and two side and back pockets. May be either straight legged or slightly flared. Fabric of trousers must match the uniform coat/shirt worn (i.e., Service Dress Blue trousers must match the Service Dress Blue coat, and Winter Blue trousers (75/25% poly/wool) must match the Winter Blue shirt.)

b. Correct Wear. Button all buttons, close all fasteners and wear a belt through all loops. Trousers shall hang approximately 2 inches from the floor at the back of the shoe. Trousers should be tailored to include a 2 inch hem to provide material for adjustments.

c. Ownership Markings. Turn trousers out, lay flat, waistband away from you, fly down. Center last name and last four

digits of SSN on left rear pocket in between the horizontal seam; complete manufacturer's tag using indelible ink.

91. TROUSERS, BLUE, EVENING (Men)

a. Description. Made high waisted with two front pockets and fore and aft creases of same fabric as blue dinner dress jacket.

b. Correct Wear. Button all buttons and close all fasteners. Trousers shall hang approximately 2 inches from the floor at the back of the shoe. Trousers should be tailored to include a 2 inch hem to provide material for adjustments.

92. TROUSERS, BLUE, JUMPER (BROADFALL) (Men E6 and Below)

a. Description. Made of 100% navy blue wool serge with buttoned broadfall front, two front pockets and one right rear pocket, laced gusset at the back, and inverted side creases and flared legs. Buttons are 25-line, and with black anchors.

b. Correct Wear. Button all buttons and lace gusset from inside out, bottom to top, and tie. Bitter ends of lace are tucked in. Trousers shall hang approximately 2 inches from the floor at the back of the shoe. Trousers should be tailored to include a 2 inch hem to provide material for adjustments.

c. Ownership Markings. Turn trousers inside out, fly down, waistband away from you. Center last name and last four digits of SSN on rear pocket, a 1/4 of an inch below horizontal seam using white ink; complete manufacturer's tag using indelible ink.

93. (BLANK)

94. TROUSERS, KHAKI, SERVICE (Men Officers/CPOs)

a. Description. Made of authorized fabric with fore and aft creases, belt loops, zippered fly front closure, and two side and back pockets. May be straight legged or slightly flared. The shirt and trousers fabric must match (i.e. poly/cotton with poly/cotton, CNT with CNT and poly/wool with poly/wool). Effective 1 October 1999, poly/cotton may be worn only as Working Khaki.

b. Correct Wear. Button all buttons, close all fasteners, and wear a belt through all loops. Trousers shall hang approximately 2 inches from the floor at the back of the shoe. Trousers should be tailored to include a 2 inch hem to provide material for adjustments.



95. TROUSERS, KHAKI, WORKING (Men Officers/CPOs)

a. Description. Made of poly/cotton fabric in same style as Trousers, Khaki, Service.

b. Correct Wear. Button all buttons, close all fasteners, and wear a belt through all loops. Trousers shall hang approximately 2 inches from the floor at the back of the shoe. Trousers should be tailored to include a 2 inch hem to provide material for adjustments.

96. TROUSERS, UTILITY (E6 and Below)

a. Description. Made of Navy blue 65/35% poly/cotton blend with a straight leg cut, fore and aft creases, zippered fly closure, belt loops, two side pockets, and two back pockets. Women's trousers fasten to the left and men's trousers fasten to the right.

b. Correct Wear. Button all buttons, close all fasteners, and wear a belt through all loops. Trousers shall hang approximately 2 inches from the floor at the back of the shoe. Trousers should be tailored to include a 2 inch hem to provide material for adjustments.

c. Ownership Markings. On the waistband inside front at the right of center line. Also, owner's last name shall be embroidered in white on a name tape, centered approximately 1/4 inch above right rear pocket (measured from the bottom of the lettering to the top stitch of the pocket). Refer to <article 3101.5>. Embroidery directly onto the trouser fabric is not authorized.

97. TROUSERS, WHITE, JUMPER (Men E6 and Below)

a. Description. Made of authorized 100% polyester (Certified Navy Twill) white fabric with inverted side creases, belt loops, zippered fly front closure, and two side and back pockets.

b. Correct Wear. Button all buttons and close all fasteners. Trousers shall hang approximately 2 inches from the floor at the back of the shoe. Trousers should be tailored to include a 2 inch hem to provide material for adjustments.

c. Ownership Markings. Turn trousers inside out, fly down, waistband away from you. Center last name and last four digits of SSN on left rear pocket in between the two horizontal seams; fill out manufacturer's sewn in tag.

98. TROUSERS, WHITE, SUMMER (Men)

a. Description. Made of authorized white fabric with fore and aft creases, belt loops, zippered fly front closure, and two side and back pockets. May be straight legged or slightly flared. The trousers and shirt or Service Dress White coat fabric must match (i.e., poly/ cotton with poly/cotton, CNT with CNT).

b. Correct Wear. Button all buttons, close all fasteners, and wear a belt through all loops. Trousers shall hang approximately 2 inches from the floor at the back of the shoe. Trousers should be tailored to include a 2 inch hem to provide material for adjustments.

c. Ownership Markings. Turn trousers inside out, fly down, waistband away from you. Center last name and last four digits of SSN on left rear pocket in between the horizontal seams; complete manufacturer's tag using indelible ink.

99. UMBRELLA

a. Description. Plain, solid black, collapsible (in length) umbrella.

b. Correct Wear. May be carried when weather conditions warrant, provided safety regulations or practices are not violated (for example, FOD hazard). The umbrella should be carried in the left hand to permit saluting. The umbrella shall not be carried during military formations.

100. UNDERPANTS (Women)

a. Description. White or wearer's skin tone when worn with white uniforms. Color is optional with other uniforms.

b. Correct Wear. Wear right side out.

c. Ownership Markings. Center in back one inch below the waistband last name and last four digits of SSN, using black ink.

101. UNDERSHIRT, WHITE

a. Description. Made of white cotton or poly/ cotton. May be sleeveless, V-neck, or crew neck.

b. Correct Wear. Wear right side out, front of shirt to front of body. Crew neck shirts must be worn with Utility uniforms, Jumper Style uniforms, Coveralls, and with all uniforms aboard ship

and in areas where an industrial fire hazard exists. Other than as required above, women may wear undershirts optionally at shore commands, except with utility and jumper style uniforms crew neck shirts are required. For shipboard restrictions, refer to <article 1101.5>.

c. Ownership Markings. On outside of the front, 1 inch from the bottom of the shirt and at right of the center.

102. UNDERSHORTS (Men)

a. Description. White boxer shorts or knitted brief style when worn with white uniforms. Color is optional with other uniforms.

b. Correct Wear. Wear right side out.

c. Ownership Markings. On the outside of the right half of the waistband or immediately underneath the waistband on drawers with elastic waistbands.

103. (Blank)

104. WAISTCOAT (Men Officers)

a. Description. Made of white, conservatively woven pique, or other suitable material, with set-in lapel of same fabric as vest, and single-breasted with a welted pocket in each front section. Three 22-1/2-line Navy eagle gilt buttons on right front. Required buttons are described in <article 5403>.

b. Correct Wear. Button all buttons.

<Figure 3-5-1>

### FOOTNOTES FOR CHAPTER THREE

1. Black gloves may be worn with peacoats/reefers, overcoats, all-weather coats, windbreakers, black jackets, and blue working jackets in inclement weather, if no other gloves are authorized with the uniform over which the outer garment is worn.
2. For male and females, socks color shall match service shoes, except khaki socks shall be worn with brown shoes. For females, when wearing slacks with dress or formal shoes (pumps or flat), hosiery is required. When wearing slacks with service shoes (oxford), socks are required. When wearing skirts, hosiery is required instead of socks and a slip if the skirt worn is unlined.
3. Navy black jacket (55/45% poly/wool with stand-up knit collar and knit cuffs/bottom for officers/CPOs; and 55/45% poly/wool with pointed collar and knit cuffs/bottom for women E6 and below) is authorized for wear in lieu of the Service Dress Blue coat. The black V-Neck sweater is an optional item which may be worn with this combination. The blue windbreaker (black in appearance) is not authorized for wear in this manner. The black jacket is authorized for daily wear to and from work, in public places and for attending working level meetings/briefings, but is not authorized for ceremonies, high level meetings/ briefings, or when conducting business on Capitol Hill. The navy blue garrison cap may be worn optionally when the Navy black jacket and/or black V-neck sweater is worn in lieu of the Service Dress Blue coat.
4. Navy black V-Neck sweater is authorized for wear in lieu of the Service Dress Blue coat. The sweater is authorized for daily wear to and from work, in public places and for attending working level meetings/briefings, but is not authorized for ceremonies, high level meetings/ briefings, or when conducting business on Capitol Hill. The only outer garments authorized when wearing the sweater are those outer garments authorized with the basic uniform. The navy blue garrison cap may be worn optionally when the black V-neck sweater is worn in lieu of the Service Dress Blue coat.
5. Must be uniform throughout the command.
6. Blue garrison cap is authorized with Service/Summer White for female boatcrews, while performing boatcrew duties.
7. Cuff links and studs are worn on women's new pleated style formal white shirt.
8. Ball caps may be worn on board ship and pier in immediate vicinity of ship, and ashore in the immediate work spaces. Ball caps are not authorized for wear with service uniforms other than detailed in this paragraph.

FY-06  
INITIAL CLOTHING ALLOWANCE  
NAVY MEN (E1-E6)

Item	Quan.	Unit Price	Total	Net Change from FY-05	Useful Life in Mos.	Annual Replace Allow
----	-----	-----	-----	-----	-----	-----
Bag, Duffel, OD	1	17.90	17.90	-0.15	120	1.79
Belt, Web, Ctn, Blk, w/chromium clip	2	2.10	4.20	-0.10	12	2.10
Belt, Web, Ctn, Wh, w/silver clip	3	1.85	5.55	0.15	12	1.85
Buckle, Belt, Chromium Plated	2	2.95	5.90	0.60	12	2.95
Cap, Knit, Wl, Bl	1	3.35	3.35	0.25	60	0.67
Coat, All-Weather	1	67.15	67.15	1.00	60	13.43
Coveralls, Poly/Ctn, Utility	2	22.40	44.80	0.00	6	44.80
Drawers, Briefs, Ctn, Wh	8	1.30	10.40	-0.40	N/A	
Gloves, Leather, Blk, Unisex	1	17.05	17.05	0.00	36	5.68
Hat, White	3	6.45	19.35	-0.30	12	6.45
Jacket, Utility, Unisex	1	31.60	31.60	-0.35	36	10.53
Jumper, Blue, Dress	1	51.90	52.15	-0.25	36	17.30
Jumper, White, Dress	2	13.05	26.10	0.30	24	6.53
Neckerchief, Blk	1	6.75	6.75	-0.05	24	3.38
Necktie, Blk	1	2.60	2.60	-1.65	48	0.65
Overcoat, Mel, Wl, Bl P-coat	1	129.85	129.85	-4.20	120	12.99
Shirt, Ctn/Poly, SS, Wh	2	10.25	20.50	0.60	12	10.25
Shirt, Poly/Wl, LS, Bl (wash)	2	25.85	51.70	-0.50	18	17.23
Shirt, Utility, LS	4	17.35	69.40	-5.60	6	34.70
Shoes, Black, Dress	1	43.35	43.35	2.10	29	17.94
Shoes, Safety, Man	1	67.00	67.00	1.25	17	47.29
Socks, Ctn/Nyl, Blk	6	0.65	3.90	-1.20	6	1.30
Socks, Wl, Bl, Cush Sole	5	1.25	6.25	-0.75	N/A	
Sweater, Wool/Modacrylic, Bl	1	16.80	16.80	-0.55	36	5.60
Towel, Bath	4	2.65	10.60	-4.60	N/A	
Trousers, Bl, Srg, Broadfall	1	49.80	49.80	-1.65	36	16.60
Trousers, Poly/Wl, Bl (wash)	2	28.25	56.50	0.60	24	14.13
Trousers, Tw, Ctn/Poly, Wh	2	16.05	32.10	-0.40	12	16.05
Trousers, Utility	4	16.00	64.00	-6.00	6	32.00
Trousers, CNT, Wh	2	16.95	33.90	0.90	24	8.48
Undershirts, Ctn, Wh	8	2.35	18.80	0.40	N/A	
Cash Allowance:						
Ball Cap	2	4.10	8.20	0.00	12	4.10
Insignia	1	51.60	51.60	0.00	12	51.60
PT Clothing	1	67.00	67.00	16.65	N/A	
PT Shoes	1	39.76	39.76	0.00	N/A	
Total			1155.86	-3.90		408.37
Change due to item revision				0.00		
Change due to price adjustment				-3.90		
Standard Replacement Allowance: Annual						406.80
Basic Replacement Allowance: Annual						284.40

FY-06  
INITIAL CLOTHING ALLOWANCE  
NAVY WOMEN (E1-E6)

Item	Quan.	Unit Price	Total	Net Change from FY-05	Useful Life in Mos.	Annual Replace Allow
Bag, Duffel, OD	1	17.90	17.90	-0.15	120	1.79
Belt, Web, Ctn, Blk, w/chromium clip	2	1.70	3.40	0.00	12	1.70
Belt, Web, Ctn, Wh, w/chromium clip	3	1.85	5.55	-0.15	12	1.85
Buckle, Belt, Chromium Plated	2	2.75	5.50	0.00	12	2.75
Cap, Knit, Wl, Bl	1	3.35	3.35	0.25	60	0.67
Coat, All-Weather	1	65.70	65.70	-0.30	60	13.14
Coat, SDB, Gabardine	1	78.10	78.10	0.30	36	26.03
Coveralls, Poly/Ctn, Utility	2	22.40	44.80	0.00	6	44.80
Gloves, Leather, Blk	1	17.05	17.05	0.00	36	5.68
Handbag, Syn, Blk	0	0.00	0.00	0.00	0	0.00
Hat, Svc, w/2 crowns	1	33.20	33.20	0.35	24	16.60
Insignia, Svc Hat & Cap	1	1.40	1.40	-0.05	72	0.23
Jacket, Utility, Unisex	1	31.60	31.60	-0.35	36	10.53
Jumper, White, Dress, CNT	2	11.40	22.80	-0.70	24	5.70
Neckerchief, Blk	1	6.75	6.75	-0.05	24	3.38
Neck Tab, Blk	1	5.55	5.55	-0.65	36	1.85
Overcoat, Mel, Wl, Bl P-coat	1	124.20	124.20	-4.10	120	12.42
Shirt, Ctn/Poly, SS, Wh	3	11.25	33.75	-0.30	12	11.25
Shirt, Poly/Wl, LS, Bl (wash)	2	28.40	56.80	3.30	18	18.93
Shirt, Utility, LS	4	17.25	69.00	-5.60	6	34.50
Shoes, Safety, Woman	1	65.20	65.20	1.20	17	46.02
Shoes, Oxford, Blk	1	42.20	42.20	1.50	44	11.51
Skirt, SDB, Gabardine	0	0.00	0.00	0.00	0	0.00
Skirt, Poly/Wl, Bl (wash)	0	0.00	0.00	0.00	0	0.00
Skirt, CNT, Poly, Wh	0	0.00	0.00	0.00	0	0.00
Skirt, Tw, Poly/Ctn, Wh	0	0.00	0.00	0.00	0	0.00
Slacks, SDB, Gabardine	1	28.35	28.35	-0.30	36	9.45
Slacks, Poly/Wl, Bl (wash)	2	25.15	50.30	-0.50	18	16.77
Slacks, SW Poly/Ctn (w/liner)	2	17.30	34.60	-0.40	24	8.65
Slacks, CNT, Poly, Wh	2	15.95	31.90	-6.30	24	7.98
Slacks, Utility	4	16.00	64.00	-5.20	6	32.00
Socks, Ctn/Nyl, Blk	5	0.65	3.25	-1.00	6	1.30
Socks, Wl, Blk, Cush Sole	5	1.25	6.25	-0.75	N/A	
Sweater, Wool/Modacrylic, Bl	1	16.80	16.80	-0.55	36	5.60
Towel, Bath	4	2.65	10.60	-4.60	N/A	
Undershirt, Ctn, Wh	8	2.35	18.80	0.40	6	4.70
Cash Allowances:						
Ball Cap	2	4.10	8.20	0.00	12	4.10
Black Dress Pumps	0	0.00	0.00	0.00	29	0.00
Insignia	1	51.60	51.60	0.00	12	51.60
Lingerie, Stockings, and Underwear	1	136.92	136.92	-36.11	N/A	
PT Clothing	1	67.00	67.00	16.65	N/A	
PT Shoes	1	39.76	39.76	0.00	N/A	
Swim Suit	1	29.99	29.99	7.99	N/A	
<b>TOTAL</b>			<b>1332.12</b>	<b>-36.17</b>		<b>413.48</b>
Change due to item revision				0.00		
Change due to price adjustment				-36.17		
Standard Replacement Allowance:	Annual					414.00
Basic Replacement Allowance:	Annual					291.60

FY-06  
INITIAL CLOTHING ALLOWANCE  
NAVY CHIEF PETTY OFFICER (MEN)

Item	Quan.	Unit Price	Total	Net Change from FY05	Useful Life in Mos.	Annual Replace Allow
----	-----	-----	-----	-----	-----	-----
Belts:						
Black, w/brass buckle	1	7.00	7.00	0.00	12	7.00
Khaki, CNT w/anodized buckle	1	7.50	7.50	0.50	12	7.50
Khaki, Work w/anodized buckle	1	7.50	7.50	0.50	12	7.50
White, CNT w/anodized buckle	1	7.00	7.00	0.00	12	7.00
White, Ctn w/anodized buckle	1	7.50	7.50	0.50	12	7.50
Buttons, Gold (Reefer); set	1	24.50	24.50	-0.42	60	4.90
Cap Covers:						
Khaki, CNT	1	9.40	9.40	0.65	48	2.35
White, CNT	1	9.40	9.40	0.65	48	2.35
Cap, Gar, Kh, Poly/Ctn	1	10.25	10.25	0.50	48	2.56
Combination Hat: P/W						
Chin Strap, Vyl, Blk	1	3.49	3.49	0.00	36	1.16
Cap Cover, Poly/Ctn, Wh	2	6.40	12.80	0.20	12	6.40
Cap Frame, Black	1	18.00	18.00	1.00	36	6.00
Coveralls, Utility	2	22.15	44.30	0.00	6	44.30
Gloves, White	1	3.40	3.40	0.00	24	1.70
Insignia:						
Cap Device w/band	1	10.48	10.48	0.00	36	3.49
Cap Device (garrison)	1	5.03	5.03	0.00	12	5.03
Collar Devices; set	1	11.54	11.54	0.00	36	3.85
Coverall Embroidery Package	1	10.50	10.50	0.00	12	10.50
Rating Badge, Blk	1	14.69	14.69	0.00	48	3.67
Shoulder Boards, Soft; set	1	6.08	6.08	-0.52	12	6.08
Shoulder Devices; set	1	10.14	10.14	0.00	12	10.14
Shirts:						
Khaki, CNT	2	22.00	44.00	0.00	24	11.00
Khaki, Work, Poly/Ctn	2	26.25	52.50	1.50	24	13.13
White, CNT	1	23.25	23.25	0.25	24	11.63
White, Poly/Ctn, LS	2	20.75	41.50	0.50	24	10.38
Shoes, White	1	65.00	65.00	2.00	24	32.50
Socks, White	2	2.65	5.30	0.00	6	5.30
Trousers:						
Khaki, CNT	1	32.00	32.00	0.50	24	16.00
Khaki, Poly/Ctn	2	32.75	65.50	0.50	24	16.38
White, CNT	1	38.50	38.50	0.00	24	19.25
Uniform:						
Service Dress Blue	1	238.50	238.50	0.50	36	79.50
Service Dress White	1	162.04	162.04	0.54	24	81.02
w/collar devices						
TOTAL			1008.59	9.85		
Change due to item revision				0.00		
Change due to price adjustment				-21.31		



FY-06  
 INITIAL CLOTHING ALLOWANCE  
 NAVY CHIEF PETTY OFFICER (MEN) (CONT'D)

E6 ITEMS REQUIRED OF A CPO

Item	Quan.	Unit Price	Total	Net Change from FY05	Useful Life in Mos.	Annual Replace Allow
----	-----	-----	-----	-----	-----	-----
Coat, All-Weather	1	66.15	66.15	0.00	60	13.23
Drawers, Ctn, White	8	1.35	10.80	0.00	N/A	
Gloves, Black Leather	1	17.05	17.05	0.00	36	5.68
Necktie, Black	1	4.25	4.25	0.00	48	1.06
Overcoat, Mel, Wl, Bl P-coat	1	134.05	134.05	0.00	120	13.41
Shirts:						
Blue, Poly/Wool, LS (wash)	2	26.10	52.20	0.00	18	17.40
White, Ctn/Poly	2	9.95	19.90	0.00	12	9.95
Shoes:						
Black, Dress	1	41.25	41.25	0.00	29	17.07
Safety, Man's	1	65.75	65.75	0.00	17	46.41
Socks, Ctn/Nyl, Black	6	0.85	5.10	0.00	6	1.70
Trousers:						
Blue, Poly/Wool (wash)	2	27.95	55.90	0.00	24	13.98
White, Ctn/Poly	2	16.25	32.50	0.00	12	16.25
Undershirt, Ctn, Wh	8	2.30	18.40	0.00	N/A	
					TOTAL	603.21
Standard Replacement Allowance:					ANNUAL	604.80

FY-06  
INITIAL CLOTHING ALLOWANCE  
NAVY CHIEF PETTY OFFICERS (WOMEN)

Item	Quan.	Unit Price	Total	Net Change from FY05	Useful Life in Mos.	Annual Replace Allow
----	-----	-----	-----	-----	-----	-----
Belts:						
Black, w/anodized buckle	1	7.30	7.30	0.55	12	7.30
Khaki, CNT, w/anodized buckle	1	6.80	6.80	0.30	12	6.80
Khaki, Work, w/anodized buckle	1	7.30	7.30	0.55	12	7.30
White, CNT, w/anodized buckle	1	6.80	6.80	0.30	12	6.80
White, Ctn, w/anodized buckle	1	6.15	6.15	0.55	12	6.15
Buttons, Gold (SDB)	1	20.20	20.20	0.00	20	12.12
Buttons, Gold (Reefer)	1	24.50	24.50	-0.42	60	4.90
Cap Covers:						
Khaki, CNT	1	10.00	10.00	0.00	48	2.50
Cap, Gar, Khaki, Poly/Ctn	1	10.25	10.25	0.25	48	2.56
Combination Hat, Complete	1	54.50	54.50	23.75	24	27.25
Coveralls, Utility	2	22.15	44.30	0.00	6	44.30
Gloves, White	1	3.40	3.40	0.00	24	1.70
Handbag, White	0	0.00	0.00	0.00	48	0.00
Insignia:						
Cap Device (combination)	1	10.48	10.48	-0.45	36	3.49
Cap Device (garrison)	1	5.03	5.03	0.00	12	5.03
Collar Devices; set	1	11.54	11.54	0.00	36	3.85
Coverall Embroidery Package	1	10.50	10.50	0.00	12	10.50
Rating Badge, Blk	1	14.69	14.69	0.00	20	8.81
Shoulder Boards, Soft; set	1	6.08	6.08	-0.52	12	6.08
Shoulder Devices; set	1	10.14	10.14	-3.31	12	10.14
Shirts:						
Khaki, CNT	2	23.80	47.60	0.00	24	11.90
Khaki, Work, Poly/Ctn	2	29.00	58.00	3.00	24	14.50
White, Poly/Ctn, LS	2	28.50	57.00	3.00	24	14.25
White, CNT	1	26.25	26.25	0.75	12	26.25
Shoes:						
White, Dress	0	0.00	0.00	-40.00	29	0.00
White, Service	1	64.00	64.00	3.00	29	26.48
Skirt, Khaki, CNT	0	0.00	0.00	0.00	24	0.00
Slacks:						
Khaki, Poly/Ctn	2	31.50	63.00	2.00	24	15.75
White, CNT	1	34.50	34.50	1.00	24	17.25
Socks, White	2	1.45	2.90	0.00	6	2.90
Uniform, Service Dress White	1	268.07	268.07	-0.22	24	134.04
TOTAL			891.28	-5.92		
Change due to item revision				0.00		
Change due to price adjustment				-48.83		

FY-06  
INITIAL CLOTHING ALLOWANCE  
NAVY CHIEF PETTY OFFICERS (WOMEN) (CONT'D)

E6 ITEMS REQUIRED OF A CPO

Item	Quan.	Unit Price	Total	Net Change from FY-05	Useful Life in Mos.	Annual Replace Allow
----	-----	-----	-----	-----	-----	-----
Coat, All-Weather	1	66.00	66.00	0.00	60	13.20
Coat, SDB, Gabardine	1	77.80	77.80	0.00	36	25.93
Gloves, Leather, Blk	1	17.05	17.05	0.00	36	5.68
Handbag, Vinyl, Black	0	0.00	0.00	-23.95	0	0.00
Neck Tab, Blk	1	6.20	6.20	0.00	36	2.07
Overcoat/Peacoat	1	128.30	128.30	0.00	120	12.83
Shirt, Poly/Wl,LS, Bl (wash)	2	26.75	53.50	0.00	18	17.83
Shirt, Ctn/Poly, SS, Wh	3	11.35	34.05	0.00	12	11.35
Shoes, Oxford, Black	1	40.70	40.70	0.00	44	11.10
Shoes, Black Dress	0	0.00	0.00	-44.77	29	0.00
Shoes, Safety, Woman	1	64.00	64.00	0.00	17	45.18
Skirt, Poly/Wl, Bl (wash)	0	0.00	0.00	-18.75	0	0.00
Skirt, SDB, Gabardine	0	0.00	0.00	-29.50	0	0.00
*Skirt, Tw, Poly/Ctn, Wh	0	0.00	0.00	0.00	0	0.00
*Skirt, CNT, Poly, White	0	0.00	0.00	0.00	0	0.00
Slacks, Poly/Wl, Bl (wash)	2	25.40	50.80	0.00	18	16.93
Slacks, SW Poly/Ctn (w/liner)	2	16.85	33.70	0.00	24	8.43
Slacks, SDB, Gabardine	1	28.65	28.65	0.00	36	9.55
Undershirt, Ctn, Wh	8	2.30	18.40	0.00	6	4.60
*FY04 White CNT and Poly/Cot skirts cost noted to be in error. TOTAL						625.58
Standard Replacement Allowance: Annual						626.40

FY-06

NAVY BAND , NAVAL ACADEMY BAND, AND E-6 SELECTED FOR LDO

Members of Navy Band, Washington, D.C. , Naval Academy Band, Annapolis, Maryland and pay grade E-6 selected for temporary appointment as a Limited Duty Officer (LDO) in the Navy receive the Chief Petty Officer allowance when assigned to either band or selected for LDO.

Men below E7:	Initial Allowance:	\$1,008.59
	Standard Replacement Allowance - Annual:	\$604.80
Women below E7:	Initial Allowance:	\$891.28
	Standard Replacement Allowance - Annual:	\$626.40

UNIFORM REQUIREMENTS  
AVIATION OFFICER CANDIDATES/OFFICER CANDIDATES (MEN)

Item ----	Quantity -----	Unit Price -----	Total Price -----
Athletic Clothing			
PT Shirt	2	11.00	22.00
PT Shorts	2	8.15	16.30
Sweat Shirt	1	18.90	18.90
Sweat Pants	1	14.80	14.80
Belts:			
Black (no buckle)	1	4.90	4.90
Khaki, Web (no buckle)	2	4.30	8.60
White, Web (no buckle)	1	4.30	4.30
Brass Buckle	2	3.42	6.84
Caps:			
Garrison, Khaki, Poly/Ctn	2	5.75	11.50
Cap Covers:			
Khaki	1	4.80	4.80
White	1	4.80	4.80
Chin Strap, Candidate	1	3.49	3.49
Coat, All-Weather	1	66.15	66.15
Collar Devices	2	4.10	8.20
Drawers, White, Ctn	6	1.35	8.10
Duffel Bag	1	18.05	18.05
Frame, Service Cap	1	12.50	12.50
Gloves, Leather Black	1	17.05	17.05
Jacket, Black	1	70.00	70.00
Necktie, Black	1	4.10	4.10
Shirts:			
Blue, Poly/Wool (wash)	1	26.10	26.10
Khaki, SS, Poly/Ctn	4	22.00	88.00
Khaki, SS, Dress, CNT	2	22.00	44.00
White, SS, Dress, CNT	1	23.25	23.25
White, LS, Dress	1	20.75	20.75
Shoes:			
Black, Dress	1	43.35	43.35
PT Shoes	1	54.99	54.99
White, Dress	1	65.00	65.00
Shoulder Boards	1	23.60	23.60
Socks:			
Athletic	2	2.20	4.40
Black, Ctn/Nyl	6	0.65	3.90
White, Ctn/Nyl	1	2.65	2.65
Towel, Bath	3	3.80	11.40
Trousers:			
Blue, Trop, Poly/Wl (wash)	1	27.95	27.95
Khaki, Dress, CNT	2	32.00	64.00
Khaki, Poly/Ctn	4	32.75	131.00
White, Dress, CNT	1	38.50	38.50
Undershirts, White, Ctn	6	2.30	13.80
Uniform:			
Service Dress Blue	1	238.50	238.50
TOTAL			1250.52

UNIFORM REQUIREMENTS  
 AVIATION OFFICER CANDIDATES/OFFICERS CANDIDATES (WOMEN)

Item ----	Quantity -----	Unit Price -----	Total Price -----
Athletic Clothing:			
PT Shirt	2	11.00	22.00
PT Shorts	2	8.15	16.30
Sweat Shirt	1	18.90	18.90
Sweat Pants	1	14.80	14.80
Belts:			
Black (no buckle)	1	5.59	5.59
Khaki, Web (no buckle)	2	5.59	11.18
White, Web (no buckle)	1	5.60	5.60
Brass Buckle	2	2.65	5.30
Caps:			
Garrison, Khaki, Poly/Ctn	2	5.75	11.50
Cap Covers:			
Khaki, CNT	1	10.00	10.00
Collar Devices	2	4.10	8.20
Coat, All-Weather	1	66.00	66.00
Duffel Bag	1	18.05	18.05
Gloves, Black Leather	1	17.05	17.05
Handbag, White	0	0.00	0.00
Hat, Combination Officer	1	42.75	42.75
Jacket, Black	1	70.00	70.00
Neck Tab	1	6.10	6.10
Shirts:			
Blue, Poly/Wool (wash)	1	26.75	26.75
Khaki, SS, Poly/Ctn	4	24.75	99.00
Khaki, SS, Dress, CNT	2	23.80	47.60
White, SS, CNT, Poly	1	26.25	26.25
White, LS, Dress	1	28.50	28.50
Shoes:			
Black Dress	0	0.00	0.00
Black Oxford	1	42.20	42.20
PT Shoes	1	54.99	54.99
White, Dress	1	64.00	64.00
Shoulder Boards	1	23.60	23.60
Skirts:			
Blue, Poly/Wool (wash)	0	0.00	0.00
Khaki, CNT	0	0.00	0.00
White, CNT, Poly	0	0.00	0.00
Slacks:			
Khaki, Poly/Ctn	4	31.50	126.00
Socks:			
Athletic	2	2.20	4.40
Ctn/Nyl, Blk	3	0.65	1.95
Swim Suit	1	22.00	22.00
Towel, Bath	3	3.80	11.40
Undergarments:			
Lingerie, Stockings, and Underwear	1	170.81	170.81
Undershirts, White	6	2.30	13.80
Uniform, Service Dress Blue (Jacket, Skirt, Slack)	1	295.75	295.75
TOTAL			1408.32

PARTIAL INITIAL MONETARY CLOTHING ALLOWANCE  
RESERVE NAVY MEN (E1-E6)

Item ----	Quantity -----	Unit Price -----	Total Price -----
Belts:			
Black w/chromium clip	1	2.10	2.10
White w/silver clip	2	1.85	3.70
Buckle, Belt, Chromium Plated	1	2.95	2.95
Drawers	2	1.30	2.60
Hats, White	1	6.45	6.45
Insignia Allowance	As Req.	0.00	As Req.
Jumper, White Dress	1	13.05	13.05
Shirts:			
Blue, Poly/Wl, LS (wash)	1	25.85	25.85
Utility, LS	2	17.35	34.70
Socks, Black	3	0.65	1.95
Towel, Bath	2	2.65	5.30
Trousers:			
Blue, Poly/Wl (wash)	1	28.25	28.25
Utility	2	16.00	32.00
White, CNT, Poly	1	16.95	16.95
Undershirts	2	2.35	4.70
Cash Allowances:			
Ball Cap	1	4.10	4.10
PT Clothing	1	67.00	67.00
PT Shoes	1	39.76	39.76
TOTAL			291.41

Insignia allowance may be a maximum of: 50.84

PARTIAL INITIAL MONETARY CLOTHING ALLOWANCE  
ENLISTED WOMEN (E1-E6)

Item -----	Quantity -----	Unit Price -----	Total Price -----
Belts:			
Black w/chromium clip	1	1.70	1.70
White w/chromium clip	2	1.85	3.70
Buckle, Belt, Chromium	1	2.75	2.75
Insignia Allowance	As Req.	0.00	As Req.
Jumper, White Dress, CNT	1	11.40	11.40
Shirts:			
Blue, Poly/Wl, LS (wash)	1	28.40	28.40
Utility, LS	2	17.25	34.50
White, Ctn/Poly, SS	1	11.25	11.25
Skirt, White, Poly/Ctn	0	0.00	0.00
Slacks:			
Blue, Poly/Wl (wash)	1	25.15	25.15
** White, Dress, CNT, Poly, Jumper	1	15.95	15.95
Utility	2	16.00	32.00
Socks, Ctn/Nyl, Blk	2	0.65	1.30
Towel, Bath	2	2.65	5.30
Undershirts	2	2.35	4.70
Cash Allowances:			
Ball Cap	1	4.10	4.10
Dress Shoes	0	0.00	0.00
Lingerie, Stockings, and Underwear	1	85.41	85.41
PT Clothing	1	67.00	67.00
PT Shoes	1	39.76	39.76
TOTAL			374.37

Insignia allowance may be a maximum of: 50.84

Female enlisted member of a reserve component is entitled to 50 percent of the initial cash allowance for the purchase of dress shoes, stockings, lingerie, and underwear.

## CHAPTER FOUR

### RANK/RATE INSIGNIA

SECTION 1: OFFICER RANK INSIGNIA

SECTION 2: ENLISTED RATE/RATING INSIGNIA

PART 1: CPO RATE INSIGNIA

PART 2: E-1 TO E-6 RATE INSIGNIA

PART 3: SERVICE STRIPES

SECTION 3: HEADGEAR INSIGNIA

PART 1: OFFICERS HEADGEAR

PART 2: CPO HEADGEAR

PART 3: E-1 TO E-6 HEADGEAR



## CHAPTER FOUR

### RANK/RATE INSIGNIA

#### SECTION 1: OFFICER RANK INSIGNIA

	<u>Article</u>
1. SLEEVE INSIGNIA.....	4101
2. SLEEVE DEVICES FOR LINE AND STAFF CORPS.....	4102
3. SHOULDER INSIGNIA.....	4103
4. COLLAR GRADE INSIGNIA.....	4104

---

#### 4101. SLEEVE INSIGNIA

1. Description. They are gold stripes, black on green coats, in widths of either 2 inch, 1/2 inch, or 1/4 inch indicating the individual's rank.

2. Position. Stripes encircle the sleeve with the lower edge of the first stripe 2 inches from the edge of the sleeve. Multiple stripes have 1/4 inch intervals in between.



#### 3. Entitlements



FADM      ADM      VADM      RADM      RADM(LH)      CAPT



CDR      LCDR      LT      LTJG      ENS

a. Officer. Officers wear sleeve insignia as indicated below:

(1) FLEET ADMIRAL. Wear one 2 inch stripe with four ½ inch stripes above it.

(2) ADMIRAL. Wear one 2 inch stripe with three ½ inch stripes above it.

(3) VICE ADMIRAL. Wear one 2 inch stripe with two ½ inch stripes above it.

(4) REAR ADMIRAL. Wear one 2 inch stripe with one ½ inch stripe above it.

(5) REAR ADMIRAL (Lower Half). Wear one 2 inch stripe.

(6) CAPTAIN. Wear four ½ inch stripes.

(7) COMMANDER. Wear three ½ inch stripes.

(8) LIEUTENANT COMMANDER. Wear two ½ inch stripes with one 1/4 inch stripe in between.

(9) LIEUTENANT. Wear two ½ inch stripes.

(10) LIEUTENANT (JUNIOR GRADE). Wear one ½ inch stripe with one 1/4 inch stripe above it.

(11) ENSIGN. Wear one ½ inch stripe.

b. Warrant Officers

(1) Warrant Officers wear sleeve insignia appropriate to their grade as indicated below:

W-5

W-4

W-3

W-2

W-1

(a) CHIEF WARRANT OFFICER, W-5. Wear one 1/2 inch stripe with one 1/8 inch blue stripe broken by one hash mark, centered on the outer face of the sleeve.

(b) CHIEF WARRANT OFFICER, W-4. Wear one 1/2 inch stripe with one break, centered on the outer face of the sleeve.

(c) CHIEF WARRANT OFFICER, W-3. Wear one 1/2 inch stripe with breaks 2 inches apart, two breaks centered symmetrically on outer face of sleeve.

(d) CHIEF WARRANT OFFICER, W-2. Wear one 1/2 inch stripe with breaks 2 inches apart, three breaks centered symmetrically on outer face of sleeve.

(e) WARRANT OFFICER, W-1. Wear one 1/4 inch stripe with breaks 2 inches apart, three breaks centered symmetrically on outer face of sleeve.

(2) Sleeve stripes are single, 1/2 inch gold stripes with 1/2 inch break(s) of bright blue. Stripes for green uniforms are 1/2 inch black stripes with 1/2 breaks of green.

#### 4102. SLEEVE DEVICES FOR LINE AND STAFF CORPS

1. General Description. Devices are embroidered, gold and silver as appropriate, or black on green uniforms.

2. Position. Wear on the outer face of the sleeve, centered between front and rear creases, 1/4 inch above the uppermost stripe.

#### 3. Line and Staff Corps Device Description

a. Line. A five-pointed gold star, placed on the sleeve with one ray pointing downward.

b. Medical Corps. A gold embroidered spread oak leaf, surcharged with a silver embroidered acorn, placed on the sleeve, stem down.

c. Nurse Corps. A gold embroidered spread oak leaf, placed on the sleeve, stem down.

d. Supply Corps. A gold embroidered sprig of three oak leaves and three acorns, placed on the sleeve with the longer dimension parallel to the upper stripe, stem to the front (right and left). Also worn by Limited Duty Officers and Supply and Food Service Warrant Officers.

Food Service Warrant Officers.

e. Chaplain Corps

(1) Buddhist A gold embroidered prayer wheel.



(2) Christian. A gold embroidered, Latin cross, placed on the sleeve, inclined to the rear; the longer arm makes an angle of 60 degrees with the upper stripe (right and left).



(3) Jewish. Consists of the Star of David above and attached to the top center of the Tables of the Law, all in gold embroidery, placed on the sleeve with the shorter dimension parallel to the sleeve stripes.

(4) Muslim. A gold embroidered crescent. Worn with moon opening to the front or center.

f. Civil Engineer Corps.


Two overlapped gold embroidered sprigs of two live oak leaves, and a silver embroidered acorn in each sprig, placed on the sleeve with the longer dimension parallel to the sleeve stripes and the top pair opening to the front (right and left).



g. Dental Corps. A gold embroidered spread oak leaf, with a silver embroidered acorn on each side of the stem, placed on the sleeve with the longer dimension perpendicular to the sleeve stripes, stem down.



h. Judge Advocate General Corps. Two gold embroidered oak leaves, curving to form a semi-circle in the center of which is balanced a silver "mill rinde", placed on the sleeve with the longer dimension parallel to sleeve stripes, stems down.



i. Law Community. Same design as the Judge Advocate General Corps insignia with a silver quill pen centered underneath the "mill rinde". Pen nib is down and left.



j. Medical Service Corps. A gold embroidered spread oak leaf, attached to a slanting twig, placed on the sleeve with the longer dimension perpendicular to the sleeve stripes, stem down, lower end of twig to the front (right and left).

#### 4. Warrant Officers' Line Devices



a. Aerographer. A gold embroidered device, consisting of a winged circle with a six feather arrow passing vertically through the circle, placed on the sleeve, arrow pointing down and perpendicular to stripe, with the filled in half of the circle to the front (right and left).

b. Air Traffic Control Technician. A winged microphone.

c. Aviation Boatswain. Gold embroidered crossed winged anchors, placed on the sleeve with wings parallel to the stripe.

d. Aviation Electronics Technician. A winged, helium atom, embroidered in gold, placed on the sleeve with wings parallel to the stripe. The electron orbits diagonally with the bottom to the front (right and left).

e. Aviation Maintenance Technician. A winged, two-blade vertical propeller embroidered in gold, placed on the sleeve with wings parallel to the stripe.

f. Aviation Operations Technician. Two canted winged, crossed electron orbits, canted with a lightning bolt passing through toward wave lines, placed on the sleeve with wings parallel to the stripe (right and left).

g. Aviation Ordnance Technician. A gold embroidered, winged, flaming spherical shell, placed on the sleeve flame upward, parallel to the stripe.

h. Boatswain. Two gold embroidered crossed, fouled anchors, placed on the sleeve with crowns down and parallel to the stripe.

i. Information Systems Technician. Four gold embroidered lightning bolts, 1-1/4 inches long and 3/4 inch wide, placed on the sleeve with the longer dimension parallel to the stripe, narrow end of device to the front (right and left).

j. Cryptologic Technician. A crossed quill nib to the front over a spark pointing down, placed on the sleeve with points down, parallel to the stripe (right and left).

k. Data Processing Technician. A gold embroidered quill, pen nib down to the front (right and left) superimposed diagonally on gear. (Disestablished Oct 2003 and converted to Information Systems Technician)

l. Diving Officer. A gold embroidered diver's helmet with face plate, square knot and breast plate bolts embroidered in silver.

m. Electronics Technician. A gold embroidered helium atom, placed on the sleeve with the horizontal electron orbit parallel to the stripe. The electron orbits diagonally with the bottom to the front (right and left).

n. Engineering Technician/Nuclear Power Technician. A gold embroidered, three-bladed propeller, placed on the sleeve with two blades down, and the lower edges parallel to the stripe.

o. Explosive Ordnance Disposal Technician. A mine superimposed on a crossed torpedo and air craft bomb. The torpedo points down and aft; the bomb points down and forward (right and left).

p. Intelligence Technician. A gold embroidered magnifying glass and yeoman's quill, placed on the sleeve with the quill nib pointing down and forward.

q. Operations Technician. A gold embroidered ship's helm, circumscribing an arrow which points diagonally up and forward. One spark passes diagonally downward through the helm (right and left).

r. Ordnance Technician. A gold embroidered, flaming, spherical shell, placed on the sleeve, flame upward, perpendicular to the stripe.

s. Photographer. A gold embroidered camera, with bellows extended, placed on the sleeve in an upright position with camera front toward sleeve front.

t. Security Technician. A gold embroidered star pointing up, in a circle, within a shield.

u. Special Warfare Combatant-Craft Crewman. Gold embroidered crossed cutlass and cocked flintlock pistol imposed onto an anchor.



v. Special Warfare Technician. Gold embroidered flintlock pistol superimposed onto an anchor and trident.

w. Repair Technician. A gold embroidered carpenter's square, placed on the sleeve, point down, with arm inscribed with measurement lines to the front (right and left).

x. Ship's Clerk. Two gold embroidered, crossed quills, placed on the sleeve with points down and parallel to stripe.

y. Underwater Ordnance Technician. A gold embroidered torpedo, placed on the sleeve with the torpedo parallel to the stripe, and warhead to the front (right and left).

5. Warrant Officers' Staff Corps Devices

a. Civil Engineer Corps Warrant. Same design as for commissioned officers in the Civil Engineer Corps.

b. Physician's Assistant and Technical Nurse Warrant Officer. A gold embroidered caduceus, placed on the sleeve with staff perpendicular to the stripe.

4103. SHOULDER INSIGNIA

1. Description. Consists of hard shoulder boards, soft shoulder boards, and metal grade insignia.

2. Hard Shoulder Boards. Combination insignia indicating wearer's grade and line or staff corps are curved to fit the shoulder and secured at their inner ends by a Navy

eagle, gilt button. Officers wear hard shoulder boards on reefers, overcoats, and designated uniforms. Women wear men's shoulder boards when wearing the men's reefer and women's shoulder boards when wearing the women's reefer.

a. Flag Officers (Line). The surface is covered with gold lace showing a 1/8 inch blue cloth margin on each of the long sides. A silver embroidered fouled anchor is placed with its center line along the shoulder board's longer dimension and the crown pointing toward the squared end of the board. The unfouled arm of the stock points to the front of the wearer (right and left). Designation of grade consists of silver embroidered five-pointed star(s), placed between the crown of the anchor and the squared end of the shoulder board.

b. Flag Officer (Staff Corps). The shoulder marks are the same as those described in subparagraph a., above, with an appropriate corps device, of the same size as that prescribed for wear on the shirt collar, superimposed on the anchor's shank.

(1) Fleet Admiral

(2) Admiral

(3) Vice Admiral

(4) Rear Admiral

(5) Rear Admiral (Lower Half)

c. Officers below Flag Grade. The surface is black cloth. Gold lace stripes, the same width, number, and spacing, specified for stripes on sleeves of the blue coat, designate rank. The first stripe starts 1/4 inch (1/2 inch for Ensigns) from the widest end. Line and staff corps devices

replicate sleeve insignia and are placed as far from the stripes as specified for devices on sleeves of blue coats.

d. Warrant Officers. The surface is black cloth. Stripe widths are as specified for sleeves of blue coats but the blue break(s) are  $\frac{1}{2}$  inch rather than 2 inches apart. The stripe starts  $\frac{1}{2}$  inch from the widest end. Line or staff corps devices are sized as specified for devices on sleeves of blue coats.

W-5                      W-4                      W-3                      W-2                      W-1

3. SOFT SHOULDER BOARDS. Combination insignia indicating the wearer's grade and corps are  $\frac{3}{4}$  the size of the men's hard shoulder boards. Soft shoulder boards are worn on white epauletted shirts when worn with Service Dress Blue, and on the Navy black V-neck sweater.

Rear Admiral                      Officer Below Flag

4. METAL GRADE INSIGNIA. Wear regular size metal grade insignia centered on shoulder straps of blue all-weather coats, khaki jackets, blue jackets and black jackets. Dimensions of regular size metal grade insignia are provided in article 4104.5. Place the outer edge of each device  $\frac{3}{4}$  inch from the squared end of the shoulder strap.

a. Wearing Metal Grade Insignia

(1) Flag Officer. Wear insignia lengthwise on the strap so that the single rays of each star point toward the collar.

Fleet Admiral

Admiral

Vice Admiral

Rear Admiral

Rear Admiral (Lower Half)

(2) Captain. Wear with the top of eagle's head toward the collar, and head and olive branch pointing to the front (right and left).

(Right)

(Left)

(3) Commander. Wear with the stem of silver oak leaf away from the collar.

(4) Lieutenant Commander. Wear with the stem of the gold oak leaf away from the collar.

(5) Lieutenant. Two silver bars, attached near the ends. Place bars on the center line of each shoulder strap with bars in a fore and aft line.

(6) Lieutenant (Junior Grade). Place one silver bar on center line of each shoulder strap, with the longer dimension of the bar in a fore and aft line (flat bar).

(7) Ensign. Wear one gold bar on the shoulder strap as for Lieutenant (Junior Grade).

(8) Warrant Officers. Place on the center line of each shoulder strap with the longer dimension of the bar in a fore and aft line.

(a) Chief Warrant Officer, W-5 - Silver background with one 1/4 inch blue stripe centered along the silver bar.

(b) Chief Warrant Officer, W-4 - Blue background with two 1/4 inch silver breaks across, separated by 1/4 inch of blue background in center.

(c) Chief Warrant Officer, W-3 - Blue background broken across the center by a silver break 1/4 inch wide.

(d) Chief Warrant Officer, W-2 - Same as for Chief Warrant Officer W-4 but the breaks are gold.

(e) Warrant Officer, W-1 - Same as for Chief Warrant Officer W-3, except that the break is gold.

W-5                      W-4                      W-3                      W-2                      W-1

#### 4104. COLLAR GRADE INSIGNIA

1. General. Wear miniature sized metal grade insignia on the collar points of khaki and blue shirts. Wear miniature sized embroidered grade insignia tapes on Navy coveralls. (NOTE: Embroidered collar devices may be slightly larger than metal collar devices.)

2. Description. Collar grade insignia replicates metal shoulder insignia except flag officers' miniature multiple stars which are connected as follows:

Admiral

Vice Admiral

Rear Admiral

Rear Admiral  
(Lower Half)

3. Manner of Wearing. Line officers wear the grade insignia on both collar points. Captains wear with the top of the eagle's head toward the collar, and head and olive branch pointing to the front (both staff corps and line officers). Staff Corps officers and chief warrant officers wear grade insignia on the right collar point and staff insignia on the left collar point.

a. Long Sleeve Khaki and Blue Shirt. Center the insignia 1 inch from the front and upper edges of the collar, except for Flag Officers. Admirals, Vice Admirals, and Rear Admirals, center the first star 1 inch from the front and upper edge of the collar, and position the vertical axis of the insignia at right angles (the horizontal axis parallel) to the upper edge of the collar. This procedure applies whether the collar is worn open or closed.

b. Open Collar Short Sleeve Shirts and Navy Coveralls. Center the insignia 1 inch from the front and lower edges of the collar and position the vertical axis of the insignia along an imaginary line bisecting the angle of the collar point.

c. Flag Officers. Wear collar insignia on open collar short sleeve shirts and Navy coveralls in the manner shown below:

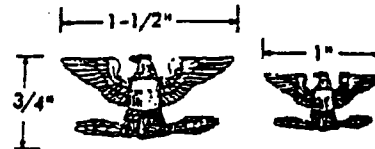
4. LINE AND STAFF CORPS COLLAR INSIGNIA. Consists of insignia indicating staff corps or line. Staff corps officers and warrant officers wear them on the left collar point of shirts in the manner described for collar grade insignia. The vertical axis of the insignia is aligned with the bisecting line of the collar point on open collar shirts, and the horizontal axis parallel to the upper edge of the collar on long sleeve khaki and blue shirts. They have the same design as those worn on the sleeves of blue coats but the dimensions conform to the specifications and standards sample. These devices are primarily in gold color metal with silver symbol as applicable. Leaves are veined, but otherwise smooth, and do not simulate embroidery.

**5. REGULAR AND MINIATURE SIZES OF GRADE INSIGNIA.**  
Regular and miniature sizes of grade insignia have the dimensions shown below:



FLAG OFFICERS

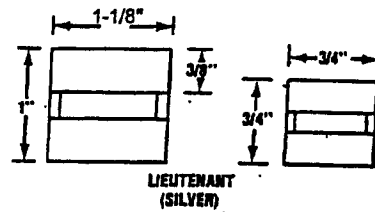
BEAK TO FRONT



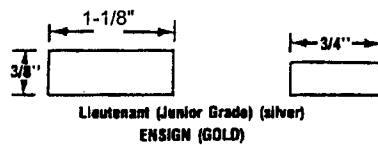
CAPTAIN  
(Silver)



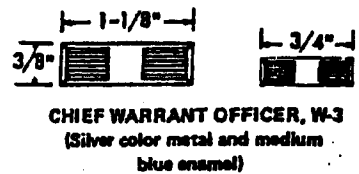
COMMANDER (SILVER)  
LIEUTENANT COMMANDER (GOLD)



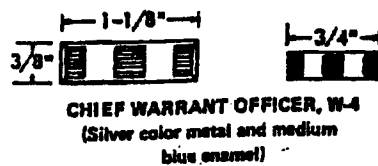
LIEUTENANT  
(SILVER)



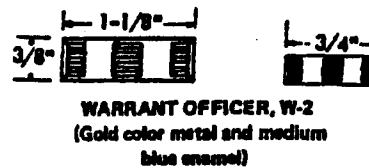
Lieutenant (Junior Grade) (silver)  
ENSIGN (GOLD)



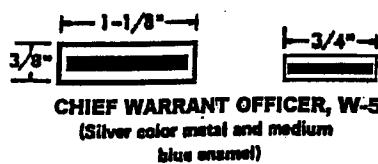
CHIEF WARRANT OFFICER, W-3  
(Silver color metal and medium blue enamel)



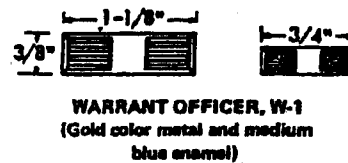
CHIEF WARRANT OFFICER, W-4  
(Silver color metal and medium blue enamel)



WARRANT OFFICER, W-2  
(Gold color metal and medium blue enamel)



CHIEF WARRANT OFFICER, W-5  
(Silver color metal and medium blue enamel)



WARRANT OFFICER, W-1  
(Gold color metal and medium blue enamel)



## CHAPTER FOUR

### RANK/RATE INSIGNIA

#### SECTION 2: ENLISTED RATE/RATING INSIGNIA

##### PART 1: CPO RATE INSIGNIA

	<u>Article</u>
1. CPO RATING BADGES.....	4211
2. CPO COLLAR INSIGNIA.....	4212
3. METAL RANK INSIGNIA ON OUTERGARMENTS.....	4213
4. SOFT SHOULDER BOARDS.....	4214

---

#### 4211. CPO RATING BADGES

##### 1. Description

a. Rating badges consist of a perched eagle with expanded wings pointing upward and the eagle's head to its right. Chevrons, rocker, and stars, as authorized, indicates the wearer's rate, and a specialty mark to indicate rating are included as part of the rating badge. All are embroidered on a pentagonal shaped background. The chevrons on rating badges measure 3-1/4 inches wide for male CPO's and rating badges measure 2-1/2 inches wide for female CPO's. Rating insignia, chevrons and rockers for women are 3/4 the size of the men's rating badges.

MASTER CHIEF  
PETTY OFFICER

SENIOR CHIEF  
PETTY OFFICER

CHIEF  
PETTY OFFICER

b. Background material for rating badges and service stripes match the color of the uniform coat or jacket. Colors of the eagles, specialty mark, stars, chevrons and service stripes for prescribed uniforms are as indicated below:

<u>UNIFORM</u>	<u>RATING BADGE BACKGROUND</u>	<u>EAGLE SPECIALTY MARK, STAR(S)</u>	<u>CHEVRONS SERVICE STRIPES</u>
Service Dress Blue	Navy Blue	Silver	Gold/Scarlet
Dinner Dress Blue Jacket	Navy Blue	Silver	Gold/Scarlet
Dinner Dress White Jacket	White	Silver	Gold/Blue
Aviation Green Working	Forestry Green	Blue	Blue

2. Special Rating Badges. Personnel assigned as the Master Chief Petty Officer of the Navy, Fleet/Force Master Chief Petty Officers and Command Master Chief Petty Officers wear special rating badges which meet the following criteria:

a. Master Chief Petty Officer of the Navy. Wear three gold stars above the eagle and one gold star in place of the specialty mark.

b. Post Tour MCPON. Continue wearing three gold stars above the eagle. A gold specialty mark in lieu of the gold star in center of rating badge unless assigned to a Command Master Chief billet following <OPNAVINST 1306.2 (series)>, then a silver star replaces the specialty mark.

c. Fleet/Force Master Chief Petty Officers. Wear two gold stars above the eagle and one gold star in place of the specialty mark.

d. Post Tour FM/C's. Continue wearing two gold stars above the eagle. A gold specialty mark replaces the gold star centered on the rating badge unless assigned to a Command Master Chief billet following <OPNAVINST 1306.2 (series)>, then a silver star replaces the specialty mark.

e. Command Master Chief Petty Officer. MCPO's assigned to a full time CM/C billet (NEC 9579/9580) following <OPNAVINST 1306.2 (series)> wear silver stars above the eagle and a silver star in place of the specialty mark. Senior Chief Petty Officers and Chief Petty Officers filling CM/C billets do not replace the specialty mark with a star.

f. Post Tour CM/C's. Wear two silver stars above the eagle and a silver specialty mark in the center of the rating badge (excluding past MCPON's and FM/C's).

Master Chief Petty Officer of the Navy (MCPON)	Fleet/Force Master Chief Petty Officer (F/MC) (Gold Stars)	Command Master Chief Petty Officer (C/MC) (Silver Stars)
--	---	---

3. Position. Rating badges are sewn on the left sleeve of Service Dress Blue Jacket, Dinner Dress Blue Jacket, and Dinner Dress White Jacket centered on the sleeve midway between the shoulder seam and the elbow.

#### 4212. CPO COLLAR INSIGNIA

1. General. Wear metal collar devices (approximately 1 inch) on the collar points of khaki and blue shirts. Wear miniature sized (approximately 1-1/4 inch) embroidered grade insignia tapes on Navy coveralls. (Note: Embroidered collar devices may be slightly larger than metal collar devices.)

2. Description. Collar grade insignia consists of a gold fouled anchor with silver block letters "USN" superimposed on the shank of the anchor. One, two, or three silver stars are attached above the anchor stock to designate Senior, Master, and Master Chief Petty Officer of the Navy as shown below:

3. Manner of Wearing. Collar grade insignia are worn on both collar points.

a. Long Sleeve Khaki and Blue Shirt. Center the insignia 1 inch from the front and upper edges of the collar. This procedure applies whether the collar is worn open or closed.

b. Open Collar Short Sleeve Shirt and Navy Coveralls. Center the insignia at a point 1 inch from the front and lower edges of the collar and position the vertical axis of the insignia along an imaginary line (A) bisecting the angle of the collar point.

c. Service Dress White

(1) Men wear collar insignia on the standing collar of the Service Dress White coat. The anchor shank will be parallel to the vertical edge of the collar, with the center of the insignia on the midline of the standing collar, 1 inch from the vertical edge of the collar.

(2) Women wear collar insignia on the ends of the collar of the Service Dress White coat. The anchor shank will be in the vertical (upright) position, with the center of the insignia approximately 1 inch from the bottom edge of the collar and midway between the edges (seam and outer edge) of the collar.

#### 4213. METAL RANK INSIGNIA ON OUTERGARMENTS

1. General. CPOs wear metal devices on khaki windbreakers, black jackets (relaxed fit with knit collar), and all-weather coats. (CPOs wear no insignia on reefers and overcoats.)

2. Description. Same device as worn on garrison cap (approximate size: 1-1/4 inch). Refer to <article 4321>.

3. Manner of Wearing. Wear metal rank insignia on each epaulet centered from side to side with the bottom edge of the device approximately 3/4 inch from the squared end of the epaulet.

#### 4214. SOFT SHOULDER BOARDS

1. General. CPOs wear soft shoulder boards on the Service Dress Blue white shirt and black V-neck sweater.

2. Description. The soft shoulder board is black cloth with anchor, and stars as appropriate, indicating rank. The bottom of the anchor is approximately 3/4 inch from the end of the board. Same size soft shoulder boards are worn by men and women.

3. Manner of Wearing. Place soft shoulder board on each epaulet with insignia resting on the squared end of the epaulet.

## CHAPTER FOUR

### RANK/RATE INSIGNIA

#### SECTION 2: ENLISTED RATE/RATING INSIGNIA

##### PART 2: E-1 TO E-6 RATE INSIGNIA

	<u>Article</u>
1. RATING BADGES.....	4221
2. GROUP RATE MARKS.....	4222
3. STRIKER MARKS.....	4223
4. APPRENTICE TRAINING GRADUATES.....	4224
5. UNIT IDENTIFICATION MARKS.....	4225
6. SPECIALTY MARKS.....	4226
7. COLLAR INSIGNIA.....	4227

---

#### 4221. E4-E6 RATING BADGES

##### 1. Description

a. Rating badges consist of a perched eagle with expanded wings pointing upward and its head facing right. Chevrons, indicating the wearer's rate, and a specialty mark indicating rating is part of the badge. Embroidered rating badges worn on blue working jackets and utility shirts have no specialty mark. Chevrons on rating badges for men, E-4 through E-6, measure 3-1/4 inches wide. Chevrons on women's rating badges measure 2-1/2 inches wide and their rating insignia is 3/4 the size of men's. Women wearing the men's peacoat will use the men's size rating badge on the peacoat. Men and women wear the same size rating badge (3-1/4 inches wide) on the blue working jacket.

PETTY OFFICER  
FIRST CLASS

PETTY OFFICER  
SECOND CLASS

PETTY OFFICER  
THIRD CLASS

b. Rating badges with Navy blue backgrounds are worn on Navy blue uniforms. There are three blue background materials: (1) 75/25% poly/wool used on men's and women's Winter Blue/Winter Working Blue; (2) 75/25% poly/wool and 55/45% poly/wool gabardine used on women's Service Dress Blue; (3) 100% wool serge used on peacoats and men's Service Dress Blue Jumper.

c. Rating badges for E-6 and below Dinner Dress Blue Jackets, utility shirts and blue working jackets are made of the same material as the uniform component. Rating badges with white backgrounds match the fabric of uniforms on which they are worn. Colors of the eagle, specialty mark, chevrons, and service stripes for prescribed uniforms and components are mandatory as indicated on the following chart:

<u>UNIFORM</u>	<u>RATING BADGE BACKGROUND</u>	<u>EAGLE, SPECIALTY MARK</u>	<u>CHEVRONS</u>	<u>SERVICE STRIPES</u>
DINNER DRESS BLUE JACKET	NAVY BLUE	WHITE/SILVER	SCARLET/GOLD	SCARLET/GOLD
DINNER DRESS WHITE JACKET	WHITE	BLUE/SILVER	BLUE/GOLD	BLUE/GOLD
SERVICE DRESS BLUE	NAVY BLUE	WHITE/SILVER	SCARLET/GOLD	SCARLET/GOLD
SERVICE DRESS WHITE	WHITE	BLUE	BLUE	BLUE
SUMMER WHITE	WHITE	BLUE	BLUE	NONE
WINTER BLUE/ WINTER WORK- ING BLUE	NAVY BLUE	WHITE	SCARLET	NONE
UTILITY	BLUE	DARK BLUE (EAGLE ONLY)	DARK BLUE	NONE
PEACOCK	NAVY BLUE	WHITE	SCARLET	NONE
BLUE WORKING JACKET	NAVY BLUE	WHITE (EAGLE ONLY)	SCARLET	NONE



## 2. Position

a. Rating badges are sewn on the left sleeve centered between the shoulder seam and the elbow as shown for the uniforms listed below. The blue working jacket does not have a shoulder seam. Use the shoulder/arm connection as the point of reference.

Maternity Blue Shirts  
Service Dress Jumpers  
White Shirts (SS only)  
Blue Shirts  
Utility Shirts

Dinner Dress Coats  
Service Dress Coats  
Peacoats  
Blue Working Jackets

### 4222. GROUP RATE MARKS

1. General. Consists of two or three short diagonal stripes which, alone, or in combination with specialty marks, indicate E-2 and E-3 paygrades. Personnel in paygrade E-1 do not wear group rate mark. Men and women wear the same size.

2. Proper Wear and Positioning. Group rate marks are placed on a rectangular background and worn on the left sleeve of all uniforms except utilities and coveralls. They are worn in the same relative position as that of rating badges. Group rate marks are not worn on any outer garment.

3. Description. The stripes are 3 inches long and placed at an angle of 30 degrees from the horizontal line on a rectangular background of a color that matches the uniform on which it is worn. For fabric of group rate marks refer to <article 4221.1b/c>. The lower end of the stripes is to the front. E-2 personnel wear two stripes and E-3 personnel wear three stripes.

a. Seaman and Apprentices. Seamen and seamen apprentices wear white stripes on blue uniforms and navy blue stripes on white uniforms.

b. Fireman and Apprentices. Firemen and firemen apprentices wear red stripes on blue and white uniforms.

c. Constructionman and Apprentices.

Constructionmen and construction apprentices wear light blue stripes on blue and white uniforms.

d. Airman and Apprentices. Airmen and airmen apprentices wear emerald green stripes on blue and white uniforms.

e. Hospitalman, Dentalman and Apprentices. Hospital men, dentalmen and apprentices wear white stripes and specialty marks on blue uniform and navy blue stripes and specialty marks on white uniforms.

4223. STRIKER MARKS

1. General. E1-E3 personnel who are qualified, and have been designated following instructions issued by Naval Military Personnel Command, wear the specialty mark of the rating for which they have qualified.

2. Position. E-1's wear the striker mark only, centered 2 inches above the midway point between shoulder and elbow on the left sleeve of all uniforms except utilities, in the same position relative to the center line of the sleeve as prescribed for rating badges. E-2's and E-3's wear the striker mark centered immediately above the background of the group rate marks on the left sleeve, or striker's mark and group rate mark may be one piece. They are worn on all uniforms except utilities, coveralls and outergarments. Men and women wear the same size.

Striker's Mark (Photographer's Mate)

4224. APPRENTICE TRAINING GRADUATES. Apprentice training graduates wear the devices as shown below, in the same relative position as the striker marks. Wear apprentice devices until designated a striker then replace apprentice devices with an appropriate striker mark.

Airmen

Firemen

Seamen

4225. UNIT IDENTIFICATION MARKS (UIM's). E1-E6 personnel assigned for **permanent duty** (not in transit), including Naval Reserve Reinforcement and Augment Personnel, are required to wear UIM's on the right sleeve of Dress Jumper uniforms, Winter Blue shirts, and short sleeved white shirts. Exemptions to required wear may be granted by the prescribing authority (area coordinators) to meet security requirements. Commands will submit UIM wear exemption requests to their prescribing authority for approval. UIM's have 1/4 inch white block letters, embroidered on a black background 1/2 inch wide, and are worn with the top edge parallel to and 3/8 inch below lower row of shoulder sleeve stitching. Center them on the outer face of the sleeve and sew them on with colorfast blue thread. UIMs are authorized in two lengths, 5 inch and 5-3/4 inch. The UIMs are lettered with the approved short title of the command, as contained in the Standard Navy Distribution Lists (SNDL) Parts 1 and 2 (OPNAV P09B2-105). Wear the UIM of the parent command unless one of the following exists: (1) Have own UIC; (2) Tenant command non-collocated with parent command. Upon reporting for duty, men and women will be issued seven UIMs. Organizations are authorized to purchase UIMs from O&MN funds. Any ship/unit that is decommissioned/ disestablished or transferred to reserve status should forward ten UIM's for historical purposes, to the Naval Historical Center, Curator for the Navy, Washington Navy Yard, Washington, DC, 20374-0571. (For ordering information, see link.)

4226. SPECIALTY MARKS. Center a specialty mark, indicating the rating, between the eagle's talons and the upper chevrons. Specialty marks are as follows:

1. Aerographer's Mate (AG). A winged circle with vertical, feathered arrow through it. One-half of the circle is filled in and to the front.

2. Air Traffic Controller (AC). A winged microphone.



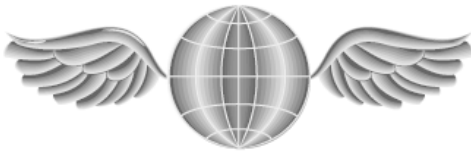
3. Aircrew Survival Equipmentman (PR). A winged parachute.



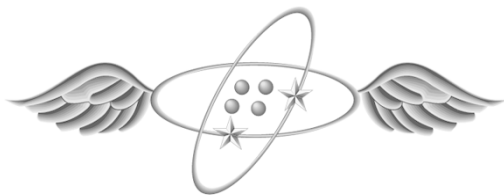
4. Aviation Warfare Systems Operator (AW). Winged crossed electron orbits, canted with a lightning bolt passing through toward waves.



5. Aviation Boatwain's Mate (AB). Crossed winged anchors, crowns down.



6. Aviation Electrician's Mate (AE). A winged globe, with five embroidered latitudinal lines and five embroidered longitudinal lines.



7. Aviation Electronics Technician (AT). Winged helium atom, surrounded by the revolving electrons, one horizontal and one vertical.



8. Aviation Machinist's Mate (AD). A winged two-bladed propeller.

9. Aviation Maintenance Administrationman (AZ). A winged two-bladed propeller centered on an open book.

10. Aviation Ordnanceman (AO). A winged flaming spherical shell.

11. Aviation Storekeeper (AK). Winged crossed keys; stems of keys down, webs facing outward. (Disestablished and converted to SK, 1 Jan 03)

12. Aviation Structural Mechanic (AM). Winged crossed mauls; heads of mauls up.

13. Aviation Support Equipment Technician (AS). A winged maul and spark, head of maul up; spark points down and to the front.

14. Boatswain's Mate (BM). Crossed anchors; crowns down.

15. Builder (BU). Carpenter's square, points up, superimposed on plumb bob.

16. Construction Electrician (CE). A spark superimposed, at an angle, on a telephone pole; lower end of spark to the front.

17. Construction Mechanic (CM). Double-headed wrench superimposed on a nut.

18. Cryptologic Technician (CT). Crossed quill and spark, both pointing down; pen on top with nib to the front.

19. Culinary Specialist (CS). Crossed keys and quill superimposed upon an open ledger.

20. Damage Controlman (DC). A crossed ax and maul.

21. Dental Technician (DT). A caduceus, with a block letter "D" midway on the staff. (Disestablished and converted to HM, 1 Oct 05.)

22. Disbursing Clerk  
(DK). A check with a key  
in it at an angle; web and  
pin of key down and to the  
front. (Disestablished  
and converted to PS, 1 Oct  
05.)

23. Electrician's Mate  
(EM). A globe, with five  
latitudinal and five  
longitudinal lines.

24. Electronics Techni-  
cian (ET). A helium atom.

25. Electronics Warfare  
Technician (EW). A helium  
atom with an electrical  
spark passing downward  
through the atom.  
(Disestablished and  
converted to CTT 1 Oct 03  
for active duty, 1 Oct 04  
for reserve)

26. Engineering Aid (EA).  
A leveling rod with the  
measuring scale to the  
front.

27. Engineman (EN). A  
gear.

28. Equipment Operator  
(EO). A bulldozer, blade  
to the front.

29. Fire Control Technician  
(FT). A range finder.

30. Fire Controlman (FC). A  
range finder with spark on  
each side that faces inward.

31. Gas Turbine System  
Technician (GS). A turbine  
with an impeller.

32. Gunner's Mate (GM).  
Crossed gun barrels; muzzles  
up.

33. Hospital Corpsman (HM).  
A caduceus.

34. Hull Maintenance  
Technician (HT). Crossed  
fire axe and maul, handles  
down; fire axe blade to  
front, on a carpenter's  
square that points down.

35. Interior Communications  
Electrician (IC).  
Electrician Mate's device  
with a French-style telephone  
above it.



36. Illustrator Draftsman (DM). A triangle with draftsman's compass on it; the right angle of triangle points down.

37. Information Systems Technician (IT). Four sparks; points to the front.

38. Intelligence Specialist (IS). Magnifying glass and quill.

39. Journalist (JO). Scroll and quill; pen uppermost, nib of pen down and to the front.

40. Legalman (LN). A vertical mill rinde over a quill; nib of pen down and to the left.

41. Lithographer (LI). Crossed litho crayon holder and scraper uppermost, blade to the front.

42. Machinery Repairman (MR). Micrometer and gear; handle of micrometer to the rear, open parts of jaws holding gear. The device is worn with the handle parallel to the upper edge of the left arm of the chevron.

43. Machinist's Mate (MM). Three-bladed propeller; one blade pointing down.

44. Master-at-Arms (MA). A star pointing up in a circle, within a shield.

45. Mineman (MN). A floating mine.

46. Missile Technician (MT). A guided missile surrounded by an electronic wave.

47. Musician (MU). A lyre.

48. Navy Counselor (NC). An anchor crossed with a quill.

49. Operations Specialist (OS). An A-cope on an arrow; arrow pointing diagonally upward and to the front.

50. Personnel Specialist (PS). Crossed manual and quill; manual upper most; pen nib down and to the front. (The Personnelman (PN) rate has been disestablished and converted to PS, 1 Oct 05.)

51. Photographer's Mate (PH). Winged graphic solution of photographic problem.

52. Postal Clerk (PC). A postal cancellation mark.

53. Quartermaster (QM). A ship's helm.

54. Religious/Program Specialist (RP). A rose compass, a globe, and an anchor.

55. Ship's Serviceman (SH). Crossed key and quill; stem of key and pen nib down; pen to be uppermost; web and pin of key to the front.

56. Signalman (SM). Two upright crossed semaphore flags. (Disestablished 30 Sep 04.)

57. Sonar Technician (ST). Earphones with arrow in horizontal position, point to the front.

58. Steelworker (SW). An I-beam suspended from a hook; open side of hook to the front.

59. Storekeeper (SK). Crossed keys, stems down, webs outward.

60. Torpedoman's Mate (TM). A torpedo, head to the front.

61. Utilities Man (UT). A valve with flange to the front.

62. Yeoman (YN). Crossed quills, nibs down.

63. MCPON, Fleet Force Master Chief. One inch gold star; one ray down

64. Command Master Chief. One inch silver star; one ray down.

4227. Collar Insignia. E4-E6 personnel shall wear pewter or anodized (highly polished) miniature collar devices (article 4331.2e) on collar tips of the black jacket and the blue all-weather coat. Non-anodized (flat finish) pewter collar insignia will be phased out effective 01 Oct 2005. Embroidered miniature sized (approximately 1-1/4 inch) collar device tapes on Navy coveralls. Personnel who qualify for gold service stripes outlined in article <4232> and <4233> are entitled to wear gold chevrons vice scarlet on the collar devices for Navy coveralls. Center of insignia at point (A) 1 inch from the front and lower edges of the collar and place the vertical axis of the insignia along an imaginary line (B) bisecting the angle of the collar point. Eagles face toward the front (inward). (NOTE: Embroidered collar devices may be slightly larger than metal collar devices.)

## CHAPTER FOUR

### RANK/RATE INSIGNIA

#### SECTION 2: ENLISTED RATE/RATING INSIGNIA

##### PART 3: SERVICE STRIPES

	<u>Article</u>
1. SERVICE STRIPES.....	4231
2. GOLD RATING BADGE AND SERVICE STRIPES.....	4232
3. CONTINUED WEARING OF GOLD.....	4233
4. FLEET RESERVE PERSONNEL.....	4234
5. RATING MERGERS.....	4235

---

#### 4231. SERVICE STRIPES

1. Description. Consist of embroidered diagonal stripes, 7 inches long and 3/8 inch wide for male CPO's. Male E1-E6 personnel wear service stripes 5-1/4 inches long and 3/8 inch wide. Navy women wear service stripes 5-1/4 inches long and 1/4 inch wide.

2. Position. Sew on the left sleeve of Dress Blue, Dress White, Dinner Dress Blue Jacket, and the Dinner Dress White Jacket with the lower ends to the front. The lower end of the first stripe is 2 inches from the end of the sleeve. On jumpers having a buttoned cuff the lower end of the first stripe is 1-1/2 inches above the upper edge of the cuff. The trailing edge of the stripe is in line with the trailing edge of the rating badge. The stripes are at a 45 degree angle. When more than one stripe is authorized they are placed 1/4 inch apart.

3. Color. Stripes are either scarlet, gold or blue as specified.

4. Entitlements. All personnel wear one stripe for each four years of active duty service or reserve service in an active status in any of the armed services.

#### 4232. GOLD RATING BADGE AND SERVICE STRIPES.

Personnel whose most recent 12 cumulative years of Naval active or active reserve service meets requirements for Good Conduct Service (that which meets minimum requirements for performance, conduct and evaluations marks for the Good Conduct Award) shall wear gold rating badges and gold service stripes on Dress Blue uniforms, Dinner Dress Blue uniforms and Dinner Dress Blue/White Jacket uniforms. The 12 years may be active or drilling reserve time in the Navy, Navy Reserve, Marine Corps, or Marine Corps Reserve. Times excluded are: delayed entry programs, inactive

reserves and broken service. Under broken service conditions - resume the cumulative time count upon active duty reenlistment or upon enlisting in the drilling reserves.

4233. CONTINUED WEARING OF GOLD. Once qualified to wear the gold rating badge and gold service stripes, the qualification continues through the duration of an enlisted person's service, providing they continue to meet minimum conduct, performance, and evaluation mark requirements for a Good Conduct Medal or Naval Reserve Meritorious Service Award. On the date the individual fails to meet the minimum standards, the gold rating badge and gold service stripes must be removed from the uniform. Additionally, if an individual is convicted by court-martial or Non-Judicial Punishment (NJP), the gold badge and gold service stripes must be removed from the uniform on the date the conviction becomes final within the meaning of Article 76, Uniform Code of Military Justice. The privilege to again wear the gold service stripes/rating badge may only be earned by fulfilling the requirements listed in <4232>.

4234. FLEET RESERVE PERSONNEL. Fleet reserve personnel may wear the gold rating badges and service stripes authorized at the time of their transfer to the fleet reserve. For fleet reserve personnel returning to active duty, fleet reserve time is considered broken time for the purpose of determining authorized additional service stripes, and qualifying to wear gold sleeve insignia.

4235. RATING MERGERS. Personnel serving in ratings which have been merged with another rating may continue wearing the old rating badge until their next advancement or until 24 months after the effective completion date of the merger, whichever comes first.

## CHAPTER FOUR

### RANK/RATE INSIGNIA

#### SECTION 3: HEADGEAR INSIGNIA

##### PART 1: COMMISSIONED OFFICERS AND WARRANT OFFICERS HEADGEAR INSIGNIA

	<u>Article</u>
1. CAP DEVICE.....	4311.1
2. VISOR ORNAMENTATION.....	4311.2
3. CHIN STRAPS.....	4311.3
4. HEADGEAR.....	4311.4

---

#### 4311. HEADGEAR INSIGNIA (COMMISSIONED OFFICERS AND WARRANT OFFICERS)

##### 1. Cap Device

a. Commissioned Officers and Commissioned Warrant Officers. Consists of two gold crossed fouled anchors with burnished silver shield surmounted by a burnished silver spread eagle facing to wearer's right. It may be embroidered or made of metal (standard or high relief). The device is attached to the mount of the combination cap band. Miniature cap devices have the same design but the overall size is reduced by one-half.

b. Warrant Officers, W-1. Consists of two crossed gold color foul anchors, of a size to be inscribed in a circle 2-1/4 inches in diameter. The unfouled arm of the stock shall point inward. It may be embroidered or made of metal. The device shall be attached to the mount of the combination cap band.



## 2. Visor Ornamentation

a. Male flag officers' cap visors are covered with dark blue cloth, embroidered with two rows of gold oak leaves and acorns. Female flag officers' hat bands are dark blue cloth, embroidered with two rows of gold oak leaves and acorns. The hat band is encircled at the top by gold braid piping approximately 1/8 inch wide.

b. For Captains and Commanders the visor/hat band ornamentation is one vice two rows of the same ornamentation as for Flag Officers.

c. For officers of the rank of Lieutenant Commander and below the visor/hat band is plain.

## 3. Chin Straps

a. For all commissioned officers and commissioned warrant officers, chin straps shall be 1/2 inch wide, faced with gold lace, and shall be secured at each side of the cap by a Navy eagle, gilt button.

b. For warrant officers, W-1, chin straps shall be 1/4 inch wide, faced with gold lace, and shall be secured at each side of the cap by a Navy eagle, gilt button.

#### 4. Headgear

a. Combination Cap. Insignia on combination caps consists of a cap device, chin strap, and retaining buttons. An embroidered visor/hat band is worn by officers of the rank of Commander and above. Female officers, O-5 and above, do not wear the gold chin strap.

b. Garrison Cap. Insignia on the garrison cap consists of metal collar size grade insignia and miniature cap device.

##### (1) Miniature Cap Device

(a) Commissioned Officers and Commissioned Warrant Officers). Metal insignia designed like the cap device for combination caps, but reduced by one-half.

(b) Warrant Officers, W-1. Metal insignia of the same design and color as the cap device described for wear on the combination cap except that each dimension shall be reduced by one-half.

(2) Position. Cap devices and rank devices, for garrison caps, are worn on the left and right side, respectively.

c. Berets. Officers wear the miniature hat insignia on berets aligned above the left eye.

d. Tropical Helmets. Wear a miniature cap device, designed like the combination cap device, on the front of the tropical helmet.

## CHAPTER FOUR

### RANK/RATE INSIGNIA

#### SECTION 3: HEADGEAR INSIGNIA

##### PART 2: CHIEF PETTY OFFICER (CPO) HEADGEAR INSIGNIA

	<u>Article</u>
1. CAP DEVICE.....	4321.1
2. CHIN STRAP.....	4321.2
3. HEADGEAR.....	4322.3

---

#### 4321. HEADGEAR INSIGNIA (CPO)

1. Cap Device (CPO). Cap devices consist of a gold fouled anchor with silver block letters "USN" superimposed on the anchor's shank. One, two, or three silver stars are attached above the anchor's stock indicating Senior Chief, Master Chief, and Master Chief Petty Officer of the Navy.

2. Chin Strap. The chin strap is ½ inch wide made of black patent leather or vinyl, and adjusted to fit snugly against the cap. Wear the chin strap with the grommet to your left.

#### 3. Headgear

a. Combination Cap. The combination cap has a cap device as described above. Gold navy eagle buttons attach the black chin strap to the cap frame through a black mounting band. The cap device is attached to the mounting band with the stock's unfouled arm to the wearer's right.

b. Helmet, Tropical. Center a miniature cap device on the front as shown below.

c. Garrison Cap. Center a miniature CPO cap device on the left side of the garrison cap in the manner shown below.

d. Beret (Female CPO). Wear the miniature CPO cap device on the beret as pictured below and aligned above the left eye.

e. Dimensions of CPO Devices

Cap Device

1-3/4 inch

Miniature Cap

Device  
1-1/4 inch

Collar Device

1 inch

## CHAPTER FOUR

### RANK/RATE INSIGNIA

#### SECTION 3: HEADGEAR INSIGNIA

##### PART 3: E1 - E6 HEADGEAR INSIGNIA

	<u>Article</u>
1. CAP DEVICE.....	4331.1
2. HEADGEAR.....	4331.2

---

#### 4331. HEADGEAR INSIGNIA (E1-E6)

1. Cap Device (E1-E6). Device consists of pewter or anodized (highly polished) spread eagle, with block letters "USN" placed horizontally between the wing tips and centered above the eagle's head. Non-anodized (flat finish) pewter hat insignia will be phased out effective 01 Oct 2005.

#### 2. Headgear

a. Combination Hat (Women). Attach the cap device to a mount and place behind the cap band.

b. Garrison Cap. E4-E6 personnel center a cap device (same insignia as worn on Navy/command ball cap <(article 4331.2e)> on the left side of the garrison cap in the same relative position as described for Chief Petty Officers, <article 4321.3c>. Insignia consists of an eagle and chevrons of either bright shiny silver or gold finish. Petty officers entitled to wear gold rating badges and service stripes on their Service Dress Blue uniform wear gold chevrons vice silver on their cap device. E1-E3 wear no insignia on the garrison cap.

c. Helmet, Tropical. Center cap device on the front of the tropical helmet as shown below:

d. Beret (Women). Place the regular size cap device on the beret, as pictured below, and align it above your left eye.

e. Navy/Command Ball Cap. Regular size insignia may be worn on the Navy/Command ball cap by E4-E6 personnel. Insignia consists of an eagle and chevron(s) of either bright shiny silver or gold finish. Petty officers entitled to wear gold rating badges and service stripes on their Service Dress Blue uniform wear gold chevrons vice silver on their cap device. Center the device on the front of the ball cap, and 1-1/4 inches above the visor.

Regular

Miniature

**THE FOLLOWING INFORMATION IS PROVIDED FOR COMMANDS  
ORDERING UNIT IDENTIFICATION MARKS (UIMS)**

**UNIT IDENTIFICATION MARKS**

THE FOLLOWING INFORMATION IS PROVIDED FOR COMMANDS  
ORDERING UNIT IDENTIFICATION MARKS (UIMS)

- USE DD FORM 1155 OR ANY AUTHORIZED ORDERING FORMS.
- ORDER FROM: J&S FINISHING INC.  
443 62<sup>nd</sup> STREET  
WEST NEW YORK, NJ 07093  
  
PHONE: (201) 854-0338
- USE OF IMPAC CARD AUTHORIZED
- EACH ORDER SHALL CONTAIN THE FOLLOWING INFORMATION:
  1. DATE OF ORDER
  2. CONTRACT NUMBER - SP0100-03-D-4099
  3. ACCOUNTING AND APPROPRIATION DATA
  4. ITEM DESCRIPTION
    - QUANTITY ORDERED (Minimum quantity per order - 50 and a +/-5% variation in quantity must be considered.)
    - DESTINATION
    - CONTRACT PRICE - \$ .24 EA
  5. DELIVERY, INVOICE, AND PAYMENT PROVISIONS TO THE EXTENT NOT COVERED BY THE BASIC CONTRACT
  6. AUTHORIZED SHORT TITLE (Per SNDL Parts 1 and 2 OPNAV P09B2-105)
  7. SHIPPING ADDRESS/POINT OF CONTACT/PHONE NUMBER
    - INQUIRIES MAY BE DIRECTED TO:
    - NCTRF - PHILADELPHIA, PA (SUZANNE MARINARI)  
PHONE: COMM: (215) 737-7954; DSN: 444-7954



## **CHAPTER FIVE**

### **IDENTIFICATION BADGES/AWARDS/INSIGNIA**

**SECTION 1: IDENTIFICATION BADGES**

**SECTION 2: BREAST INSIGNIA**

**SECTION 3: AWARDS**

**SECTION 4: AIGUILLETES/BRASSARDS/BUTTONS/BOATSWAIN'S  
PIPE/LANYARD**

## CHAPTER FIVE

### IDENTIFICATION BADGES/AWARDS/INSIGNIA

#### SECTION 1: IDENTIFICATION BADGES

	<u>Article</u>
1. PROVISIONS FOR WEAR.....	5101.1
2. AUTHORIZED IDENTIFICATION BADGES.....	5101.2
3. ELIGIBILITY AND DESCRIPTION OF AUTHORIZED IDENTIFICATION BADGES.....	5101.3

---

#### 5101. IDENTIFICATION BADGES

1. Provisions for Wear. Only one identification badge may be worn at a time, except the post-tour Navy Fleet/Force/Command Master Chief Badge <(see article 5101.3.e.)>. If you qualify for more than one badge, wear the badge representing your present assignment, otherwise, wear the badge you prefer. Attach badges directly to the uniform. Do not hang them on the uniform by key chains or material backings, etc.

#### 2. Authorized Identification Badges

Presidential Service Badge  
Vice Presidential Service Badge  
Office of Secretary of Defense  
Joint Chiefs of Staff  
Navy Fleet/Force/Command Master Chief  
Recruiting Command  
Career Counselor  
Recruit Division Commander  
Merchant Marine Service Emblem  
MAA/Law Enforcement Badge

#### 3. Eligibility and Description of Authorized Identification Badges

##### a. Presidential Service Badge

(1) Eligibility. This badge is authorized to be worn by personnel detailed to duty in the White House who have been awarded a Presidential Service Certificate.

(2) Description. Consists of a replica of the coat of arms of the President of the United States in gold, encircled with 50 silver stars, on a blue enamel disk with the outer edge of gold rays radiating from the center, 1-3/4 inches in diameter.

(3) Correct Wear. Wear on the right side. The badge may be worn on all uniforms other than working uniforms. This badge may be worn during and after the period of detail.

(a) Men

- On pockets with flaps, center the badge between the lower point of the flap and bottom of the pocket, midway between the sides.

- On pockets without flaps, center the badge on the pocket.

- On full dress uniforms, center the identification badge on the right side in a position corresponding to other badges worn on the left of service dress uniforms. <(See article 5101.3.c.(3))>

(b) Women

- Center the badge 1/4 inch above the coat/shirt pocket or above authorized ribbons/name tag/incumbent command insignia.

(c) Formal and Dinner Dress Uniforms

- Men and women center badge on the right lapel, so the top of the badge is aligned with the top of the upper row of miniature medals.

b. Vice Presidential Service Badge

(1) Eligibility. This badge is authorized to be worn by personnel detailed to duty in the Office of the Vice President and who have been awarded a Vice Presidential Service Certificate.

(2) Description. Consists of a white enameled disc surrounded by 27 gold rays radiating from the center, 1-15/16 inches in diameter. A gold device taken from the seal of the Vice President of the United States is in the center of the white disc.

(3) Correct Wear. Wear on the right side. The badge may be worn on all uniforms other than working uniforms. The badge may be worn during and after the period of detail.

(a) Men

- On pockets with flaps, center the badge between the lower point of the flap and bottom of the pocket, midway between the sides.

- On pockets without flaps, center the badge on the pocket.

- On full dress uniforms, center the identification badge on the right side in a position corresponding to other badges worn on the left of service dress uniforms. <(See article 5101.3.c.(3))>

(b) Women

- Center the badge 1/4 inch above the coat/shirt pocket or above authorized ribbons/name tag/incumbent command insignia.

(c) Formal and Dinner Dress Uniforms

- Men and women center badge on the right lapel, so the top of the badge is aligned with the top of the upper row of miniature medals.

c. Office of Secretary of Defense

(1) Eligibility. This badge is authorized to be worn by personnel who have received a certificate of eligibility from the Office of the Secretary of Defense authorizing them to wear the insignia.

(2) Description. Consists of a gold spread eagle grasping three gold crossed arrows, and an enamel shield with 13 red and white stripes and a blue chief, surcharged on its breast; passing behind the wing tips is a gold amulet bearing 13 gold stars above the eagle; a wreath of laurel and a green enamel olive is below the eagle, the whole is superimposed on a silver sunburst of 33 rays, approximately 2 inches in diameter. Miniature badges are approximately 1-1/2 inches in diameter.

(3) Correct Wear. Wear on the left side. The badge may be worn on all uniforms other than working uniforms. This badge may be worn during and after the period of detail.

(a) Men

- Wear the designated size badge.  
(See para. (d) in this section.)

- On pockets with flaps, center the badge between the lower point of the flap and bottom of the pocket, midway between the sides. <Figure 5-2-1>.

- On pockets without flaps, center the badge on the pocket.

- On full dress uniforms, center the identification badge on the left pocket 1/4 inch below the lowest row of medals or below the second breast insignia, if authorized. If breast insignia, medals and identification badge combined cause the identification badge to be positioned on or below the lower seam of the pocket, **incumbents do not wear the secondary breast insignia.** Post-tour personnel may wear either the identification badge or secondary breast insignia.

(b) Women

- Wear the designated size badge.  
(See para.(d) in this section.)

- Center the badge 1/4 inch above the coat/shirt pocket or above authorized ribbons/large medals/breast insignia. <Figure 5-2-1>.

(c) Formal and Dinner Dress Uniforms

- Men and women center badge 1/4 inch below the lowest row of miniature medals or secondary breast insignia.

(d) Correct Size Badge  
**(Incumbent and Post-Tour Personnel)**

<u>Miniature</u>	<u>Large</u>
Summer White	Full Dress
Service Khaki	Service Dress
Tropical White	
Winter Blue	
Formal Dress	
Dinner Dress	
Service Dress White (Jumper)	

d. Joint Chiefs of Staff

(1) Eligibility. This badge is authorized for personnel designated in JSI 1310.01.

(2) Description. Regular badge, approximately 2-1/4 inches by 2 inches, consists of an oval silver metal wreath of laurel with the United States shield, (the Chief in blue enamel and the 13 stripes alternating white and red enamel) on four gold metal unsheathed swords. Two swords are in pale and two are in saltire with points to Chief, the points and pommels resting on the wreath, the blades and grips entwined with a gold metal continuous scroll surrounding the shield with the word JOINT at the top and the words CHIEFS OF STAFF at the bottom, all tin blue enamel letters. Miniature badges are approximately 1-1/2 inches in diameter.

(3) Correct Wear. Wear on the left side. The badge may be worn on all uniforms other than working uniforms. This badge may be worn during and after the period of detail.

(a) Men

- Wear the designated size badge.  
(See paragraph (d) in this section.)

- On pockets with flaps, center the badge between the lower point of the flap and bottom of the pocket, midway between the sides. <Figure 5-2-1>.

- On pockets without flaps, center the badge on the pocket.

- On full dress uniforms, center the identification badge on the left pocket 1/4 inch below the lowest row of medals or below the second breast insignia, if authorized. If breast insignia, medals and identification badge combined cause the identification badge to be positioned on or below the lower seam of the pocket, **incumbents do not wear the secondary breast insignia**. Post-tour personnel may wear either the identification badge or secondary breast insignia.

(b) Women

- Wear the designated size badge.  
(See paragraph (d) in this section.)

- Center the badge 1/4 inch above the coat/shirt pocket or above authorized ribbons/large medals/breast insignia. <Figure 5-2-1>.

(c) Formal and Dinner Dress Uniforms

- Men and women center badge 1/4 inch below the lowest row of miniature medals or secondary breast insignia.

(d) Correct Size Badge  
**(Incumbent and post-tour personnel)**

<u>Miniature</u>	<u>Regular</u>
Summer White	Full Dress
Service Khaki	Service Dress
Tropical White	
Winter Blue	
Formal Dress	
Dinner Dress	
Service Dress White (Jumper)	

e. Navy/Fleet/Force/CNO-Directed/Command/Chief of the Boat

(1) Eligibility. This badge is worn by all military personnel assigned to and performing the duties of Master Chief Petty Officer of the Navy, Fleet Master Chief, Force Master Chief, CNO-Directed Command Master Chief, Command Master Chief (NEC 9580), and Chief of the Boat (NEC 9579).

(2) Description. Full size badges are approximately 1-3/4 inches by 1-3/8 inches, oval, and bordered with a gold chain. The Master or Senior Chief Petty Officer device and identifying silver plate, with applicable raised silver lettering ("Navy", "Fleet", "Force", or "Command"), are centered on a brushed gold background. Miniature badges are one-half the size of the regular badge.

(3) Correct Wear. Wear on the right side. Only one Command Senior Enlisted Identification Badge may be worn at any one time. The badge may be worn during and after the period of detail. This badge is the only identification badge that may be worn post-tour when wearing another identification badge as an incumbent.

(a) Incumbent.

1 Wear the miniature Command Senior Enlisted Leader Identification Badge on the right breast, centered 1/4 inch above the pocket. On uniforms without breast pockets, place the badge in the same relative position as ribbons/medals. When wearing a nametag, center the device 1/4 inch above the nametag. On dinner dress and formal uniforms, men wear the miniature Command Senior Enlisted Leader Badge on the right lapel, 3 inches below the notch and women wear it on the right lapel, down 1/3 the distance between the shoulder seam and coat hem.

2 When wearing full dress uniforms, center the full size Command Senior Enlisted Leader Badge 1/4 inch above the ribbons.



3 Only one additional identification badge may be worn with the Command Senior Enlisted Leader Badge. Men, center the secondary badge on the left breast pocket. Women, center the secondary badge 1/4 inch above the left pocket, ribbons, or primary insignia.

(b) Post-Tour

1 Post tour senior enlisted leaders holding a valid 9580/9579 NEC who are not assigned to a 9580/9579 billet may wear the miniature Command Senior Enlisted Leader Badge as follows:

2 Center the badge on the left breast pocket flap, 1/4 inch below the top of the flap. If qualified to wear two breast insignias and or two identification badges either the secondary breast insignia or post tour Command Senior Enlisted Leader Badge will be worn on the left pocket flap.

3 When wearing miniature medals, if qualified to wear two breast insignias, either wear the post tour Command Senior Enlisted Leader Badge or secondary breast insignia centered 1/4 inch below the lower row of medals.

4 When wearing full dress uniforms, men center the full size Senior Enlisted Leader Badge 1/4 inch below the lower of either the medals or secondary breast insignia. Women, center the badge 1/4 inch above the left pocket, medals or primary breast insignia. When wearing Full Dress Whites, the combination of breast insignia, medals, and identification badges, shall not extend below the lower seam of the pocket.

f. Recruiting Command

(1) Eligibility. This badge is worn by all military personnel while assigned to duty with the Navy Recruiting Command. In addition, COMNAVCRUITCOM and COMNAVRESFOR recruiting personnel and PCN-1 (Recruit Procurement) instructors may be authorized by their respective commands to wear the Recruiting Command Identification Badge during recruiting duty or recruiter instructor duty.

(2) Description. Embossed around the outside of the badge are "United States Navy," "Recruiting Command" and two stars. The center contains an eagle design, similar to the Bureau of Naval Personnel seal. Excellent performance meeting criteria set by COMNAVCRUITCOM is acknowledged with the addition of a gold metallic wreath and gold or silver stars. All recruiters, officer and enlisted, serving in assigned recruiting billets in the direct recruiting production chain are eligible for the gold wreath award. Subsequent awards are signified by silver stars added to the wreath and a gold star is issued in lieu of three silver stars. Wear the wreath only while assigned to recruiting billets designated by COMNAVCRUITCOM.

(3) Correct Wear. Wear on the left side. The badge may be worn only on uniforms requiring large medals or ribbons. This badge may be worn only during the period of detail.

(a) Men

- On pockets with flaps, center the badge between the lower point of the flap and bottom of the pocket, midway between the sides. <Figure 5-2-1>.

- On pockets without flaps, center the badge on the pocket.

- On full dress uniforms, center the identification badge on the left pocket 1/4 inch below the lowest row of medals or below the second breast insignia, if authorized. If breast insignia, medals and identification badge combined cause the identification badge to

be positioned on or below the lower seam of the pocket, do not wear the secondary breast insignia.

(b) Women

- Center the badge 1/4 inch above the coat/shirt pocket or above authorized ribbons/large medals/breast insignia. <Figure 5-2-1>.

g. Career Counselor

(1) Eligibility

(a) This badge may be worn by all personnel in the Navy Counselor (NC) rating assigned as Command Career Counselor, all personnel possessing NEC 9588 and assigned as Command Career Counselor, and Command Career Counselor Course (CIN): A-501-0011) Instructors.

(b) Additionally, USN/USNR(TAR) personnel and Selected Reservists designated as Command or Unit Career Counselor at a Naval Reserve Activity who have successfully completed the Career Information Course (CIN: R-501-0005) are authorized to wear the badge. Designation as Command/Unit Career Counselor by the Commanding Officer shall be required in writing.

(c) The badge may also be worn by commanding officers, executive officers, and officers designated full-time retention officers on the staffs of the Chief of Naval Operations, fleet commanders-in-chief, and type commanders. Those eligible to wear both Career Counselor and Navy Fleet/Force/Command Master Chief badges may only wear the latter unless specific permission to wear both has been granted by the Chief of Naval Operations.

(2) Description. The words are embossed around the outside of the badge in gold lettering set in a blue background ("United States Navy," "Career Counselor," and two stars). The center contains an eagle design, similar to the Bureau of Naval Personnel seal.

(3) Correct Wear. Wear on the left side. The badge may be worn on all uniforms except formal and dinner dress. This badge may be worn only during the period of detail.

(a) Men

- On pockets with flaps, center the badge between the lower point of the flap and bottom of the pocket, midway between the sides. <Figure 5-2-1>.

- On pockets without flaps, center the badge on the pocket.

- On full dress uniforms, center the identification badge on the left pocket 1/4 inch below the lowest row of medals or below the second breast insignia, if authorized. If breast insignia, medals and identification badge combined cause the identification badge to be positioned on or below the lower seam of the pocket, do not wear the secondary breast insignia.

(b) Women

- Center the badge 1/4 inch above the coat/shirt pocket or above authorized ribbons/large medals/breast insignia. <Figure 5-2-1>.

h. Recruit Division Commander Badge and Gold Wreath Award

(1) Eligibility. The Recruit Division Commander (RDC) badge is worn by all personnel possessing an NEC of 9508 and assigned to duty as a Recruit Division Commander at a Recruit Training Command. The Gold Wreath of Excellence is worn by RDCs (9508 NEC), who demonstrate sustained performance of excellence that meets criteria set by the Commanding Officer, Recruit Training Command.

(2) Description. A gold rope borders the RDC badge, and a black band inside the gold rope is embossed in gold lettering with the words "Division Commander". The center contains an eagle design, similar to the Bureau of Naval Personnel Seal, on a white background encircled by gold link. On the Gold Wreath Award, a gold wreath borders the badge. A white scroll with the word "Excellence" in gold inside the gold wreath is embossed in gold lettering with the words "Division Commander". The center contains an eagle design, similar to the Bureau of Naval Personnel Seal, on a white background encircled by gold link

(3) Correct Wear. Wear on the left side. The badge may be worn on all uniforms except formal or dinner dress. This badge may be worn only during the period of detail.

(a) Men

- On pockets with flaps, center the badge between the lower point of the flap and bottom of the pocket, midway between the sides. <Figure 5-2-1>.

- On pockets without flaps, center the badge on the pocket.

- On full dress uniforms, center the identification badge on the left pocket 1/4 inch below the lowest row of medals or below the second breast insignia, if authorized. If breast insignia, medals and identification badge combined cause the identification badge to be positioned on or below the lower seam of the pocket, do not wear the identification badge.

(b) Women

- Center the badge 1/4 inch above the coat/shirt pocket or above authorized ribbons/large medals/breast insignia. <Figure 5-2-1>.

i. Merchant Marine Service Emblem

(1) Eligibility. Issued to active merchant seamen for service from December 7, 1941 to July 25, 1947.

(2) Description. A circular, gold metal emblem, 1 inch in diameter, with a gold anchor superimposed in the center of a silver federal shield. UNITED STATES MERCHANT MARINE is inscribed around the device.

(3) Correct Wear. Wear on the left side. The badge may be worn on all uniforms other than working uniforms. Post-tour wear is authorized.

(a) Men

- On pockets with flaps, center the badge between the lower point of the flap and bottom of the pocket, midway between the sides. <Figure 5-2-1>.

- On pockets without flaps, center the badge on the pocket.

- On full dress uniforms, center the identification badge on the left pocket 1/4 inch below the lowest row of medals or below the second breast insignia, if authorized. If breast insignia, medals and identification badge combined cause the identification badge to be positioned on or below the lower seam of the pocket, do not wear the identification badge.

(b) Women

- Center the badge 1/4 inch above the coat/shirt pocket or above authorized ribbons/large medals/breast insignia. <Figure 5-2-1>.

(c) Formal and Dinner Dress Uniforms

- Center the badge 1/4 inch below the lowest row of miniature medals.

j. MAA/Law Enforcement Badges (For ordering information, see link.)

Gold

Silver

Gold or Silver

Gold or Silver

Gold or Silver

(1) Eligibility. MAA/Law Enforcement badges will be worn by all military personnel who are assigned to an official MAA/Law Enforcement/Physical Security or Corrections position.

(2) Description. There is only one size badge.

(3) Correct Wear. Wear on the left side. The badge may be worn on all uniforms except formal and dinner dress. This badge may be worn only during the period of detail.

(a) Men

- On pockets with flaps, center the badge between the lower point of the flap and bottom of the pocket, midway between the sides.<Figure 5-2-1>.

- On pockets without flaps, center the badge on the pocket.

- On full dress uniforms, center the identification badge on the left pocket 1/4 inch

below the second breast insignia, if authorized. If breast insignia, medals and identification badge combined cause the identification badge to be positioned on or below the lower seam of the pocket, do not wear the secondary breast insignia.

(b) Women

- Center the badge 1/4 inch above the coat/shirt pocket or above authorized ribbons/large medals/breast insignia. <Figure 5-2-1>.

k. Joint/Unified Command Identification Badges.

(1) Navy personnel assigned to Joint/Unified Commands may be authorized to wear distinctive command identification badges, but only on approval from the Chief of Naval Operations (CNO). Requests for authorization will include a photograph, drawing, or sample of the device and local regulations regarding its wear. Unless otherwise prescribed in the approval letter, Joint/Unified Command identification badges will be worn in the same general manner as prescribed for the Office of Secretary of Defense and Joint Chiefs of Staff badges. Approved Joint/Unified Command identification badges may be worn for the duration of assignment to that command only.

(2) CNO approved Joint/Unified Command identification badges include: United Nations, Defense Intelligence Agency, Defense Information Systems Agency, Army Medical Department Center/School, Defense Commissary Agency, Inter-American Defense College Command, Department of State, Defense Threat Reduction Agency, North American Aerospace Command (NORAD), U.S. Space Command, Atlantic Intelligence Command, U.S. European Command, Defense Finance and Accounting Service, U.S. Special Operations Command, NATO EASTLANT, Military Postal Service Agency, Defense Logistics Agency, U.S. Pacific Command, U.S. Joint Forces Command, U.S. Central Command, U.S. Transportation Command, U.S. Strategic Command, U.S. Southern Command, Supreme Headquarters Allied Powers Europe (SHAPE), Allied Forces Southern Europe and its subordinate units (HQ AFSOUTH, LANDSOUTH, LANDSOUTHEAST, STRIKEFORSOUTH, NAVSOUTH, AIRSOUTH, 5 ATAF, 6 ATAF and JSSG/6ATAF/LANDSOUTHEAST), Air Force Education and Training Command Instructor Badge, U.S. Forces Japan, National Defense University Badge, Joint Intelligence Center Pacific and Joint Communications Support Element.



## CHAPTER FIVE

### IDENTIFICATION BADGES/AWARDS/INSIGNIA

#### SECTION 2: BREAST INSIGNIA

	<u>Article</u>
1. COMMAND INSIGNIA.....	5201.1
2. WARFARE AND OTHER QUALIFICATION INSIGNIA..	5201.2
3. DESCRIPTION OF BREAST INSIGNIA.....	5201.3
4. NAMETAGS.....	5201.4

---

#### 5201. BREAST INSIGNIA

##### 1. Command Insignia

###### a. Authorized Insignia

Command-at-Sea  
Command Ashore/Project Manager

b. Provisions for Wear. Eligible officers in the grade of captain and junior wear the Command-at-Sea and Command Ashore/Project Manager insignia. **The miniature Command insignia is worn with all uniforms except Full Dress uniforms.**

###### c. Manner of Wearing Command Insignia

###### (1) Incumbent

(a) Wear Command Insignia on the right breast, centered 1/4 inch above the pocket. On uniforms without a right breast pocket, place it in the same relative position as the ribbons/medals. When wearing a name-tag, center the device 1/4 inch above the nametag. On Dinner Dress and Formal uniforms, men wear it on the right lapel, 3 inches below the notch and women wear it on the right lapel, down one-third the distance between the shoulder seam and coat hem.

(b) When wearing Full Dress uniforms, center Command Insignia 1/4 inch above the ribbons.

(c) May be worn with the other post-tour Command Insignia, i.e. incumbent Command Ashore with post-tour Command-at-Sea and vice versa.

## (2) Post-Tour

(a) Only one post-tour Command Insignia may be worn. The choice of insignia is up to the individual/member. If you are also an incumbent, the post-tour Command Insignia of the same command category will not be worn.

(b) Center the insignia on the left breast, 1/4 inch below the top of the pocket/flap. When wearing two qualification breast insignia, center the Command Insignia 1/4 inch below the secondary insignia, or on uniforms with pocket flaps, 1/4 inch below the flap. When wearing Command Insignia and an identification badge, men center the badge 1/4 inch below the command Insignia, and women center the badge 1/4 inch above the left pocket, ribbons or primary insignia.

(c) With miniature medals, center Command Insignia 1/4 inch below the miniature medals or secondary breast insignia.

(d) When wearing Full Dress uniforms, men center Command Insignia 1/4 inch below the lower of either the medals or a second insignia; women center the insignia 1/4 inch above the left pocket, medals or primary breast insignia. On Full Dress Whites, the combination of breast insignia, medals and identification badge, shall not extend below the lower seam of the pocket.

## 2. Warfare and Other Qualification Insignia

a. Authorized Insignia. The listing below constitutes those breast insignia, alphabetically by category, authorized for wear on the naval uniform. Breast or qualification insignia of other services shall **not** be worn. Breast or qualification insignia of other nations shall not be worn on the naval uniforms unless specifically authorized by the Secretary of the Navy.

### (1) Aviation Warfare Insignia

- Naval Astronaut
- Naval Astronaut (NFO)
- Naval Aviator (Pilot)
- Naval Aviation Observers and Flight Meteorologists
- Naval Flight Surgeons
- Naval Flight Nurse

Naval Flight Officers  
Aerospace Experimental Psychologist  
and Aerospace Physiologists  
Aviation Warfare Specialists  
Naval Aviation Supply Corps

(2) Explosive Ordnance Disposal Warfare  
Insignia

Master Explosive Ordnance Disposal  
Senior Explosive Ordnance Disposal  
Basic Explosive Ordnance Disposal

(3) Fleet Marine Force (FMF) Enlisted  
Warfare Specialist Insignia

(4) Seabee Combat Warfare Specialist  
Insignia

(5) Special Operations Warfare Insignia

(6) Special Warfare Insignia

Special Warfare Insignia (SEAL)  
Special Warfare Combatant-Craft  
Crewman

(7) Submarine Warfare Insignia

Submarine (Dolphins)  
Submarine Medical  
Submarine Engineer Duty  
Submarine Supply

(8) Surface Warfare Insignia

Surface Warfare  
Surface Warfare Dental Corps  
Surface Warfare Medical Corps  
Surface Warfare Medical Service Corps  
Surface Warfare Nurse Corps  
Surface Warfare Supply Corps

(9) Aircrew Insignia

Navy Aircrew  
Marine Corps Combat Aircrew

(10) Integrated Undersea Surveillance System  
Insignia

(11) Officer In Charge/Petty Officer in Charge

Small Craft  
Craftmaster

(12) Parachutists Insignia

Naval Parachutist  
Basic Parachutist

(13) Submarine Patrol Insignia

Submarine Combat Patrol  
SSBN Deterrent Patrol

(14) Underwater Insignia

Diving Officer  
Diving (Medical)  
Master Diver  
Diving (Medical Technician)  
Diving, First Class  
Diver, Second Class  
Diver, Scuba  
Deep Submergence

(15) U.S. Air Force Space Badge (authorized for wear by qualifying Department of the Navy personnel while attached to USSPACECOM or NORAD)

(16) Naval Reserve Merchant Marine

b. Provisions for Wear

(1) Wear metal pin-on breast insignia on the following uniforms. When two sizes of insignia exist, the miniature size insignia is normally worn on uniforms requiring miniature medals. **Exception: Miniature Small Craft insignia is worn on all uniforms except full dress uniforms.**

LARGE INSIGNIA

SERVICE DRESS BLUE  
FULL DRESS BLUE

SERVICE DRESS WHITE

FULL DRESS WHITE  
SERVICE DRESS BLUE

(YANKEE)

SUMMER WHITE  
WINTER BLUE

MINIATURE INSIGNIA

FORMAL DRESS  
DINNER DRESS BLUE  
JACKET

DINNER DRESS WHITE  
JACKET

DINNER DRESS BLUE  
DINNER DRESS WHITE

TROPICAL DINNER DRESS  
BLUE

SERVICE KHAKI  
WINTER WORKING BLUE  
WORKING KHAKI  
AVIATION WORKING GREEN  
TROPICAL KHAKI  
INDOOR DUTY WHITE

(2) One or two earned warfare devices or breast insignia may be worn on the following working uniforms in the same relative positions as described below. Insignia may be pin-on or embroidered. The background material for embroidered devices shall match the uniform on which it is worn.

WORKING KHAKI	WINTER WORKING BLUE
INDOOR DUTY WHITE	AVIATION WORKING GREEN

(3) One or two earned warfare devices or breast insignia embroidered on tape strips may be worn on the following working uniforms as described below and IAW <article 5201.2c(1)(b) and (d)>. Tape strips fabric, color and length shall be IAW <article 3101.5b)>.

NAVY COVERALLS	UTILITIES
----------------	-----------

(4) Pin-on devices shall not be worn on working uniforms when metal devices might present a FOD or safety hazard.

(5) **Breast insignia.** Pin on anodized (shiny) or oxidized (pewter in appearance) silver breast insignia may be worn in the manner prescribed below:

(a) Silver breast insignias will have either an anodized or oxidized finish. Personnel qualified to wear multiple breast insignias are authorized to wear devices of the same finish (anodized or oxidize). Wearing breast insignias of different finishes (i.e., anodized and oxidized) is prohibited.

(b) Hand polishing of breast insignias is authorized but not to the degree of altering the general appearance, finish or detail of the device.

c. Manner of Wearing Warfare and Other Qualification Insignia

(1) Breast insignia are worn on the left side of the uniform in a primary position, or a primary and secondary position. <Figure 5-2-1>.

(a) **Primary position with ribbons or medals.** The insignia is centered above ribbons or medals with the lower edge of the device 1/4 inch above the top row of ribbons or medals.

(b) **Primary position without ribbons or medals.** The insignia is centered above the left pocket with the lower edge of the device 1/4 inch above the top of the pocket. For Navy Coveralls and Utilities the insignia is centered above the left pocket with the lower edge of the fabric strip approximately 1/4 inch above the "U.S. NAVY" tape strip <article 3101.6>. For Dinner Dress Jackets, men center the insignia on the left lapel, 3 inches below the notch; women center the insignia on the left lapel down one-third the distance between the shoulder seam and coat hem.

(c) **Secondary position with ribbons or medals.** The insignia is centered below ribbons with the top of the device 1/4 inch below the top of the pocket or pocket flap, or centered below medals with the top of the device 1/4 inch below the lowest row of medals.

(d) **Secondary position without ribbons or medals.** The insignia is centered 1/4 inch below the top of the pocket or pocket flap. For Dinner Dress Jackets, center the insignia on the left lapel, 1/4 inch below the primary insignia.

(2) If wearing only one device, place it in the primary position.

(3) Personnel with multiple qualifications, may wear two insignia, placing one in the primary position and the second in the secondary position, within the following guidelines:

(a) Only one insignia from any single category of insignia listed above <(paragraph 5201.2.a.)> is authorized for wear at the same time.

(b) Warfare qualification insignia take precedence over other qualification insignia and are placed in the primary position.

(c) Two warfare insignia, each from separate warfare categories, are authorized following these rules:

1 The warfare insignia of the specialty in which currently serving will be worn in the primary position.

2 If not currently serving in a warfare specialty, or have not earned the warfare insignia of the specialty in which currently serving: officers will wear the insignia corresponding to their designator, otherwise the warfare insignia earned first in the primary position; all other personnel will wear the warfare insignia earned first in the primary position.

(4) If no longer designated as a warfare specialist, continue wearing the earned warfare insignia, following the guidelines of this chapter, unless prohibited from doing so by administrative action.

(5) When insignia has both gold and silver versions, enlisted personnel wear silver, officers wear gold, within the following rules:

(a) Enlisted personnel who qualify for insignia, and are subsequently advanced to officer status continue wearing the enlisted insignia until qualified for a corresponding officer insignia; then replace the enlisted insignia with the officer insignia.

(b) Enlisted personnel who have been awarded the Small Craft insignia and are subsequently advanced to officer status wear the gold Small Craft Insignia.

(c) Enlisted personnel, who qualified in a warfare specialty as officers and were subsequently reverted to enlisted status, may continue to wear the officer insignia.

(6) Enlisted personnel awarded the Craftmaster insignia and subsequently advanced to officer status may continue to wear the Craftmaster Insignia.

### 3. Description of Breast Insignia

a. Astronaut Insignia. A gold pin with a star shooting diagonally from the bottom right to the top left, through an elliptical ring, on the shield of traditional Naval Aviator's wings.

b. Naval Astronaut (NFO) Insignia. A gold embroidered metal pin with a star shooting diagonally from bottom right to top left through an elliptical ring, on the shield of the traditional Naval Flight Officer's wings.

c. Naval Aviator Insignia. A gold embroidered or gold metal winged pin with a fouled anchor behind a shield in the center.

d. Naval Aviation Observer and Flight Meteorologist Insignia. A gold embroidered or gold metal winged pin with a silver 0 circumscribing a plain silver anchor on a gold background.

e. Naval Aviation Supply Corps. A gold embroidered or gold metal winged pin with a supply corps oak leaf in the center.

f. Flight Surgeon Insignia. A winged, gold embroidered or gold metal pin with a Medical Corps device in the center inscribed in an oval.

g. Flight Nurse Insignia. A gold metal pin designed like the flight surgeons' without the acorn.

h. Naval Flight Officer Insignia (NFO). A gold embroidered or gold metal winged pin with a shield with a set of small, crossed, fouled anchors in the center.



i. Aviation Experimental Psychologist and Aviation Physiologist Insignia. A gold embroidered or gold metal winged pin with a Medical Service Corps device in the center inscribed in an oval.

j. Aircrew Insignia (AC). A gold metal winged pin with an anchor inscribed in a circle in the center. The letters "AC" straddle the shank of the anchor.

k. Aviation Warfare Specialist Insignia (EAWS). A silver metal winged pin with an anchor on a shield in the center and a scroll at the bottom of the shield.

l. Submarine Insignia (SS). A gold or silver embroidered or metal pin showing bow view of a submarine proceeding on the surface with bow planes rigged for diving; flanked by dolphins in horizontal position, their heads resting on upper edge of bow planes.

m. Submarine Medical Insignia. A gold color metal pin with two dolphins facing an oval in the center inscribed with the Medical Corps device. The acorn in center is silver.

n. Submarine Engineering Duty Insignia. A gold metal pin with two dolphins facing a silver circle center inscribed with a silver, three bladed, propeller on a gold background. The tips of propeller blades trisect the circle and one blade is vertical.

o. Submarine Supply Corps. A gold metal pin with two dolphins facing a Supply Corps oak leaf in the center.

p. Submarine Combat Patrol Insignia. A silver metal pin showing the broadside view of a "Flying Fish" class submarine proceeding on the surface, with a scroll at the bottom of the wave. Gold stars are mounted on the scroll to indicate each successful patrol subsequent to that for which the original insignia was awarded. Stars may also be placed on the wave area of the insignia. Holes are bored for that purpose. A silver star indicates five successful patrols.

q. SSBN Deterrent Patrol Insignia. A silver or gold metal pin showing the broadside view of a "LAFAYETTE" class SSBN proceeding submerged, with a POLARIS missile circled by three electron paths, centered in the foreground, and a scroll across the bottom of missile and submarine. Gold or silver stars, with silver given priority, are mounted on the scroll in the order shown on diagram at left to indicate each additional patrol, as follows:

(1) Silver pin alone, without stars, one patrol.

(2) Add a gold star for each additional patrol (maximum four gold stars).

(3) Patrol pin with silver star, six patrols.

(4) Add a gold star for each additional patrol (maximum four stars).

(5) in with two silver stars, eleven patrols.

(6) Add a gold star for each additional patrol (maximum four gold stars).

(7) Pin with three silver stars, sixteen patrols.

(8) Add a gold star for each additional patrol (maximum three gold stars).

(9) Gold patrol pin, 20 patrols.

(10) Repeat sequence adding gold stars for each additional patrol (maximum four gold stars) and a silver star for each additional five patrols.

r. Surface Warfare Insignia (SWO). A gold metal pin, with the bow and superstructure of a modern naval warship on two crossed swords, on a background of ocean swells.

s. Surface Warfare Dental Corps Insignia. A gold metal pin, with a spread oak leaf, a silver acorn on each side of the stem on two crossed swords, on a background of ocean swells.

t. Surface Warfare Medical Corps Insignia. A gold metal pin, with a spread oak leaf surcharged with a silver acorn on two crossed swords, on a background of ocean swells.

u. Surface Warfare Medical Service Corps Insignia. A gold metal pin, with a spread oak leaf, attached to a slanting twig on two crossed swords, on a background of ocean swells.

v. Surface Warfare Nurse Corps Insignia. A gold metal pin, with a spread oak leaf on two crossed swords, on a background of ocean swells.

w. Surface Supply Corps Insignia. A gold metal pin with a supply corps oak leaf

centered on the bow and superstructure of a modern naval warship superimposed on two crossed naval swords, on a background of ocean swells.

x. Enlisted Surface Warfare Insignia (ESWS). A silver metal pin showing the bow and superstructure of a modern naval warship on two crossed cutlasses, on a background of ocean swells.

y. Command-at-Sea Insignia. A gold metal pin consisting of a five-pointed pyramidal star on anchor flukes and a partially unfurled commission pennant showing six stars.

z. Command Ashore/Project Manager Insignia. A gold metal, three pronged trident centered on an elliptically shaped laurel wreath.

aa. Small Craft Insignia. A gold or silver metal pin with a small craft circumscribed by an anchor flukes on the sides and bottom and a three star pennant on top.

bb. Craftmaster Insignia. A ship's helm with two crossed fouled anchors in the center.

cc. Special Operations Insignia. Same ship and bow wave as Surface Warfare Insignia. In lieu of crossed swords, there is an ordnance disposal bomb over crossed lightning rays on one side, and a diving helmet over two tridents on the other.

dd. Special Warfare Insignia (SEAL). A gold metal pin with an eagle holding a trident and

and enlisted cutlass on a background of ocean swells.

ee. Special Warfare Combatant-Craft Crewman (SWCC). A silver metal pin showing the bow and superstructure of a Mark V Special Operations Craft on a crossed flint-lock pistol and enlisted cutlass, on a background of ocean swells.

ff. Seabee Combat Warfare Specialist Insignia (SCWS). A gold or silver metal pin with a bee on crossed sword and gun superimposed on an anchor on a background of leaves.

gg. Basic Parachutist Insignia (PJ). A silver metal pin with an open parachute flanked on either side by wings that curve upward.

hh. Naval Parachutist Insignia (PJ). A gold embroidered or gold metal winged pin with a gold open parachute in the center.

ii. Diving Officer Insignia (DV). A gold metal pin with two upright seahorses facing a diving helmet, and two tridents projecting upward and canted outward from the diving helmets cover. A double carrick bend superimposed on the breast plate.

jj. Diving (Medical) Insignia (DV). Same as the Diving Officer Insignia with a caduceus on the breast plate.

kk. Master Diver Insignia (DVM). Same as the Diving Officer Insignia, but silver.

ll. Diving Medical Technician Insignia (DV). Same as Diving (medical) Insignia, but silver in color.

mm. First Class Diver Insignia (DV). A silver metal diving helmet surrounded by sea serpents.

nn. Second Class Diver Insignia (DV). A silver metal diving helmet and breastplate.

oo. Scuba Diver Insignia. A silver metal pin wet suit hood and face mask with breathing apparatus.

pp. Basic Explosive Ordnance Disposal Warfare Insignia (EOD). A silver metal pin with a conventional drop bomb, point down on a shield, and radiant with four lightning flashes, all within a wreath of laurel leaves.

qq. Senior Explosive Ordnance Disposal Warfare Insignia (EOD). Same as the basic EOD Insignia, but with a star center on the bomb.

rr. Master Explosive Ordnance Disposal Warfare Insignia (EOD). Same as the Senior EOD Insignia, but with star in a laurel wreath affixed to the top of the shield.

ss. Deep Submergence. A gold or silver metal trieste, on a trident, surrounded by dolphins.

tt. Integrated Undersea Surveillance System. A gold or silver metal pin with a trident and seahorse twined on a globe superimposed on a breaking wave.

uu. Fleet Marine Force (FMF) Enlisted Warfare Specialist Insignia. A silver metal device depicting the eagle, globe and anchor atop two crossed rifles on a background of ocean swells breaking on a sandy beach.

vv. Naval Reserve Merchant Marine Insignia. Created in 1938 is based on the original eagle carved into the stern of the USS CONSTITUTION. A gold embroidered or metal spread eagle surcharged with crossed anchors behind a shield in the center. The letters "USNR" appear on the scroll at the bottom.

(1) The insignia may be worn by:

(a) An officer holding a valid U.S. Merchant Marine Officer License for vessels of unlimited ocean tonnage or horsepower.

(b) U.S. Merchant Marine officers who are also U.S. Naval Reserve officers while wearing a U.S. Merchant Marine or U.S. Maritime Service uniform.

(c) Merchant Marine Reserve, USNR Midshipmen.

#### 4. NAMETAGS

a. Nametags. Center nametags 1/4 inch above the right breast pocket. On uniforms without a right breast pocket, place nametags on the right front in a position corresponding to ribbons on the left. Nametags are rectangular not exceeding dimensions of 1 inch by 3-1/2 inches, and may be of any color and design as long as the nametag is standard throughout the command.

b. Velcro Backed Leather Nametag. Nametags shall be made of plain black leather in 2"x4" dimension. Name, rank/rate and duty status (USN) shall be embossed in gold for officers/CPOs and in silver for E6 and below with lettering in block letters, 1/4 inch high. **Only** one earned breast insignia may be worn. (Patrol pins not authorized). The insignia (silver or gold) shall be embossed above the individual's name.





## CHAPTER FIVE

### IDENTIFICATION BADGES/AWARDS/INSIGNIA

#### SECTION 3: AWARDS

	<u>Article</u>
1. AWARDS (GENERAL PROVISIONS).....	5301
2. DEFINITION OF TERMS.....	5302
3. WEARING AWARDS ON CIVILIAN CLOTHES.....	5303
4. PRECEDENCE OF AWARDS.....	5304
5. MILITARY DECORATIONS.....	5305
6. UNIT AWARDS.....	5306
7. NON-MILITARY DECORATIONS.....	5307
8. CAMPAIGN AND SERVICE AWARDS.....	5308
9. FOREIGN DECORATIONS AND NON-U.S. SERVICE AWARDS.....	5309
10. MARKSMANSHIP AWARDS (BADGES).....	5310
11. AWARDS OF MILITARY SOCIETIES AND OTHER ORGANIZATIONS.....	5311
12. RIBBONS.....	5312
13. RIBBONS WITH MEDALS.....	5313
14. LARGE MEDALS.....	5314
15. MINIATURE MEDALS.....	5315
16. ATTACHMENTS TO BE WORN ON RIBBONS AND MEDALS.....	5316
17. LETTER DEVICES.....	5317
18. CLASPS.....	5318
19. MISCELLANEOUS DEVICES.....	5319

---

#### 5301. AWARDS (GENERAL PROVISIONS)

1. Authorized Navy Awards. Those awards described in the Navy and Marine Corps Awards Manual (SECNAVINST 1650.1 Series) are authorized for wear by "U.S. Naval" personnel. Wear them on designated uniforms in the following manner.

2. Awards From Other Services. Naval personnel who have received awards from other military services or departments of the United States Government, foreign governments, or other agencies, may wear such awards on the naval uniform only as described in this section.

#### 5302. DEFINITION OF TERMS

1. General. Listed below are definitions of terms used throughout these regulations:

a. Awards. An all-inclusive term covering any decoration, medal, badge, ribbon or attachments bestowed on an individual.

b. Decoration. An award bestowed upon an individual for a specific personal act of gallantry or meritorious service.

c. Unit Award. An award made to an operating unit worn only by members of that unit who participated in the cited action.

d. Service Award. An award made to those who have participated in designated wars, campaigns, expeditions, etc., or who have fulfilled creditable, specific, service requirements.

e. Medal. An award presented to an individual for performing certain duties, acts, or services consisting of a medallion hanging from a distinctively colored suspension ribbon.

f. Miniature Medal. Replica of large medal, 1/2 the size of large medal. There is no miniature Medal of Honor.

g. Badge. An award, to an individual for special proficiency, consisting of a medallion hung from bar(s).

h. Ribbon or Ribbon Bar. Consists of a portion of a medal's suspension ribbon.

i. Rosette. Lapel device made by gathering the suspension ribbon of the medal into a circular shape.

j. Lapel-Button. A miniature replica of the ribbon or ribbon bar.

k. Attachment. Any item such as a star, letter, clasp or other device worn on the suspension ribbon of a medal or on the ribbon.

### 5303. WEARING AWARDS ON CIVILIAN CLOTHES

1. Miniature Medals and Miniature Breast Insignia. Wear miniature medals and breast insignia on civilian evening dress (white tie) or civilian dinner dress (black tie) in the same manner as for dinner dress jackets.

2. Medal of Honor. The Medal of Honor, for which there is no miniature, may be worn with civilian evening dress (white tie) and civilian dinner dress (black tie) in the same manner as for military uniforms.

3. Miniature Replicas. Wear miniature replicas of ribbons made in the form of lapel buttons, or ribbons made in rosette form, on the left lapel of civilian clothes

except civilian evening dress (white tie) and civilian dinner dress (black tie).

4. Miniature Distinguished Marksmanship and Pistol Shot Badges. Wear miniature distinguished marksmanship and pistol shot badges as a lapel pin or as part of a tie clasp on civilian clothing.

5. Honorable Discharge and Service Buttons. Wear honorable discharge and service buttons on left lapel of civilian clothes except civilian evening dress (white tie).

#### 5304. PRECEDENCE OF AWARDS

1. General. Awards issued to naval personnel are listed in this section in order of precedence. <(Awards Precedence Chart)> Awards received for service performed while attached to units of the Army, Air Force, Marine Corps, and Coast Guard, which are not included in this section, but which are equivalent to Navy awards listed here, may be worn in the order specified by the respective military service subject to the following:

a. In all cases of relative priority Navy awards shall take precedence.

b. Awards for a war, campaign, expedition, etc., shall be worn as campaign and service awards.

c. Only those badges listed in <article 5310> may be worn on naval uniforms.

d. Refer to SECNAVINST 1650.1 Series concerning precedence of Marine Corps awards.

#### 5305. MILITARY DECORATIONS

1. General. Listed below in their order of precedence are the MILITARY DECORATIONS authorized for wear on the naval uniform:

- Medal of Honor
- Navy Cross
- Defense Distinguished Service Medal<sup>1</sup>
- Distinguished Service Medal
- Silver Star Medal
- Defense Superior Service Medal<sup>1</sup>
- Legion of Merit
- Distinguished Flying Cross
- Navy and Marine Corps Medal
- Bronze Star Medal
- Purple Heart
- Defense Meritorious Service Medal<sup>1</sup>
- Meritorious Service Medal
- Air Medal

Joint Service Commendation Medal<sup>1</sup>  
Navy and Marine Corps Commendation Medal  
Joint Service Achievement Medal<sup>1</sup>  
Navy and Marine Corps Achievement Medal  
Combat Action Ribbon

<NOTE: See Requirements for Medals>

5306. UNIT AWARDS

1. General. Listed below in order of precedence are the UNIT AWARDS authorized for wear after all military decorations:

Presidential Unit Citation Ribbon  
Joint Meritorious Unit Award  
Navy Unit Commendation Ribbon  
Meritorious Unit Commendation Ribbon  
Navy "E" Ribbon  
USPHS Outstanding Unit Citation  
USPHS Unit Commendation

5307. NON-MILITARY DECORATIONS (U.S. Decorations)

1. General. Listed below are certain NON-MILITARY DECORATIONS authorized for wear on the naval uniform after all unit awards; precedence shall be the order of date of acceptance unless you receive two or more decorations from the same agency, then wear those decorations according to the precedence established by the awarding agency disregarding the date of acceptance.

2. NON-MILITARY decorations may be worn on the uniform if at least one military award is worn at the same time.

Presidential Medal of Freedom<sup>2</sup>  
Presidential Citizens Medal  
National Security Medal  
National Sciences Medal  
Gold Life Saving Medal<sup>2</sup>  
Silver Life Saving Medal<sup>2</sup>  
Medal for Merit  
National Intelligence Distinguished Service Medal  
National Intelligence Medal of Achievement  
Navy Distinguished Civilian Service Award  
Navy Award for Distinguished Achievement Science  
President's Distinguished Federal Civilian  
Service Medal  
Department of Defense Distinguished Civilian  
Service Award  
Secretary of Defense Civilian Meritorious Service  
Award  
Navy Superior Civilian Service Award

Navy Meritorious Civilian Service Award  
Navy Distinguished Public Service Award  
National Aeronautics and Space Administration  
Distinguished Service Medal<sup>2</sup>  
National Aeronautics and Space Administration  
Flight Medal  
National Aeronautics and Space Administration  
Medal for Exceptional Bravery  
National Aeronautics and Space Administration  
Medal for Exceptional Service  
Merchant Marine Distinguished Service Medal  
Merchant Marine Meritorious Service Medal  
Merchant Marine Mariners Medal  
Selective Service Distinguished Service Medal  
Selective Service Exceptional Service Award  
Selective Service Meritorious Service Award  
Congressional Medal of Honor  
Department of Commerce Gold Medal  
Department of Commerce Silver Medal  
Department of Commerce Bronze Medal  
NOAA Administrator's Award  
NOAA Corps Commendation Medal  
NOAA Special Achievement Award  
NOAA Unit Citation  
USPHS Distinguished Service Medal  
USPHS Meritorious Service Medal  
USPHS Outstanding Service Medal  
USPHS Commendation Medal  
USPHS Achievement Medal  
Department of Energy Secretary's Gold Award  
Medal

<NOTE: See Requirements for Medals>

5308. CAMPAIGN AND SERVICE AWARDS

1. General. Listed below in order of precedence are the CAMPAIGN AND SERVICE AWARDS authorized for wear on the naval uniform after all non-military decorations:

Prisoner of War (POW) Medal  
Good Conduct Medal (Navy and Marine Corps)  
Naval Reserve Meritorious Service Medal  
Selected Marine Corps Reserve Medal  
Navy Fleet Marine Force Ribbon  
Expeditionary Medal (Navy and Marine Corps)  
Navy Occupation Service Medal  
National Defense Service Medal  
Korean Service Medal  
Antarctica Service Medal  
Armed Forces Expeditionary Medal

Vietnam Service Medal  
 Southwest Asia Service Medal  
 Kosovo Campaign Medal  
 Afghanistan Campaign Medal  
 Iraq Campaign Medal  
 Global War on Terrorism Expeditionary Medal  
 Global War on Terrorism Service Medal  
 Korean Defense Service Medal  
 Armed Forces Service Medal  
 Humanitarian Service Medal  
 Military Outstanding Volunteer Service Medal  
 Sea Service Deployment Ribbon  
 Naval Arctic Service Ribbon  
 Naval Reserve Sea Service Ribbon  
 Navy and Marine Corps Overseas Service Ribbon  
 Recruiting Service Ribbon (Navy and Marine  
     Corps)  
 Marine Corps Security Guard Ribbon  
 Navy Recruit Training Service Ribbon  
 Navy Ceremonial Guard Service Ribbon  
 Coast Guard Special Operations Service Ribbon  
 Armed Forces Reserve Medal  
 Naval Reserve Medal  
 Merchant Marine Gallant Ship Unit Citation  
 Merchant Marine Combat Bar  
 Merchant Marine Korean Service Bar  
 Merchant Marine Vietnam Service Bar  
 Merchant Marine Expeditionary Medal (Operations  
     DESERT SHIELD/DESERT STORM)

<NOTE: See Requirements for Medals>

#### 5309. FOREIGN DECORATIONS AND NON U.S. SERVICE AWARDS

1. Foreign Personal Decoration. Personnel who have been authorized to accept military decorations from foreign governments (see SECNAVINST 1650.1 Series) may wear them in the order of their receipt after all U.S. service awards. The awarding country determines the precedence of awards if you have earned two or more from that country.

2. Vietnam (Personal Military Decorations (only worn by individuals who receive these decorations in their own name))

a. Foreign awards to U.S. military personnel for service in Vietnam, awarded in accordance with SECNAVINST 1650.23 Series, may be retained and worn in the following order of precedence:

National Order of Vietnam  
Military Merit Medal  
Army Distinguished Service Order  
Air Force Distinguished Service Order  
Navy Distinguished Service Order  
Army Meritorious Service Medal  
Air Force Meritorious Service Medal  
Navy Meritorious Service Medal  
Special Service Medal  
Gallantry Cross  
Air Gallantry Cross  
Navy Gallantry Cross  
Hazardous Service Medal  
Life Saving Medal  
Armed Forces Honor Medal  
Staff Service Medal  
Technical Service Medal  
Training Service Medal  
Civil Actions Medal

NOTE: Other personal foreign decorations are worn in this category. They are worn in order earned.

b. The following Vietnam civilian decorations may be retained but not worn on the uniform:

Kim Khanh Medal  
Choung My Medal  
Justice Medal  
Rural Revolutionary Development Medal  
(Construction Service Medal)  
Economy Medal  
Dedicated Service Medal  
Labor Medal  
Agricultural Service Medal  
Medical Service Medal (Public Health  
Service Medal)  
Administration Service Medal  
Veterans Medal  
Police Self Defense Forces Medal  
Social Service Medal (Social Welfare Honor  
Medal)  
Psywar Service Medal  
Youth and Sports Medal  
Finance Medal  
Public Works, Communication and Transporta-  
tion Service Medal)  
Ethnic Development Medal  
Cultural and Education Service Medal

3. Foreign Unit Awards. The following awards listed in order of precedence do not require individual legislative authorization and may be worn immediately after all foreign personnel decorations:

Philippine Republic Presidential Unit Citation  
Korean Presidential Unit Citation  
Vietnam Presidential Unit Citation  
Republic of Vietnam Meritorious Unit Citation  
(Gallantry Cross Color with Palm)<sup>3</sup>  
Republic of Vietnam Meritorious Unit Citation  
(Civil Actions Color First Class Color with Palm)<sup>3</sup>

4. Non-U.S. Service Awards. The precedence of non-U.S. Service awards for which naval personnel are eligible to qualify, is immediately after foreign unit awards:

United Nations Service Medal  
United Nations Medal  
North Atlantic Treaty Organization (NATO) Medal  
(Yugoslavia (Bosnia)/Kosovo). (Wear first initial award and add 3/16" bronze star for subsequent awards)  
Multi National Forces and Observer Medal  
Inter-American Defense Board Medal/Ribbon

<NOTE: See Requirements for Medals>

5. Foreign Service Awards. Service awards take precedence immediately after non-U.S. service awards. Navy personnel are eligible to qualify for:

Republic of Vietnam Campaign Medal  
Kuwait Liberation Medal (Saudi Arabia)  
Kuwait Liberation Medal (Kuwait)

<NOTE: See Requirements for Medals>

6. Manner of Wearing. Naval personnel who have been authorized by law to accept awards from foreign governments wear them in the manner prescribed below:

a. Wear foreign awards on your uniform if you also wear at least one U.S. award.

b. Foreign awards which are similar in design to U.S. awards may be worn on the same occasions prescribed for wearing of U.S. awards.



c. Foreign awards which are worn around the neck with long ribbons or sashes or as a pin may be worn on service dress or full dress uniforms while serving in country. Post-tour wear is not authorized. Individuals who have been awarded the Medal of Honor and a foreign decoration which is worn around the neck, wear the foreign award so that it hangs below the Medal of Honor.

d. Naval personnel entitled to wear the Fourragere may wear it on all uniforms requiring medals or ribbons. To attach the Fourragere to the uniform, sew a button to the left shoulder, of the coat or jumper, under the collar. Place the Fourragere over the left shoulder, passing the left arm through the large loop of the cord. The small loop engages the button under the collar and the metal pencil hangs naturally in front. When wearing aiguilletes, place the Fourragere underneath them. The Fourragere is a decoration instituted by Napoleon I for units which had distinguished themselves in battle. It was revived during World War I and was awarded by the French Ministry of War to organizations cited more than once in the Orders of the Army. Individuals who were present in the organizations when cited twice for the Fourragere are entitled to wear the 'cord' at all times, whether or not they are subsequently attached to other non-decorated organizations. Those non-participants who enter an organization which has been decorated with the Fourragere wear the cord on their uniforms while they are attached to that decorated organization. Upon detachment, those non-participants are required to surrender the Fourragere and are no longer entitled to wear it.

#### 5310. MARKSMANSHIP AWARDS (BADGES)

1. General. Listed below in order of precedence are only marksmanship badges authorized for wear on naval uniforms:

- U.S. Distinguished International Shooter Badge
- Distinguished Marksman Badge
- Distinguished Pistol Shot Badge
- National Trophy Match Rifleman Excellence in Competition (Gold)
- National Trophy Match Pistol Shot Excellence in Competition (Gold)
- Interservice Rifleman Excellence in Competition Badge (Gold)
- Interservice Pistol Shot Excellence in Competition Badge (Gold)
- Navy Rifleman Excellence in Competition Badge

(Gold)  
Navy Pistol Shot Excellence in Competition Badge  
(Gold)  
Annual Rifle Squad Competition Badge (Gold)  
Fleet Rifleman Excellence in Competition Badge  
(Gold)  
Fleet Pistol Shot Excellence in Competition  
Badge (Gold) (National, Interservice, Navy and  
Fleet Badges in silver and bronze)  
Rifle Qualification Awards  
(1) Expert Rifleman Medal  
(2) Navy Rifle Marksmanship Ribbon  
Pistol Qualification Awards  
(1) Expert Pistol Shot Medal  
(2) Navy Pistol Marksmanship Ribbon  
President's Hundred Award - Rifle (enlisted per-  
sonnel only)  
President's Hundred Award - Pistol (enlisted  
personnel only)

## 2. Manner of Wear

a. When wearing ribbons, place badges immediately below the bottom row of ribbons in the secondary position. When wearing badges in secondary position, a secondary warfare device/breast insignia is not authorized to be worn.

b. When wearing large medals, place badges immediately below the bottom row of medals so that only the medallion of each badge is visible. When wearing badges in the secondary position, a secondary warfare device/breast insignia is not authorized to be worn.

c. Do not wear badges with miniature medals.

d. Wear up to three badges in a single row. Only two Excellence in Competition Badges may be worn for a specific weapon if the Distinguished Badge for the same weapon has not been earned. Wearing Distinguished Badges or Excellence in Competition Badges received while in another service is optional. The President's Hundred Award is worn on the left shoulder of enlisted member's uniforms.

5311. AWARDS OF MILITARY SOCIETIES AND OTHER ORGANIZATIONS

1. General. Awards from the following organizations may be worn on the uniform. Medals and ribbons shall be worn after all U.S. service awards in the order earned. Badges shall be worn after marksmanship badges, in the order earned.

Regular Army and Navy Union  
Army and Navy Union of the United States  
American Legion, American Legion Citizenship and  
Scholarship Medal  
Veterans of Foreign Wars or other officially  
recognized Veterans' Organization Corps and  
Division of the Civil Spanish American Wars  
Medical Scientific Societies  
Naval Reserve Association  
The Reserve Officers Association (TROA)  
Society of American Military Engineers (SAME)  
Gold Medal for Distinguished Service  
Toulmin Medal  
Moreell Medal  
Sverdrup Medal  
Shields Medal

2. Authorized Wear. Medals, ribbons and badges issued by these societies may be worn only while actually attending meetings or conventions or while participating in parades or other ceremonies as a member of these organizations.

5312. RIBBONS

1. Manner of Wearing. Ribbons are worn on the service coat or jumper of Dress Blue and Dress White, and on the shirt of Service Khaki, Summer White, Winter Blue, and Tropical White. Ribbons are not authorized on formal dress, dinner dress, or working uniforms. Wear up to three ribbons in a single row. When more than three ribbons are authorized, wear them in horizontal rows of three each. If ribbons are not in multiples of three, the top row contains the lesser number, and the center of this row sits over the center of the one below it. Wear ribbons without spaces between ribbons or rows of ribbons. Wear ribbons with the lower edge of the bottom row centered 1/4 inch above the left breast pocket and parallel to the deck. To prevent coat lapels from covering ribbons, ribbons may be aligned so the border to wearer's left is aligned with left side of pocket. Rows

of ribbons where more than 50% of the ribbon is covered by the coat lapel may contain two ribbons each and be aligned with left border. On Full Dress uniforms, <see article 5313>.

2. Placement on Ribbon Bar. Ribbons shall be arranged on a bar(s) and attached to uniforms. Ribbons shall not be impregnated with preservatives which change their appearance, or have any transparent covering.

3. Arrangement. Arrange ribbons in order of precedence in rows from top down, inboard to outboard. **Wear either the three senior ribbons, or all ribbons if you have earned three or more.**

4. No Symmetrical Color Designs. Display ribbons which have a symmetrical color design or have stars as part of the design, as follows:

a. American Campaign Service Medal. The dark blue stripe in the center is to the wearer's right.

b. Armed Forces Expeditionary Medal. The blue stripe in the center is to the wearer's right.

c. Asiatic-Pacific Campaign Medal. The dark blue stripe in the center is to the wearer's right.

d. Combat Action Ribbon. The outermost blue stripe is to the wearer's right, even when worn on the right side when large medals are worn..

e. European-African Middle Eastern Campaign Medal. The blue stripe in the center is to the wearer's right.

f. Korean Presidential Unit Citation Ribbon. The red portion of the circular device in the center is uppermost, and the ribbon has a gold frame.

g. Kosovo Campaign Medal. The broad blue stripe is to the wearer's right.

h. Kuwait Liberation Medal (Kuwait). The black stripe is uppermost.

i. Inter-American Defense Board Ribbon. The red stripe is to the wearer's right.

j. Medal of Honor Ribbon. The star should form an M with the single ray of all stars pointing up.

k. Merchant Marine Combat Bar. The light blue stripe is uppermost.

l. Merchant Marine Mariner's Ribbon. The red stripe is to the wearer's right.

m. Navy and Marine Corps Ribbon. The blue stripe is to the wearer's right.

n. Navy Occupation Service Ribbon. The black stripe is to the wearer's right.

o. Philippine Defense Ribbon. The stars form a triangle, base down.

p. Philippine Liberation Ribbon. The blue stripe in the center is to the wearer's right.

q. Philippine Republic Presidential Unit Citation Ribbon. The blue stripe is to the wearer's right, worn with gold frame.

r. Presidential Unit Citation Ribbon. The blue stripe is uppermost.

s. World War II Theater Ribbon. The blue stripe in the center is to the wearer's right.

5. Ribbons on Non-Military Uniforms. Personnel who earned service ribbons while a member of the Navy may wear the ribbons on non-military uniforms if the organization sponsoring the non-military uniform permits the custom.

6. Ribbons with Breast Insignia. When you wear ribbons with breast insignia, comply with Section 2 of this Chapter. <Figure 5-2-1>.

### 5313. RIBBONS WITH MEDALS

1. Manner of Wearing. Wear both large medals and ribbons that do not have corresponding large medals on Full Dress Uniforms. Center ribbons on the right breast in the same relative position as the holding bar of the lowest row of medals. Arrange ribbons in order of precedence in rows from top down and inboard to outboard. Wear either the senior ribbon or all ribbons. These ribbons include: Combat Action Ribbon, Presidential Unit

Citation, Navy Unit Commendation, Meritorious Unit Commendation, Navy "E", Navy Fleet Marine Force Ribbon, Sea Service Deployment Ribbon, Foreign Unit Awards, Marksmanship awards, etc. Personnel awarded only ribbons that do not have corresponding large medals shall wear the ribbons on the right side as mentioned above.

2. Do not wear ribbons on uniforms requiring miniature medals.

#### 5314. LARGE MEDALS

1. Manner of Wearing. Large medals are worn on the service coat or jumper of Full Dress Blues and Full Dress White. When wearing more than one medal, suspend them from a holding bar that supports the medals' weight. Place the holding bar of the lowest row of medals in the same position as the lowest ribbon bar. The bars measure 4-1/8 inches wide, and each row of medals is 3-1/4 inches long from the top of the suspension ribbons to bottom of medals, so that bottom of medals dress in a horizontal line. Multiple rows of medals should be grouped with the same number of medals in each row, with the lesser number in the top row if necessary. A maximum of three medals may be worn side by side in a single row with no overlap. Arrange four or more medals (maximum of five in a single row) following the layout in <Table 5-3-1>. Overlapping shall be proportional and the inboard medal shall show in full. Mount the medals so they cover the suspension ribbons of the medals below.

2. Arrangement. Arrange medals in order of precedence in rows from top down, inboard to outboard, within rows. **Service members possessing more than five medals may either wear the five senior medals or all of them.**

3. Medal of Honor with Large Medals. When wearing either large or miniature medals, wear the Medal of Honor pendant on a suspension ribbon placed around the neck. When wearing this medal with the men's white service dress coat, place the ribbon outside the coat collar. Place the ribbon between the shirt and coat collar with all other coats.

4. Polishing Medals. **Plating or polishing medals is prohibited except personnel assigned to Washington Ceremonial Guard.**

5. Medals with Breast Insignia. When wearing large medals with breast insignia, comply with Section 2 of this Chapter. <Figures 5-3-1, 2, 3 and 4>.

#### 5315. MINIATURE MEDALS

1. Manner of Wearing. Wear miniature medals with all formal dress uniforms and dinner dress uniforms. Each row of miniatures is 2-1/4 inches long, from top of the suspension ribbons to bottom of medals, so the bottom of medals dress in a horizontal line. Position medals so they cover the suspension ribbons of the medals in the rows below. **Male officers and CPO's, and E6 and below:** on formal and dinner dress jackets, place the holding bar of the lowest row of miniature medals 3 inches below the notch, centered on the lapel, parallel to the deck. <Figure 5-3-5>. On blue and white service coats, center the holding bar 1/4 inch above the left breast pocket parallel to the deck. <Figures 5-3-6 and 5-3-7>. **Female officers and CPO's, and E6 and below:** on formal dress or dinner dress jackets, place the holding bar in the same relative position as on the men's dinner dress jackets, down 1/3 the distance between the shoulder seam and coat hem. <Figure 5-3-8>. On blue and white coats, center the holding bar 1/4 inch above the left pocket flap parallel to the deck. <Figure 5-3-9>. **E6 and Below:** on jumper uniforms, men and women place the holding bar of the lowest row of miniature medals 1/4 inch above the pocket parallel to the deck <(Figure 5-3-10)>.

2. Arrangement. Wear up to five miniature medals in a row with no overlap. Arrange six or more miniature medals following the layout in <Table 5-3-1>.

a. Arrange medals in order of precedence in rows from top down, inboard to outboard, within rows. **Service members possessing five or more medals may either wear the five senior medals or all of them.** On the dinner dress jacket, center up to three miniature medals on the lapel. Position four or more miniatures starting at the inner edge of the lapel extending beyond the lapel on to the body of the jacket.

3. Medal of Honor with Miniature Medals. When wearing miniature medals, wear the Medal of Honor as described in <article 5314.3>.

4. Miniature Medals with Breast Insignia. When wearing miniature medals with breast insignia, comply with Chapter 5, Section 2.

5316. ATTACHMENTS TO BE WORN ON RIBBONS AND MEDALS

1. General. Wear stars, oak leaf clusters, clasps, letters and other miscellaneous devices on the suspension ribbon of large and miniature medals, and on the ribbon bars as follows.

2. Manner of Wear

a. Center a single device on the ribbon: stars with two rays pointing down; oak leaf clusters as horizontally as possible with stems of the leaves pointing to the wearer's right.

b. Place multiples of the same attachment in a horizontal line close to and symmetrically about the center of the ribbon. Multiple oak leaf clusters may be tilted slightly downward to the wearer's right for placing the maximum allowed number of clusters and other devices on the ribbon. If oak leaf clusters on one ribbon are tilted, clusters on all ribbons will be tilted for standardization.

c. When wearing stars or oak leaf clusters with other devices, such as the bronze letter "V", arrange them symmetrically on the ribbon in relation to the centered device; the first star (cluster) to the wearer's right; the second to his left, etc. <Figure 5-3-11>.

d. When wearing bronze/gold star or bronze oak leaf cluster attachments, in addition to a silver star or silver oak leaf attachment, arrange the bronze/gold stars (bronze oak leaf clusters) symmetrically on the ribbon in relation to the centered silver device; the first star (cluster) to the wearer's right; the second to the wearer's left, etc. <Figure 5-3-11>.

e. When medals overlap, wear all attachments to the wearer's left centered on the visible portion of suspension ribbons. If all attachments are not visible after moving to the left, they may be worn vertically.

f. There are two types of "attachments" for ribbons - "individual" attachments or "single-constructed" (two or more devices manufactured together). When individual attachment(s) is affixed to the ribbon, the



attachment(s) will be equally spaced on the ribbon. If a single-constructed attachment is used, it will be centered on the ribbon. If a single-constructed attachment is used on one ribbon, it will be used on all ribbons worn. (Exception: Single-constructed attachments may be mixed with "individual" attachments if combination of devices authorized to be worn on a ribbon are not available as a "single-constructed" device. For example, a silver and bronze device cannot be purchased as single-constructed attachment.)

### 3. Large Medals and Ribbons

#### a. Oak Leaf Clusters (Large)

(1) Wear large (7/16 inch) bronze oak leaf clusters on the suspension ribbons of large medals and 5/16 inch on ribbons (ribbon bars) of the following for second and subsequent awards:

Defense Distinguished Service Medal  
Defense Superior Service Medal  
Defense Meritorious Service Medal  
Joint Service Commendation Medal  
Joint Service Achievement Medal  
Joint Meritorious Unit Award

(2) A silver oak leaf cluster is worn in lieu of five bronze oak leaf clusters.

#### b. Stars

(1) Gold Stars. Wear (5/16 inch) gold stars for second and subsequent awards of any Navy Military Decoration <(see article 5305)>.

(2) Silver Stars. Wear silver stars in lieu of five gold or five bronze stars. Silver stars are the same size as the gold or bronze stars which they replace. Individuals who have received a letter of commendation from the Secretary of the Navy for performance of duty during WWI wear a 3/16 inch silver star for each citation on the suspension ribbon and ribbon (ribbon bar) of the WWI Victory Medal.

#### (3) Bronze Stars

(a) Wear 3/16 inch bronze stars on the suspension ribbons of medals and on ribbons (ribbon bars) of the following for second or subsequent awards:

Air Medal (first award only)  
Presidential Unit Citation Ribbon  
Navy Unit Commendation Ribbon  
Meritorious Unit Commendation Ribbon  
Prisoner of War Medal  
Navy Good Conduct Medal  
Naval Reserve Meritorious Service Medal  
Navy Expeditionary Medal  
China Service Medal  
National Defense Service Medal  
Korean Service Medal  
Armed Forces Expeditionary Medal  
Vietnam Service Medal  
Southwest Asia Service Medal  
Armed Forces Service Medal  
Humanitarian Service Medal  
Military Outstanding Volunteer Service Medal  
Sea Service Deployment Ribbon  
Naval Reserve Sea Service Ribbon  
Navy and Marine Corps Overseas Service Ribbon  
Navy Recruiting Service Ribbon  
Navy Recruit Training Service Ribbon  
Navy Ceremonial Guard Service Ribbon  
Coast Guard Special Operations Service Ribbon  
North Atlantic Treaty Organization (NATO) Medal

(b) Wear bronze stars on the suspension ribbon of miniature medals and on ribbons (ribbon bars) of the following awards in lieu of the clasp authorized on the suspension ribbon of large medals:

World War I Victory Medal  
American Defense Service Medal

4. Miniature Medals. Attachments for miniature medals are 1/8 inch except the bronze and silver oak leaf clusters and numerals which are 5/16 inch. If four oak leaf clusters are worn on the suspension ribbon on miniature medals, the fourth one will be placed above the middle oak leaf cluster in a row of three.

#### 5317. LETTER DEVICES

1. General. Letter devices are worn on the suspension ribbons of medals and on the ribbons (ribbon bars) specified below.

2. Manner of Wearing. Center a letter device on the ribbon.

3. Bronze Letter "A". Individuals who served on vessels in actual or potential belligerent contact with Axis forces in the Atlantic Ocean wear a bronze letter "A" on the suspension ribbon and on the ribbon (ribbon bar) of the American Defense Service Medal. When wearing the "A", do not wear a star.

4. Gold Letter "N". Individuals who earned the Presidential Unit Citation awarded to USS NAUTILUS (SSN-571) for having participated in the cruise of that vessel under the Arctic Ice cap from 22 July to 5 August 1958, are authorized to wear a gold block letter "N" centered on the Presidential Unit Citation ribbon (ribbon bar).

5. Bronze Letter "V" (Combat Distinguishing Device). The bronze letter "V" may be worn on the following ribbons if the citation specifically authorizes the "V" for valor (heroism): Decorations awarded prior to 1974: Legion of Merit, Bronze Star Medal, Joint Service Commendation Medal, Navy Commendation Medal and Navy Achievement Medal. Decorations awarded after 1974: Distinguished Flying Cross, Bronze Star Medal, Air Medal, Joint Service Commendation Medal, and Navy Commendation Medal. Wear only one "V". Arrange gold, bronze or silver stars, or the oak leaf cluster indicating subsequent awards of the medal (except Air Medal <(see article 5319.7)>, in a horizontal line beside the "V" symmetrically in the center of the suspension ribbons of large and miniature medals (position as detailed below). Arrange them in a horizontal line on the ribbon bar with the "V" in the center and the first star to the wearer's right, the second to the wearer's left, and so on.

#### 5318. CLASPS

1. General. Wear clasps on the suspension ribbon of large medals only, and below other attachments. Place bronze stars, letters, or other devices in lieu of clasps on the suspension ribbon of miniature medals and on ribbons (bars) as shown in <Figure 5-3-11>.

2. American Defense Service Medal. Wear "Fleet" and "Base" clasps with this medal to denote service in the fleet and overseas bases respectively.

3. Antarctica Service Medal. Personnel who have stayed on the Antarctica continent during the winter months are eligible to wear a bronze "Wintered Over" clasp with this medal. A gold clasp is authorized for a second wintering over period and silver clasp for three or more wintering over periods. Not more than one clasp is worn on the ribbon.

#### 5319. MISCELLANEOUS DEVICES

1. Airlift Device. Navy personnel serving at least 90 consecutive days with units in direct support of the Berlin Airlift between 26 June 1948 - 30 September 1949 are eligible to wear a gold color miniature of a "C-54" type aircraft centered on the suspension ribbon of the Navy Occupation Service Medal and on the ribbon(bar) with the nose pointing upward at a 30 degree angle and toward the wearer's right. If a clasp is worn on the suspension ribbon of the medal, center the airlift device above it.

2. Fleet Marine Force Combat Operation Insignia. Navy personnel who have been attached to a Fleet Marine Force Unit in active combat with an armed enemy beginning with World War II are authorized to wear a 1/8 inch bronze miniature Marine Corps emblem centered on the suspension ribbon of the World War II Area Campaign Medal, Korean Service Medal, the Armed Forces Expeditionary Medal, Vietnam Service Medal and the Southwest Asia Service Medal. Only one device is centered on a ribbon or medal. Other attachments (stars, etc.) are arranged on either side, with first to wearer's right, second to wearer's left, and so on.

#### 3. Hour Glass and "M" Devices

a. Naval Reserve personnel may be awarded an hour glass device in lieu of a subsequent Armed Forces Reserve Medal (AFRM) for each 10 years of service. The initial AFRM and ribbon are designed with a bronze hour glass attachment centered on the suspension ribbon of the medal and centered on the ribbon for the first 10-year period. For the second 10-year period, a silver hour glass is awarded; third 10-year period, a gold hour glass is awarded; and fourth 10-year period, a gold hour glass followed by a bronze hour glass is awarded. A bronze "M" device, if awarded, may be worn on the AFRM with a number indicating the number of times it is awarded.

b. Appropriate wear of the AFRM:

(1) Not entitled to "M" device, but entitled to AFRM: AFRM with appropriate bronze/silver/gold hour glass centered on ribbon bar and suspension ribbon.

(2) Entitled to "M" device and AFRM (based upon qualifying years of service): AFRM with "M" device and appropriate hour glass device positioned on the wearer's right with "M" device centered.

(3) Entitled to "M" device, but not otherwise entitled to AFRM: AFRM with "M" device centered on the ribbon bar and suspension ribbon.

(4) Subsequent Awards: Indicated by a bronze arabic number positioned on the wearer's left. Numbers will begin with 2" and continue.

4. Gold Globe Device. Personnel entitled to the Presidential Unit Citation awarded to the USS TRITON (SSN(N)586) wear a gold globe centered on the Presidential Unit Citation ribbon (bar).

5. Antarctica Wintered Over Disc. Personnel who stayed on Antarctica during the winter months are eligible to wear a bronze disc, with an outline of the Antarctica inscribed on it, on the suspension ribbon of the miniature medal and on the ribbon bar. A gold disc is authorized for a second winter period and a silver disc for three or more winter periods. Wear no more than one disc on the ribbon. Center the disc on the ribbon or the miniature medal so the peninsula points up.

6. Strike/Flight Numerals. Personnel receiving Strike/Flight awards of the Air Medal wear a bronze 5/16 inch Arabic numeral on the Air Medal indicating the total number of awards received after 9 April 1962. Position numerals on the ribbon bar of the Air Medal as far to the wearer's left as possible without overlapping the edge. On the suspension ribbons of large and miniature medals, place the numerals symmetrically below the center of the suspension ribbon.

7. Single Mission/Individual Awards. Personnel receiving Single Mission/Individual awards of the Air Medal wear a 3/16 inch bronze star on the Air Medal for first award, and 5/16 inch gold stars for second and subsequent awards. For initial award only, center the bronze star. When second award is earned, replace the bronze star with a gold star. If wearing Bronze Letter "V" (Combat Distinguishing Device), center "V" on the

ribbon bar and arrange stars symmetrically in relation to the "V"; first star to the wearer's right, second to left, etc. On the suspension ribbons of large and miniature medals, center the Bronze Letter "V" directly below the Single Mission/Individual star/stars <(Figure 5-3-11)>.

8. Gold Bar. Wear gold bar on suspension ribbon for each subsequent award of the Silver Life Saving Medal.

9. Silver Bar. Wear silver bar on suspension ribbon for each subsequent award of the Gold Life Saving Medal.

10. Gold Compass Rose. Wear a gold compass rose on the suspension ribbon and ribbon bar for each subsequent award of the National Security Medal.

11. Planet Symbol. Wear a ball-shaped object symbolizing a planet, with wing configuration, on the suspension ribbon and ribbon bar for each subsequent award of the National Aeronautics and Space Administration Distinguished Service Medal.

12. Vietnamese Gallantry Cross. Wear this award with the appropriate device designating the level for which the award was presented. In order of precedence, a palm indicates "cited before the Army", a gold star indicates "cited before the Corps", a bronze star indicates "cited before the Regiment". For personnel who have been cited at several levels, recognition is afforded as outlined below:

a. Wear only one Gallantry Cross award (medal or ribbon bar) regardless of the number received. For multiple awards, wear as many authorized devices that will fit on one medal or ribbon bar. Wear the devices for subsequent awards in order of seniority from the wearer's right.

b. Wear a 3/4 inch palm device for multiple awards, on the suspension ribbon of the large medal, and a 3/8 inch palm on the ribbon bar or suspension ribbon of the miniature medal. The star devices (gold, silver, or bronze) remain the same size as authorized for the initial award.

c. Wear gold frames with the Republic of Vietnam Meritorious Unit Citation of the Gallantry Cross and Civil Action with palm. The palm for this award measures 9/16 inch in length with a 1/8 inch stem and four front leaves attached like a branch. No medal is

authorized for this citation. The stem of the palm is to the wearer's right.

13. Navy "E". The Navy "E" ribbon is designed with a 3/16 inch silver "E" attachment centered on the ribbon. Members who earn the second and third award add an additional 3/16 inch silver "E" attachment for each award. Place multiple "E" attachments in a symmetrical, horizontal line in the center of the ribbon. For four or more awards, wear only one 3/16 inch silver wreathed "E" attachment centered on the ribbon.

14. "S" and "E". Qualifications for marksmanship awards are listed in <OPNAVINST 3591.1C>. Those who qualify for marksman rate a ribbon with no attachment. Those who qualify for sharpshooter rate a ribbon with a 1/4 inch bronze "S" attachment. Those who qualify for expert rate a ribbon and medal. The ribbon has a 1/4 inch silver "E" attachment and the medal has no attachments.

15. Gold Wreath Awards. Personnel receiving "Gold Wreath" awards for superior productivity will wear a bronze 5/16 inch Arabic numeral on the Recruiting Service Ribbon indicating the total number of awards received after 1 January 1980. (Note: This corresponds to the period of service for the Recruiting Service Ribbon). Position numerals on the Recruiting Service Ribbon as far as to the wearer's left as possible without overlapping the edge. Personnel receiving Individual Awards of the Recruiting Service Ribbon wear a 3/16 inch bronze star for second and subsequent awards.

Table 5-3-1

TABLE FOR WEARING LARGE OR MINIATURE MEDALS					
		Number of Medals Per Row			
Number of Medals to be worn	Prescribed Number of Rows	Top Row	2 <sup>nd</sup> Row	3 <sup>rd</sup> Row	4 <sup>th</sup> Row
1-5	1 row only	1-5			
6	2	3	3		
7	2	3	4		
8	2	4	4		
9	2	4	5		
10	2	5	5		
11	3	3	4	4	
12	3	4	4	4	
13	3	3	5	5	
14	3	4	5	5	
15	3	5	5	5	
16	4	4	4	4	4
and so on					



## WEARING OF LARGE MEDALS

## WEARING OF MINIATURE MEDALS

## LOCATION OF RIBBON ATTACHMENTS

## CHAPTER FIVE

### IDENTIFICATION BADGES/AWARDS/INSIGNIA

#### SECTION 4: AIGUILLETTES/BRASSARDS/BUTTONS

	<u>Article</u>
AIGUILLETES.....	5401
1. OCCASIONS FOR WEAR.....	5401.1
2. AUTHORITY TO WEAR.....	5401.2
3. PROCEDURES FOR WEAR AND DESCRIPTIONS.....	5401.3
BRASSARDS.....	5402
BUTTONS.....	5403
BOATSWAIN'S PIPE AND LANYARD.....	5404

---

#### 5401. AIGUILLETES

##### 1. OCCASIONS FOR WEAR

a. Individuals may wear aiguilletes only while serving in an official capacity during specific events where wearing aiguilletes, as an identifying device, are important to the principal being aided. Such identification enables the principal to accomplish his mission more effectively, assist others who support principal's mission, or prevent confusion during official occasions.

##### 2. AUTHORITY TO WEAR

a. Wear aiguilletes while performing duty as Aide to the President, Aide to the Vice President, Aide at the White House, Aide to the Secretary of Defense, Aide to the Secretary, Under Secretary, and Assistant Secretaries of the Navy, and aides to flag officers. For flag officers' aides, aiguilletes are authorized only when the titles indicated below appear in both the billet title and the incumbent's CHNAVPERs orders:

##### NOBC BILLET TITLE

9015 Chief of Staff	9930 Executive Assistant
9021 Flag Lieutenant	9935 Aide
9082 Flag Secretary	

b. Naval Attaches and Assistant Naval Attaches wear aiguilletes while performing official attache duties within their areas of jurisdiction. They shall not wear aiguilletes outside areas of jurisdiction unless specifically requested to accompany an ambassador or foreign service officer on official occasions.

c. When aides to top-ranking representatives of foreign nations visiting the United States request it.

d. Officers appointed as aides on the staff of a governor of a state or territory, may wear aiguilletes on official occasions.

e. Personnel are authorized to wear service aiguilletes at all times while serving in the following billets:

(1) "A" School Military Training (ASMT) Department and Division Leading Chief Petty Officer and Company Commanders/Assistant Company Commanders.

(2) Recruit Division Commanders and their assistants.

(3) U. S. Ceremonial Guard, except on working uniforms.

### 3. PROCEDURES FOR WEAR AND DESCRIPTIONS

a. General. Aiguilletes are furnished by the staff requiring them. Aiguilletes remain in custody of the organization providing them.

(1) The Aide to the President, Aide to the Vice President, aides at the White House, and officers designated as aides to foreign heads of state wear aiguilletes on the right shoulder; all others on the left shoulder.

(2) Wear them on the outside of overcoats, reefers, jackets, all-weather coat, or pullover sweater.

(3) Place the Fourragere under the aiguilletes.

(4) For dress aiguilletes, attach the becket to the coat in the following manner:

(a) Attach the becket to the top button of the white coat that has a standing collar.

(b) On all other coats, mess jackets, and the blue overcoats, sew a small flat button, covered with black silk, under the coat collar at the height of the collar bone to secure the becket. The pencils hang over the lapel with their suspension cords emerging from the notch in the lapel. <(See Figure 5-4-1 below.)>

b. Dress Aiguillettes. Wear dress aiguillettes with Formal Dress, Dinner Dress, Full Dress, and Service Dress uniforms, and the overcoat and all-weather coat:

(1) At official ceremonies.

(2) On occasions requiring special honors.

(3) To social functions as directed, and to all social functions for which formal invitations have been extended.

(4) At all times by aides to foreign representatives.

(5) Description

(a) Aides to the President. Two single aiguillette cords, approximately 1/5 inch in diameter, with a cord of yellow cotton, covered with gold or gilt plaited thread, and two additional loops of unplaited aiguillette cord. At the termination of the plaited cords are approximately 3 inches of plain cord with two gilt metal pencils, approximately 3-1/2 inches long, fastened to the ends, and mounted with two silver anchors and a becket. <(See Figure 5-4-2 below.)>

(b) All Other Aides. Conform to the same general description above but have dark blue thread inserted forming plaited bands approximately 7/16 inch and two additional loops of unplaited aiguillette cord.

AIDE TO THE PRESIDENT

OTHER AIDES

Figure 5-4-2

c. Service Aiguillettes

(1) Wear with Aviation Working Green, Service Uniforms, jackets, all-weather coat, overcoat, reefer, or pullover sweater but following subparagraph 3.b. above. Wear aiguillette beneath the epaulet or shoulder board.

(2) When attaching service aiguillettes to the uniform, bind the cords together lying flat, side by side, with a strip of 1-1/2 inches gold lace, and fit with a clasp pin. Attach aiguillettes to the shoulder of the coat with the 1-1/2 inch gold lace centered on top of the

shoulder with the 1-1/2 inch gold lace paralleled and up to the shoulder sleeve seam. The longest loop of the cords are worn on the inboard side closest to the wearer's body.

(3) Description

(a) Service aiguillettes consist of a number of loops of aiguillette cord. The cord is approximately 1/5 inch in diameter and covered with gold or gilt and other colored thread. Dark blue thread is woven to form spiral bands approximately 3/16 inch wide at intervals of approximately 1/16 inch.

(1) Aide to the President. Four loops, all gold.

(2) Aide to the Vice President, Admiral, General or Official of Higher Rank and Navy Special Assistant to the General Counsel of the Department of the Navy. Four loops, gold with dark blue spiral bands.

(3) Naval Attaches and Assistant Naval Attaches. Four loops, gold with dark blue spiral bands.

(4) Aide to Vice Admiral and Lieutenant General. Three loops, gold with dark blue spiral bands.

(4) Aide to Vice Admiral and Lieutenant General. Three loops, gold with dark blue spiral bands.

(5) Aide to Rear Admiral, Major General, Brigadier General and Officers of Lower Rank. Two loops, gold with dark blue spiral bands.

(6) Aide to Governor of a State or Territory. Two loops, gold with dark blue spiral bands.

(7) "A" School Military Training (ASMT) Department and Division Leading Chief Petty Officers and Company Commanders/Assistant Company Commanders. One red and white loop.

(8) Recruit Division Commander  
One red loop.

(9) Recruit Division Commander Assistant. One light blue loop.

(10) U.S. Navy Ceremonial Guard.  
White Uniform - One dark blue braided loop and two single loops.  
Blue Uniform - One white braided loop and two single loops.  
All-weather coat/Windbreaker - One white braided loop.

#### 5402. BRASSARDS

1. Brassards are cloth bands, marked with symbols, letters or words, indicating a type of temporary duty, to which the wearer is assigned.

2. Wear brassards on the right arm, midway between the shoulder and elbow, on uniforms or outergarments.



#### 5403. BUTTONS

1. The Navy button design consists of an eagle rising, with its wings down. The left foot is on the shank, the right foot on the stock of a plain anchor, laid horizontally, and the eagle's head faces its right. The whole is surrounded by 13 five-pointed stars and a rope. Buttons are designated in terms of "line". One line equals .025 inches, making a 40-line button is 1 inch in diameter, and a 35-line button is .875 inches in diameter.

2. Officers and Chief Petty Officers (CPOs) wear Navy eagle gold buttons. Enlisted women, E-6 and below, wear silver oxidized buttons on service dress coats, and all E6 and below wear silver oxidized buttons on dinner dress (mess) jackets. Anodized (highly polished) gold buttons are phasing in for officer and CPO service dress coats, dinner dress (mess) jackets, overcoats, reefers, waist-coats, combination hats, and officers' hard shoulder boards. Non-anodized (flat finish) gold buttons will not have a phase out date. Service members may continue to wear non-anodized gold buttons as long as serviceable. All buttons on a uniform component must have the same finish (excluding hard shoulder boards for officers and combination covers for officers/CPOs).

5404. BOATSWAIN'S PIPE AND LANYARD. The boatswain's pipe and lanyard may be worn around the neck **while carrying out official ceremonial duties and military watches**. The lanyard is braided with Belfast cord in a traditional style and sennit. When hanging free, the bottom of the pipe shall not fall below the top of the belt. Wear white

lanyards with dark/blue uniforms and black lanyards with white uniforms. Men place the pipe in the left breast pocket when not in use. Women wearing Service Dress Blue place the boatswain's pipe attached to the lanyard between the top and second button of their jacket when not in use. **Do not wear them on liberty.**

#### **FOOTNOTES FOR CHAPTER FIVE**

1. Not a Navy decoration - listed for precedence only.
2. May be earned while a member of the Naval service.
3. Only the initial award (ribbon with frame and palm) may be worn.

**THE FOLLOWING INFORMATION IS PROVIDED FOR COMMANDS ORDERING NAVY SECURITY BADGES.**

BADGE, SECURITY - Navy security badges may now be acquired via DLA contract SP0100-99-D-5075 by directly contacting the vendor, Ira Green of Providence, RI at 401-467-4770, x111. Vendor accepts IMPAC card for orders. Min order is five badges, any combination. Unit price is \$7.01 with delivery at FOB destination. Vendor web site is [cservice@iragreen.com](mailto:cservice@iragreen.com). Navy Liaison at S9T is S. Marinari, DSN 444-7954 or COM 215-737-7954.

## **MILITARY DECORATIONS**

### **MEDAL OF HONOR**

With Service Ribbon (Navy-Marine Corps-Coast Guard)  
For conspicuous gallantry and intrepidity at the risk of life, above and beyond the call of duty, in action involving actual conflict with an opposing armed force.

### **NAVY CROSS**

(Navy-Marine Corps-Coast Guard)  
For extraordinary heroism in connection with military operation against an opposing armed force.

### **DEFENSE DISTINGUISHED SERVICE MEDAL**

Awarded by the secretary of defense for exceptionally meritorious service in a duty of great responsibility.

### **DISTINGUISHED SERVICE MEDAL**

(Navy-Marine Corps)  
For exceptionally meritorious service to the government in a duty of great responsibility.

### **SILVER STAR MEDAL**

For gallantry in action against an opposing armed force.

### **DEFENSE SUPERIOR SERVICE MEDAL**

Awarded by the secretary of defense for superior meritorious service while in a position of significant responsibility while assigned to a joint activity.

### **LEGION OF MERIT**

For exceptionally meritorious conduct in the performance of outstanding service.

### **DISTINGUISHED FLYING CROSS**

For heroism or extraordinary achievement in aerial flight.  
Bronze "V" device is worn by Navy and Marine Corps personnel to denote valor.

### **NAVY AND MARINE CORPS MEDAL**

For acts of heroism not involving actual conflict with an opposing armed force.

**BRONZE STAR MEDAL**

For heroic or meritorious achievement of service, not involving aerial flight in connection with operations against an opposing armed force. Bronze "V" device worn to denote valor.

**PURPLE HEART**

Awarded for wounds or death as result of an act of any opposing armed force, as a result of an international terrorist attack or as a result of military operations while serving as part of a peacekeeping force.

**DEFENSE MERITORIOUS SERVICE MEDAL**

Awarded in the name of the secretary of defense for recognition of non-combat meritorious achievement or service while assigned to a joint activity.

**MERITORIOUS SERVICE MEDAL**

For outstanding non-combat meritorious achievement or service to the United States.

**AIR MEDAL**

For meritorious achievement while participating in aerial flight. Bronze "V" device worn to denote valor.

**JOINT SERVICE COMMENDATION MEDAL**

For meritorious achievement or service while assigned to a joint activity.

**NAVY COMMENDATION MEDAL**

Awarded by the Navy and Marine Corps for heroic or meritorious achievement or service. Bronze "V" device worn to denote valor.

**JOINT SERVICE ACHIEVEMENT MEDAL**

For meritorious achievement or service while assigned to a joint activity after Aug. 3, 1983.

**NAVY ACHIEVEMENT MEDAL**

(Navy-Marine Corps)

For junior officers and enlisted personnel whose professional and/or leadership achievements on or after May 1, 1961, are clearly of a superlative nature.

## **NON-MILITARY DECORATIONS**

### **DoD DISTINGUISHED CIVILIAN SERVICE AWARD**

Award competitively for exceptional devotion to duty and extremely significant contribution of broad scope to efficiency or other improvements in the operation of the Department of Defense.

### **DISTINGUISHED CIVILIAN SERVICE AWARD**

For those distinguishing themselves through contributions of major significance and/or extraordinary service to the Navy.

## **CAMPAIGN AND SERVICE AWARDS**

### **POW MEDAL**

Awarded to any person who was taken prisoner of war and held captive after April 5, 1917, during World Wars I and II, Korea and Vietnam conflicts and Operation Desert Storm.

### **GOOD CONDUCT MEDAL**

(Navy)

Based on conduct for three-year periods of continuous active service.

### **NAVAL RESERVE MERITORIOUS SERVICE MEDAL**

Awarded to Navy reservists who fulfill with distinction the obligations of inactive reservists during any three consecutive years.

### **NAVY EXPEDITIONARY MEDAL**

For landing on foreign territory and engaging in operations against armed opposition, or operations under circumstances deemed to merit special recognition and for which no service or campaign medal has been awarded.

### **NAVY OCCUPATION SERVICE MEDAL**

(Navy-Marine Corps-Coast Guard)

For occupation service during and after World War II.

### **CHINA SERVICE MEDAL**

(Navy-Marine Corps-Coast Guard)

For service in China, July 7, 1937, to Sept. 7, 1939, (Navy-Marine Corps) and Sept. 2, 1945, to April 1, 1957 (Navy-Marine Corps-Coast Guard).

### **NATIONAL DEFENSE SERVICE MEDAL**

For active federal service in the armed forces, including the Coast Guard, between June 27, 1950, and July 1954; from Jan. 1, 1961, to Aug. 14, 1974; from Aug. 2, 1990, to 30 Nov. 1995 and from 11 Sept. 2001 to TBD. Also awarded to members of the National Guard and Reserve who were part of the Selected Reserve in good standing during the period from Aug. 2, 1990, to 30 Nov. 1995 and from 11 Sept. 2001 to TBD.

**KOREAN SERVICE MEDAL**

For participation in operations in the Korean area between June 27, 1950, and July 27, 1954.

**ANTARCTICA SERVICE MEDAL**

For participating in an expedition, operation or support of a U.S. operation in Antarctica after Jan. 1, 1946, to date to be announced.

**ARMED FORCES EXPEDITIONARY MEDAL**

For participating in designated operations after July 1, 1958.

**VIETNAM SERVICE MEDAL**

For service in Southwest Asia and contiguous waters or air space thereover from July 4, 1965, through March 28, 1973.

**SOUTHWEST ASIA SERVICE MEDAL**

For service in Southwest Asia and contiguous waters or air space thereover. There are three campaign stars: (1) Defense of Saudi Arabia from 2 Aug. 90 to 16 Jan. 91; (2) Liberation and defense of Kuwait from 17 Jan. 91 to 11 Apr. 91; (3) Southwest Asia Cease-Fire Campaign from 12 Apr. 91 to 30 Nov. 95. A bronze service star shall be worn on the suspension ribbon and ribbon bar for participation in each campaign period. The initial award is the ribbon/medal with one bronze star. Wear a (3/16 inch) bronze star for second and subsequent awards. Page 5-67

**KOSOVO CAMPAIGN MEDAL**

For participation or service in direct support of Kosovo operations within established areas of eligibility.

**AFGHANISTAN CAMPAIGN MEDAL**

For Direct support of Operation Enduring Freedom (OEF) in the designated area of eligibility (AOE). The Afghanistan Campaign Medal (ACM) period of eligibility commences 24 October 2001 to a future date to be determined. The AOE encompasses all land area of the country of Afghanistan and all air spaces above the land.



**IRAQ CAMPAIGN MEDAL**

For direct support of Operation Iraqi Freedom (OIF) in the designated area of eligibility (AOE). The Iraq Campaign Medal period of eligibility is on or after 19 March 2003 to a future date to be determined. The AOE encompasses all land area of the country of Iraq, all air spaces above the land area of Iraq and the contiguous waters of Iraq out to 12 nautical miles.

**GLOBAL WAR ON TERRORISM EXPEDITIONARY MEDAL**

For direct participation in specified areas of expedition in support of the global war on terrorism on or after Sept. 11, 2001 to a future date to be determined.

**GLOBAL WAR ON TERRORISM SERVICE MEDAL**

For participation in or served in support of the Global War of Terrorism for specified operations on or after 11 September 2001 and future date to be determined.

**KOREAN DEFENSE SERVICE MEDAL**

For service in support of the defense of the Republic of Korea from July 28, 1954 to a future date to be determined. Only one award is authorized per individual.

**HUMANITARIAN SERVICE MEDAL**

For meritorious direct participation in a significant military act or operation of a humanitarian nature performed after April 1, 1975.

**ARMED FORCES RESERVE MEDAL**

For 10 years of honorable service in reserve components of the armed forces.

**NAVAL RESERVE MEDAL**

Awarded for 10 years of honorable service in the Naval Reserve (prior to Sept. 12, 1958).

## **NON-U.S. SERVICE AWARDS**

### **UNITED NATIONS SERVICE MEDAL**

(Korea)

For service in the Korean area in support of UN action from June 27, 1950, to July 27, 1954; and those who are also eligible for the Korean Service Medal.

### **UNITED NATIONS MEDAL**

For not less than six months' service with UN Observers Group in Lebanon, UN Truce Supervisory Organization in Palestine, UN Military Observers Group in India and Pakistan, or UN Security Forces, Hollandia.

### **MULTINATIONAL FORCE AND OBSERVERS MEDAL**

Awarded for service with the Multinational Force and Observers Organization for at least 90 consecutive days.

### **INTER-AMERICAN DEFENSE BOARD MEDAL**

Awarded for at least one year of service on the IADB in selected positions.

## **FOREIGN SERVICE AWARDS**

### **REPUBLIC OF VIETNAM CAMPAIGN MEDAL**

For six months direct combat support or service in South Vietnam between March 1, 1961, and March 28, 1973. Also for those wounded, captured or killed in action or in the line of duty during the same period.

### **KUWAIT LIBERATION MEDAL**

(Kingdom of Saudi Arabia)

Awarded by the Kingdom of Saudi Arabia for direct participation in Operation Desert Storm between Jan. 27, 1991, and Feb. 28, 1991.

## CHAPTER SIX

### SPECIAL UNIFORM SITUATIONS

SECTION 1: OFFICER ACCESSION PROGRAMS

SECTION 2: CEREMONIAL UNIFORMS

SECTION 3: U.S. NAVY BANDS

SECTION 4: SPECIFIC SITUATIONS

SECTION 5: PERSONNEL SERVING WITH MARINE UNITS

SECTION 6: NAVAL PERSONNEL SERVING WITH OTHER SERVICES  
TABLE OF SERVICE EQUIVALENT UNIFORMS

SECTION 7: MATERNITY UNIFORMS

SECTION 8: ORGANIZATIONAL CLOTHING AND PRIVATELY OWNED  
PROTECTIVE CLOTHING

SECTION 9: MEDICAL PERSONNEL

SECTION 10: RESERVE/RETIRED PERSONNEL

## CHAPTER SIX

### SPECIAL UNIFORM SITUATIONS

#### SECTION 1: OFFICER ACCESSION PROGRAMS

	<u>Article</u>
1. GENERAL.....	6101.1
2. CAP INSIGNIA.....	6101.2
3. SLEEVE CLASS INSIGNIA (USNA AND NROTC ONLY).....	6101.3
4. SLEEVE RANK INSIGNIA (USNA).....	6101.4
5. SLEEVE RANK INSIGNIA (NROTC).....	6101.5
6. SLEEVE RANK INSIGNIA (OTHER OFFICER CANDIDATE PROGRAMS).....	6101.6
7. DISTINGUISHING MARKS.....	6101.7
8. SHOULDER BOARDS (FOR USNA AND NROTC).....	6101.8
9. OUTERGARMENT SHOULDER INSIGNIA (OTHER OFFICER CANDIDATE PROGRAMS).....	6101.9
10. COAT COLLAR ANCHOR INSIGNIA AND COAT COLLAR STAR INSIGNIA.....	6101.10
11. SHIRT COLLAR INSIGNIA.....	6101.11
12. BUTTONS.....	6101.12
13. AIGUILLETES (USNA ONLY).....	6101.13
14. USNA BREAST INSIGNIA.....	6101.14

---

#### 6101. OFFICER ACCESSION PROGRAMS

##### 1. GENERAL

a. This chapter applies to the insignia worn by personnel in officer accession programs.

b. The Superintendent, U. S. Naval Academy, is authorized to prescribe insignia for the use of midshipmen within the limits of the U.S. Naval Academy, in ceremonies or activities held outside the limits of the Academy, for detachments of midshipmen operating with other naval personnel, or in connection with ceremonies or activities held outside the limits of the Academy in which midshipman detachments participate.

c. Insignia worn by NROTC midshipmen and other officer candidate program personnel, conform to that prescribed for U.S. Naval Academy Midshipmen. NROTC Marine option midshipmen wear gold, enlisted Marine Corps emblems in place of the anchor insignia.

d. Upon commissioning, all midshipmen uniforms, regardless of issue source, shall comply with uniform guidelines established for commissioned officers.

##### 2. CAP INSIGNIA

a. Combination Cap. Insignia on combination caps consist of a cap device, chin strap and retaining buttons.

(1) Cap Device. The insignia is a gold, fouled anchor. The length of the anchor, including the fouling, measures 1-13/16 inches; 1-1/8 inches wide at flukes; 1-1/8 inches wide at the stock with other dimensions proportionate. Attach the device to the mount of the cap band, with the unfouled arm of the stock facing the wearer's right.

(2) Chin Strap. The chin strap is 3/8 inch wide, faced with gold lace and fastened at each end by a 22 1/2 line, Navy eagle, gilt button.

b. Garrison Cap

(1) Insignia is a gold metal fouled anchor 1-1/16 inches in length with other dimensions proportionate. The unfouled arm of the stock faces front. Pin it to the left side of the cap in an upright position with the center 2 inches from the front seam and 1-1/2 inches above bottom edge.

3. SLEEVE CLASS INSIGNIA (USNA AND NROTC ONLY)

a. USNA. Consists of stripes worn on the sleeves of blue coats to indicate class.

(1) Midshipmen, First Class. Wear one stripe of yellow braid, 1/8 inch wide, around each sleeve, placing the lower edge of the stripe 2 inches from and parallel to the edge of the cuff.

(2) Midshipmen, Second Class. Wear two stripes of yellow braid, 1/8 inch wide on the left sleeve only. Place the stripes diagonally on the sleeve between the rear and front seams with the lowest stripes 4-1/2 inches above the edge of the cuff at the front seam and 11 inches at the rear seam.

(3) Midshipmen, Third Class. The insignia is same as described for Midshipmen, Second Class, but only the lower stripe is worn.

(4) Midshipmen, Fourth Class. Wear no sleeve stripes.

b. NROTC. Consists of horizontal stripes worn on the left sleeve of blue coat to indicate class. Stripes are made of gold nylon braid 1-1/2 inches long and 1/8 inch wide with 1/4 inch spacing between stripes. They are centered midway between shoulder and elbow.

(1) Seniors. Wear three stripes.

(2) Juniors. Wear two stripes.

(3) Sophomores. Wear one stripe.

(4) Freshmen. No stripes.

4. SLEEVE RANK INSIGNIA (USNA)

a. Midshipmen Officers. Wear stripes and a gold star on both sleeves of blue coat. Place the stripes made of yellow braid, 1/8 inch wide, around each sleeve with the lower edge of the first stripe 2 inches from and parallel to the edge of the cuff, with 1/4 inch spaces between stripes. Center a gold embroidered, five-pointed star, that is 1 inch across, above the stripe(s). One ray of the star points down, and the point is 3/4 inch above the upper stripe.

(1) Captain. Wear six stripes.

(2) Commander. Wear five stripes.

(3) Lieutenant Commander. Wear four stripes.

(4) Lieutenant. Wear three stripes.

(5) Lieutenant (junior grade). Wear two stripes.



(6) Ensign. Wear one stripe.

(7) Second Class Strippers. Second class midshipmen serving as midshipmen Ensigns are authorized to wear a 1 inch embroidered star 2-3/4 inch above the bottom of the left sleeve of the Service Dress Blue uniform.

b. Midshipmen Petty Officers. Wear a badge consisting of an eagle and anchor, in combination with stars and chevrons, midway between shoulder and elbow on the right sleeve of blue coat.

(1) Brigade Chief Petty Officer. The badge consists of an eagle perched, with wings expanded, on the stock of a fouled anchor, the eagle's head and the unfouled arm of the anchor's stock face the front. Below the anchor are three chevrons, apex down. An arch formed by two arcs connects each end of the upper chevron with each arm of the stock of the anchor. Above the eagle are four stars, two stars equally spaced on each side of the imaginary line through the head of the eagle and the crown of the anchor. The eagle, anchor, and stars are gold embroidered, the chevrons are gold lace. One point of each star points down.

(2) Regimental Chief Petty Officer. Same as prescribed for Brigade Chief Petty Officer except there are three stars above the eagle, forming a triangle.

(3) Battalion Chief Petty Officer. Same as prescribed for Brigade Chief Petty Officer, except there are two stars arranged horizontally above the eagle.

(4) Company Chief Petty Officer. Same as prescribed for Brigade Chief Petty Officer, except there is one star, the center of which is 7/8 inch above the eagle's head.

(5) Mustering Petty Officer, Platoon. Same as prescribed for Company Chief Petty Officer, without a star above the eagle.

(6) Platoon Petty Officer, First Class. Same as prescribed for Mustering Petty Officer, Platoon omitting the arch above the chevrons.

(7) Platoon Petty Officer, Second Class. Same as prescribed for Platoon Petty Officer, First Class omitting the lower chevron.

5. SLEEVE RANK INSIGNIA (NROTC)

a. Midshipmen Officers. Wear stripes of gold nylon braid and a gold star on both sleeves of the blue coat. Stripes measure 1-1/2 inches long and 1/8 inch wide, centered on the outer side of the sleeve with lower stripe 2 inches above and parallel to the edge of the cuff, the stripes to be 1/4 inch apart. Center a gold embroidered, symmetrical five pointed star, 1 inch across, above the stripes. One ray of the star points down, and the point is 3/4 inch above the upper stripe.

(1) Captain. Six stripes.

(2) Commander. Five stripes.

(3) Lieutenant Commander. Four stripes.

(4) Lieutenant. Three stripes.

(5) Lieutenant (junior grade). Two stripes.

(6) Ensign. One stripe.

b. Midshipmen Petty Officers. Wear insignia on the blue coat identical to that worn by U.S. Naval Academy Midshipmen Petty Officers, <article 6101.4>, except the highest NROTC Petty Officer rank is Battalion Chief Petty Officer.

6. SLEEVE RANK INSIGNIA (OTHER OFFICER CANDIDATE PROGRAMS)

a. General. Sleeve insignia consists of a gold star device or appropriate staff corps device indicating officer candidate status and combinations of gold color pin-on bars with star insignia indicating officer candidate status.

b. Star Insignia. Place a gold embroidered, symmetrical five-pointed star 1-1/4 inches across, with one ray pointing down on each sleeve of blue coat centered 3-3/8 inches above the cuff.

c. Rank Insignia. On each sleeve of the blue coat, Officer Candidates wear gold color metal bars identical to the shirt collar rank insignia prescribed for USNA and NROTC midshipmen sleeve of blue coat, to indicate rank. Center these metal bars below the gold star insignia with the upper bar 3/4 inch below the point of the star, and parallel to the edge of the sleeve.

(1) Commander. Wear five bars.

(2) Lieutenant Commander. Wear four bars.

(3) Lieutenant. Wear three bars.

(4) Lieutenant (junior grade). Wear two bars.

(5) Ensign. Wear one bar.

(6) All Other Officer Candidates. Wear a plain gold star on the sleeve of blue coat.

## 7. DISTINGUISHING MARKS

a. General. They consist of gold or yellow embroidered insignia. Wear it on the right sleeve of blue coat to indicate membership in the Midshipman Drum and Bugle Corps, or excellence in competition.

(1) Member, Midshipman Drum and Bugle Corps. The insignia consists of a bugle of conventional design. Center the device on the outer face of the sleeve, with the lower edge of bugle 9 inches above the edge of the sleeve, the bugle is horizontal, and the bell faces the front.

(2) Navy "E". A block letter "E", 5/8 inch high and 1/2 inch wide, centered on the outer face of the sleeve, midway between shoulder and elbow or 1 inch below the midshipmen petty officer insignia. USNA midshipmen who qualify for this mark wear it for one year, following date of qualification.

#### 8. SHOULDER BOARDS (FOR USNA AND NROTC)

a. General. There are two types of shoulder boards, one indicating class and one indicating rank. Both measure either 5-1/2 inches (men), or 4-1/2 inches (women) long and 1-3/4 inches wide with outer end squared and inner end terminating in a symmetrical peak made of dark blue cloth. They are rigid and attached on the shoulder at the inner end by a 22 1/2-line Navy eagle, gilt button snap fastener. They are worn on the coat of Full Dress White uniforms, the blue overcoat, reefer, Dinner Dress jacket and on the white tropical shirt. NROTC Marine midshipmen replace the anchor insignia on the shoulder boards with the gold, enlisted Marine Corps emblem.

b. Class Shoulder Boards. The insignia for shoulder boards consists of a metal fouled anchor alone or in combination with stripes, indicating the wearer's class.

(1) Midshipman, First Class. Center a gold metal fouled anchor, 1-1/16 inches in length, with other dimensions proportionate, on the shoulder board with the crown 2 inches from the squared end and the unfouled arm of the stock to the front. Place one yellow stripe, 1/8 inch wide, with the outer edge 5/8 inch from and parallel to the squared end of the shoulder board (right and left).

(2) Midshipman, Second Class. Same as prescribed for Midshipman, First Class, except that there are two yellow stripes, 1/8 inch wide, placed diagonally

across the shoulder board. The front edge of the bottom stripe is  $\frac{5}{8}$  inch and the rear edge of the bottom stripe is  $1\frac{5}{8}$  inches from the squared end of the board. The stripes are parallel and spaced  $\frac{1}{8}$  inch apart; lower end to the front (right and left).

(3) Midshipman, Third Class. Same as prescribed for Midshipman, Second Class, but the upper stripe is omitted (right and left).

(4) Midshipman, Fourth Class. Same as prescribed for Midshipman, First Class, but the stripe is omitted (right and left). For women the anchor crown is  $1\frac{1}{4}$  inches from the squared end.

c. Rank Shoulder Marks. The insignia worn on shoulder boards consists of a star, in combination with stripe(s), to indicate the wearer's rank.

(1) Captain. Wear six yellow stripes,  $\frac{1}{8}$  inch wide. Place the lowest stripe  $\frac{5}{8}$  inch from and parallel to the squared end of the mark. Space other stripes  $\frac{1}{4}$  inch apart. Center a gold plated metal, five point star,  $\frac{1}{2}$  inch across on the shoulder board, with one point facing toward and  $\frac{1}{2}$  inch from the upper stripe.

(2) Commander. Same as prescribed for Captain, except there are five stripes.

(3) Lieutenant Commander. Same as prescribed for Captain, except there are four stripes.

(4) Lieutenant. Same as prescribed for Captain, except there are three stripes.

(5) Lieutenant (junior grade). Same as prescribed for Captain, except there are two stripes.

(6) Ensign. Same as prescribed for Captain, except that there is one stripe.

9. OUTERGARMENT SHOULDER INSIGNIA (OTHER OFFICER CANDIDATE PROGRAMS)

a. Men. Consist of shoulder boards indicating officer candidate status, worn on the shoulders of white coats and blue overcoats. The shoulder board is of the same design and dimensions as for officers. One simulated gold embroidered, symmetrical five-point star, 1-1/4 inches across, is positioned on shoulder board with its center 2 inches from the squared end and with one ray pointing toward the squared end of the board.

b. Women. Same as prescribed for wear with garrison cap and worn on shoulder straps of the blue rain coat. Place insignia on each shoulder strap, (right and left), with shank of the anchor lying parallel to and on the long dimension of the strap. The anchor's base is 1 inch from the shoulder seam.

10. COAT COLLAR ANCHOR INSIGNIA AND COAT COLLAR STAR INSIGNIA

a. General. Coat collar insignia consists of plain gold anchors indicating midshipman status and gold stars indicating Distinguished Midshipman worn on the collars of the blue coats.

b. Service Dress Blue Coat

(1) Anchor Insignia. A plain gold anchor 17/16 inch long, the stock, 3/4 inch wide, and the flukes 1-1/17 inches wide. The stock inclines at an angle of 8 degrees from the horizontal (right and left). Pin it on each collar tip of the coat so the anchor's crown is 1/2 inch above the notch of the lapel (males), 1 inch from the bottom and midway between the two sides (females), and the



center line of the shank is parallel to and approximately 3/4 inch from the collar's outer edge. The lower end of the stock is outboard and the stock approximately horizontal.

(2) Star Insignia. Same as described above for Service Dress Blue coats and worn on each side of the collar in the same relative position.

#### 11. SHIRT COLLAR INSIGNIA

a. General. Shirt collar insignia consists of gold fouled anchor, eagle, and bar worn on the collar tips of blue and khaki shirts, to indicate the wearer's class and/or rank.

b. Insignia Indicating Class and Petty Officer Rank (USNA and NROTC)

(1) Anchor Insignia. A gold metal fouled anchor, 5/8 inch (right and left).

(2) Eagle-Anchor Insignia. Consists of a spread eagle on gold metal fouled anchor. The device is 1 1/16 inch (right and left).

(3) Manner of Wear. Pin the anchor or eagle-anchor insignia to the collar in a vertical position with the center of the insignia approximately 1 inch from the front edge and 1 inch below the upper edge of the collar. The anchor's stock is parallel to the upper edge

of the collar and the unfouled arm of the stock faces front.

(a) Midshipmen, First Class of other than Officer Rank. Wear the eagle-anchor insignia on both collar points.

(b) Midshipmen, Second Class of other than Officer Rank. Wear the anchor insignia on both collar points.

(c) Midshipmen, Third Class. Wear the anchor insignia on the right collar point only.

(d) Midshipmen, Fourth Class. Wear no insignia on the collar.

c. Insignia Indicating Class and Petty Officer Rank (Other Officer Candidate Programs). It is the same as the shirt collar anchor insignia prescribed

for U.S. Naval Academy and Naval Reserve Officers Training Corps Midshipmen. This insignia is worn by all officer candidates, on collar points of the khaki and blue shirts in a horizontal position with the crown to the front. The unfouled arm of the stock points up. Officer candidates wear:

Fourth Classmen:	No insignia.
Third Classmen:	One anchor, right collar.
Second Classmen:	One anchor, on each collar.
First Classmen:	One eagle-anchor on each collar.

d. Insignia Indicating Midshipman and Officer Candidate Rank. Consists of gold metal bars, on the collar tips of blue and khaki shirts to indicate the wearer's rank. On closed collar shirts, pin this insignia on the collar so that the center of the first bar is approximately 1 inch from the front edge and 1 inch below the upper edge of the collar. The upper edge of bars are parallel to upper edge of collar. On open collar shirts, all midship- men, except Captains, center insignia one inch from the front and lower edges of the collar and position it with the vertical axis of the insignia along an imaginary line bisecting the angle of the collar point. Captains wear insignia one quarter inch from the lower and outside edges of the collar and position it with the vertical axis of the insignia along an imaginary line bisecting the angle of the collar point.

(1) Captain. Wear six parallel bars, each  $\frac{3}{4}$  inch wide, and spaced  $\frac{1}{8}$  inch apart, connected by a thin strip of wire or metal.

(2) Commander. Wear five parallel bars each  $\frac{3}{4}$  inch wide, and spaced  $\frac{1}{8}$  inch apart and connected by a thin strip of wire or metal.

(3) Lieutenant Commander. Wear four parallel bars each  $\frac{3}{4}$  inch wide, and spaced  $\frac{1}{8}$  inch apart and connected by a thin strip of wire or metal.

(4) Lieutenant. Wear three parallel bars each  $\frac{3}{4}$  inch wide, and spaced  $\frac{1}{8}$  inch apart and connected by a thin strip of wire or metal.

(5) Lieutenant (junior grade). Wear two parallel bars each 3/4 inch wide, and spaced 1/8 inch apart and connected by a thin strip of wire or metal.

(6) Ensign. Wear one bar.

12. BUTTONS. Wear Navy eagle gilt buttons. They are the same as those described for male and female officers. (Article 5403)

13. AIGUILLETES (USNA ONLY)

a. Description. Aiguillettes consist of either one loop of gold nylon cord or one blue and one gold nylon cord loop, 3/16 inch in diameter. Each loop is 17 inches in circumference. The loops are sewn together all around and joined at the top by a 1/2 inch section of nylon braid binding strip, to which a safety pin is attached.

b. Manner of Wear. Wear aiguillettes on uniforms as prescribed by the Commandant of Midshipmen; pinned to the shoulder at the arm seam. Midshipmen officers of the watch wear one loop aiguillettes.

14. USNA BREAST INSIGNIA

a. Description

(1) Star. Five pointed 1/2 inch gold colored metal star awarded to midshipmen assigned to the Superintendent's List.

Manner of Wear

(a) For Service Dress Blue (SDB) uniform, stars will be centered 1/2 inch above the lapel anchors. Two rays of the star will be bisected by the center line of the anchor.

(b) For Full Dress Blue (FDB) uniform, the star shall be worn in the same relative position to the collar anchors as with SDB.

(c) For Service Dress White (SDW), Summer White (SW), Winter and Summer Blue, the star shall be worn on the left breast pocket flap centered 1/4 inch below the top of the pocket.

(2) Athletic Awards. 11/32 inch gold colored N or N-Star device.

(3) Trident Scholar. Gold colored metal trident worn by midshipmen participating in the Trident Scholar Program.

(4) Color Company "E". 11/32 inch letter "E" worn by the midshipmen of the color company for one year following the date of qualification.

(5) Service Selection Device. 3/8 inch gold colored metal warfare specialty or staff corps device worn by midshipmen first class representing their service selection.

(6) YP Squadron. One-half inch diameter smooth gold star worn by midshipmen currently designated in command of a YP.

#### Manner of Wear

(a) SDB, SDW, SW - Worn on right breast in same relative location as ribbons on the left breast. If name tag is worn, center the star 1/4 inch above the name tag.

(b) Winter and Summer Blue Uniforms - Center 1/4 inch above the name badge.

b. Manner of Wear. Unless specified (14.a(1) and (6)), USNA breast insignia is worn centered 1/4 inch below the top of the pocket on SDB, SDW, SW, and Winter and Summer Blue uniforms. If two or more awards are authorized they shall be worn centered in a horizontal line with each award 3/4 inch apart, from right to left in the order of precedence. Order of precedence:

Superintendent's List Star  
"N" or "N"-Star  
Trident Scholar  
Color Company "E"  
Service Selection Device

## CHAPTER SIX

### SPECIAL UNIFORM SITUATIONS

#### SECTION 2: CEREMONIAL UNIFORMS

	<u>Article</u>
1. U.S. NAVY CEREMONIAL GUARD.....	6201.1
2. HONOR GUARDS AND OTHER CEREMONIAL PERSONNEL.....	6201.2
3. USS CONSTITUTION CREW.....	6201.3

---

#### 6201. CEREMONIAL UNIFORMS

##### 1. U.S NAVY CEREMONIAL GUARD, WASHINGTON, D.C.

a. General. The Commandant, Naval District Washington, provides ceremonial uniforms. Ceremonial uniforms prescribed for members of the U.S. Navy Ceremonial Guard are designated as either "Winter Ceremonial" or "Summer Ceremonial" as appropriate for the season. The uniform consists of the Full Dress uniform modified as follows:

(1) Officers. The blue rain cape prescribed for the U.S. Navy Band is authorized for use by officers participating in Navy ceremonies. The blue all-weather coat, modified with a sword opening in the left side, is authorized for officers participating in Joint Armed Forces ceremonies.

(2) Chief Petty Officers. The rain cape prescribed for the U.S. Navy Band is authorized for chief petty officers participating in Navy ceremonies. Sidearms as described in paragraph 1.a.(3).(c) may be prescribed.

##### (3) Enlisted Personnel (E6 and below)

(a) Special ceremonial uniforms presently authorized for enlisted personnel in the Ceremonial Guard are comprised of components of the Service Dress uniforms.

(b) Wear the following accoutrements as prescribed by the Officer-in-Charge: white gloves, white leggings, white guard belt, ceremonial guard belt buckle (brass), white or blue ascot, white scarf (wear only with peacoat), neckerchief with cheater knot, and aiguillette as prescribed in paragraph <5401.3.c(a)(10)>.

(c) Petty officers and non-rated personnel performing in place of petty officers, wear a white or black pistol holster on the guard belt positioned slightly forward of the right hip. Petty Officers and non-rated personnel carrying a rifle with bayonet, wear a white bayonet scabbard on the guard belt positioned on the left hip (with the exception of drill team members who wear nothing on the guard belt).

(d) The ceremonial uniform for non-rated personnel includes rifle with white rifle sling. Fix the rifle with a chromed bayonet.

(e) Trousers legs are bloused above the leggings.

(f) All-weather coat and/or peacoat are worn according to weather conditions.

(g) The white guard belt is worn outside of every coat.

(h) All non-rated personnel shall now wear their assigned rating, such as AN, SN, or FN, etc.

(i) Drill team no longer wears helmets. They wear their appropriate covers.

(j) All personnel assigned shall wear highly polished brass belt buckle and tie bar in place of silver accessories for uniformity.

(4) Female Personnel. Women wear appropriate uniforms with the accoutrements listed in subparagraph 1.a.(3)(b) to provide compatibility. Additionally, female members of the U.S. Navy Ceremonial Guard, Washington, D.C. are authorized to wear the men's Service Dress Blue uniform during occasions where ceremonial dignity and appearance need to be preserved.

(5) Ceremonial Guard Patch. Enlisted personnel, E6 and junior, are authorized to wear an identifying sleeve patch while assigned to the U.S. Ceremonial Guard, Washington, D.C. Such insignia is prescribed and worn at the discretion of the Commandant, Naval District Washington, D.C.

(6) Medals. All medals shall be polished to a high lustre and boarded to maintain the shape of the ribbon.

(7) Shoes. Ceremonial shoes shall be black corfam, double soled with highly polished brass plates on the inside of each heel. Officers and chief petty officers shall wear white double soled shoes with brass heel plates with summer uniform.

(8) Travel Uniform. Members of the U.S. Navy Ceremonial Guard, officers and enlisted personnel, when traveling to and from ceremonial events in official vehicles, are authorized to modify the prescribed uniform as follows to preserve appearance.

(a) The uniform top shall be replaced with the black windbreaker with both summer and winter uniform. Enlisted personnel will wear an aiguillette on the left shoulder and ceremonial guard patch on the right shoulder.

(b) Members of the U.S. Navy Drill Team shall wear a black satin jacket, with gold embroidered lettering "U.S. NAVY PRESIDENTIAL HONOR/DRILL TEAM, WASHINGTON, D.C." and wear a dark blue jumpsuit with ceremonial guard patch and appropriate rank designation attached.

## 2. HONOR GUARDS AND OTHER CEREMONIAL PERSONNEL

a. General. The prescribing authority determines the uniforms for honor guards and ceremonial units. The prescribed uniform shall comply with uniforms authorized in Chapter 3 as appropriate. Special ceremonial uniforms, which deviate from uniforms authorized in Chapter 3, must be approved by the Chief of Naval Operations (N-09B).

(1) Outerwear. Wear only the outer garments described elsewhere in the regulations, such as overcoats, reefers, peacoats, all-weather coats and windbreakers, with uniforms.

(2) Guard Belts. Wear the standard white guard belt with all uniforms and outside all outergarments.

(3) Personnel Under Arms. Officers and Chief Petty Officers wear pistol and pistol belts, in parades with enlisted men under arms. The sword and sword belt may be prescribed in lieu of the pistol and pistol belt for wear by officers required to have this equipment. Other male officers may wear the sword if provided. When carrying the pistol, wear the belt outside of coat, with the holster slightly in front of the right hip. If only



one magazine pocket, wear it to the left of the buckle. If two pockets, place them to the right and left of the buckle. White pistol belt and holster cover (or bayonet scabbard) may be prescribed on shore stations. When the bayonet is prescribed, the bayonet scabbard is worn on a guard belt positioned on the left hip. Enlisted men under arms for parades or other ceremonies ashore, for infantry drill or on guard detail at shore activities may wear leggings when prescribed.

### 3. USS CONSTITUTION CREW

a. General. The Commanding Officer, USS CONSTITUTION, provides regulation 1813 pattern naval uniforms. The 1813 pattern uniform is organizational issue clothing. Only personnel permanently assigned to USS CONSTITUTION may wear Navy-issued 1813 pattern uniforms. The 1813 pattern uniform is designated as either "Winter 1813s" or "Summer 1813s." The uniform is modeled on U.S. Navy Uniform Regulations of 23 November 1813 and will normally be worn to educate and inform the public about early naval heritage. Photographs of the uniform sets are provided <Figure 6-2-1, Figure 6-2-2, Figure 6-2-3, Figure 6-2-4 and Figure 6-2-5)>.

b. Officers. There are two distinct 1813 officer uniforms: one worn by the Commanding Officer and the other by Lieutenants. The U.S. Navy Pattern 1813 Eagle hilt sword may be worn as a sidearm, when authorized by the Commanding Officer.

#### (1) Commanding Officer

(a) Cover (Bicorn). A brushed black "fur" felt, 9 inches from brim to top of "fan" and 20 inches from tip to tip. The hat is decorated with 3/4 inch wide gold lace around outer edge of "fan." A 2-inch wide loop of gold lace is centered vertically on the fan with a gold button in the lower end of the loop. The loop ends 2 inches above the bottom edge of the hat. A 4-inch black silk cockade is mounted at the top (at the 12 o'clock position) under a gold loop. There are seven gold braid tassels 2 inches in length mounted on each brim.

(b) Dress Jacket. Made from dark blue melton cloth with dark blue lining. Double-breasted with broad lapels and "tails." Decorated with 1/2 inch wide gold lace on collar, cuffs, lapels, and pocket flaps (including top fold) and along folds of skirts of the coat. No gold lace around buttonholes. Two plain gold epaulettes are worn on the shoulders. Two gilt buttons

are mounted on a high collar (one each on left and right side of collar). Two vertical rows of nine gilt buttons are on the front of the jacket. Four gilt buttons are mounted on the pocket flaps. Four gilt buttons are on the cuffs. Two gilt buttons are at rear, top of coattail flap. Buttons are made of yellow metal, with the fowl anchor and American eagle, surrounded by fifteen stars.

(c) Trousers. White cotton or linen "broadfall" style trousers with gilt buttons on pocket flaps; tucked into half boots.

(d) Vest. White single-breasted cotton or linen waistcoat with standing collar, nine gilt buttons down the front, and four smaller gilt buttons mounted on each pocket flap on each pocket but smaller than those on coat.

(e) Shirt. White cotton or linen shirt with a wide collar.

(f) Stock. Black cotton or silk stock.

(g) Boots. Black "Hessian" style half boots with scalloped tops.

(2) Lieutenants: wear the same style bicorn hat, shirt, stock, pantaloons and boots as those worn by the Commanding Officer. The only uniform distinction is in the dress jacket and vest.

(a) Dress Jacket. Same as above except no gold lace around buttonholes, lapels, pocket flaps or down folds of the skirts. One gold epaulette (plain-no devices) is worn on the left shoulder. Two rows of nine gilt buttons are on the front of the jacket. Three gilt buttons are mounted on the pocket flaps. Three gilt buttons are on the cuffs. Two gilt buttons are at rear, top of coattail flap. One gilt button is on left and right side of collar.

(b) Vest. Same as above except three gilt buttons and buttonholes on pockets of vest.

c. Chief Petty Officers: wear the same shirt, stock and trousers as officers. The U.S. Navy Pattern 1814 straight edged cutlass may be worn as a sidearm, when authorized by the Commanding Officer.

(1) Hat. A glazed black felt top hat, round, 9 inches from brim to crown. Brim curled up on sides. The ship's name, USS CONSTITUTION embroidered in gold letters on black silk ribbon.

(2) Jacket. A double-breasted short jacket of dark blue melton cloth with turned down collar. Six brass buttons are down each side of the jacket front.

(3) Vest. A red cotton or linen short single-breasted waistcoat with a rolled down collar. Nine gilt buttons down the front.

(4) Footwear. Navy-issue laced black leather safety boots.

d. Enlisted (E6 and below): wear the same jacket, shirt, trousers and footwear as the chief petty officers. The U.S. Navy Pattern 1814 straight edged cutlass may be worn as a sidearm, when authorized by the Commanding Officer. Female personnel may wear their hair tightly braided in the traditional Sailor's pigtail when in 1813 uniform to add authenticity to the 1813 uniform and to permit proper wear of the flat glazed hat.

(1) Hat. A flat glazed black hat 3-4 inches from brim to crown. Flat brim with ship's name, USS CONSTITUTION embroidered in gold letters on black silk ribbon. The ribbon tails to hang down to shoulder blade length when worn.

(2) Neckerchief. Navy-issue black neckerchief. Worn knotted loosely around the throat with the body of the material forming a wide triangle down the back (Boy Scout fashion).

(3) Trousers. Wear standard issue service dress blue (jumper) trousers in winter and service dress white (jumper) trousers, or white cotton broadfall trousers in summer.

e. CONSTITUTION Unit Identification Mark (UIM). Enlisted personnel, E6 and junior, are authorized to wear an identifying sleeve patch (IUM) on their modern regulation uniforms while assigned to USS CONSTITUTION. The patch has the ship's name with six white stars embroidered (three on either side of the name) symbolizing the six original frigates of the U.S. Navy, with the ship's nickname "Old Ironsides" embroidered underneath - a reminder of the nation's enduring commitment to the Navy's oldest warship, still in commission.

USS CONSTITUTION  
Commanding Officer  
Figure 6-2-1

USS CONSTITUTION  
Lieutenant  
Figure 6-2-2

USS CONSTITUTION  
Chief Petty Officer  
Figure 6-2-3

USS CONSTITUTION  
E6 and Below  
Figure 6-2-4

USS CONSTITUTION  
E6 and Below  
Figure 6-2-5

## CHAPTER SIX

### SPECIAL UNIFORM SITUATIONS

#### SECTION 3: U.S. NAVY BANDS

	<u>Article</u>
1. THE U.S. NAVY BAND.....	6301.1
2. U.S. NAVY BAND UNIFORMS.....	6301.2
3. U.S. NAVAL ACADEMY BAND UNIFORMS.....	6301.3
4. OTHER U.S. NAVY BANDS.....	6301.4

---

#### 6301. U.S. NAVY BANDS

##### 1. THE U.S. NAVY BAND

###### a. General

(1) U.S. Navy Band Uniforms and Formal Civilian Attire Uniforms. U.S. Navy Band uniforms prescribed for members of the U.S. Navy Band, Washington, D.C. are worn on the appropriate occasions as prescribed by the Officer in Charge/Leader.

(2) Officers and Enlisted Personnel. Officers and Chief Petty Officers of the U.S. Navy Band, Washington, D.C. wear the uniforms as prescribed for their respective grade or rate. Uniforms and insignia worn by E6 personnel are as described in this section.

###### b. Composition of Uniforms

(1) Officers and Enlisted. Officers assigned to the U.S. Navy Band, Washington, D.C. shall conform to the designation and composition of uniforms contained in Chapter 3, Sections 2 and 3 as appropriate. Enlisted members shall conform to the designation and composition of uniforms prescribed for chief petty officers, Chapter 3, Section 3, with the exception of service khaki uniform.

(2) Band Uniform. In addition to required uniforms, officers and enlisted members of the U.S. Navy Band, Washington, D.C. wear band uniforms as outlined in this section.

###### c. Authorized Modifications to Navy Uniforms

(1) Dinner Dress. Officers and enlisted personnel wear, for performances only, a black cummerbund with both the Dinner Dress Blue Jacket and the Dinner

Dress White Jacket. Women may wear a full length blue formal skirt or the short blue unbelted skirt.

(2) Service Dress White. White trousers are provided for all Navy Band women and may be prescribed with Service Dress White and Full Dress White uniforms. These trousers remain the property of the Navy.

(3) Insignia

(a) Collar Insignia. All E-6 personnel wear an eagle and chevron, gold colored metal insignia, with bright finish, approximate size 7/8 inch wide by 1-1/4 inches high in the same position prescribed for chief petty officers for all uniforms using collar devices.

(b) Soft Shoulder Boards. All E-6 personnel wear soft shoulder boards with eagle and chevron, indicating rank, on the Service Dress Blue white shirt and black V-neck sweater.

(4) Hat Device. All E-6 personnel wear a gold metal lyre superimposed on the shank of a gold fouled anchor with the silver letters "USN" superimposed on the anchor's stock immediately above the lyre.

(5) The Drum Major wears white leather gauntlet gloves, baldric, and tall bear skin hat when in Full Dress Blue or White.

2. U.S. NAVY BAND UNIFORMS

a. Sea Chanters' Uniform (1812)

(1) Jacket. Fully lined, dark blue wool blend short mess jacket slightly tailored at the waist to be worn open. Eight one-inch gold buttons (having a raised surface with an eagle design) on each forefront below the lapel, with corresponding buttonholes next to each row of buttons along open edge of jacket. Each sleeve will have a four-inch cuff with three buttons along the top edge.

(2) Trousers (men). Dark blue wool blend to match jacket; bell-bottom style with square front flap opening fastened with 13 dark blue buttons. Trousers will have a laceable insert in back just below waist level to allow for adjustments.

(3) Skirt (women). Fully lined, dark blue wool blend A-line style with rear zipper opening and waistband. Length will extend just below the knee, with two slits up side seams from hem to knee level.

(4) Shirt. Short-sleeved crackerjack style in white cotton. Collar will have three rows of red piping around the edge with one blue star on each corner at lower edge.

(5) Neckerchief. Same as described for jumper style uniform, tied in a square knot and hung around the neck with the knot resting at the upper chest level.

(6) Shoes. Black dress pumps for women and black dress shoes for men.

(7) Hosiery. As prescribed for men and women.

(8) Outer Garments. All-weather or bridge coats may be worn with appropriate gloves and/or scarf.

(9) Cover. Not worn with the 1812 uniform unless an outer garment is worn.

b. Formal Civilian Attire

(1) Coat (men). A dark blue, single button, tuxedo style coat with a shawl collar, two slanted lower pockets and one left breast pocket. Two 24-line navy blue buttons at the cuff of each sleeve and one 30-line matching center button connecting shawl front. The back of coat has side vents.

(2) Trousers. High waisted, cuffless, plain design trousers, with suspender buttons. Fabric matches the coat, with a black stripe extending the full length of each outside leg seam, worn with black cummerbund.

(3) Shirt. A blue or white formal shirt.

(4) Bow Tie. Black civilian style.

(5) Shoes and Socks. Black dress shoes and socks are worn summer and winter.

(6) Women. Women wear similar attire with either a long skirt or slacks.



c. Formal Civilian Attire for Combos

(1) Blazer. Blue, single-breasted blazer with two gold buttons, two lower pockets and one left breast pocket with round Navy Band patch. Cuffs have three gold buttons.

(2) Trousers. Tan cuffless trousers.

(3) Shirt. Plain white shirt.

(4) Necktie. Four-in-hand blue necktie with small tab dots.

d. Utility Clothing

(1) Shirt. Dark blue with two buttoned breast pockets. Long or short sleeved.

(2) Trousers. Same color and material as shirt.

(3) Boots, Black Safety. Water resistant leather, high-topped, plain toe boots, with no stitching, a hard box or safety toe, and lugged vibram sole.

3. U.S. NAVAL ACADEMY BAND UNIFORMS

a. General. Officers and Chief Petty Officers assigned to the U.S. Naval Academy Band shall conform to the designation and composition of uniforms contained in Chapter 3, Sections 2 and 3 as appropriate. Enlisted personnel E5 and E6 shall conform to the designation and composition of uniforms prescribed for chief petty officers, Chapter 3, Section 3, with the exception of service khaki uniform.

b. Parade Uniform

(1) Combination Cap. The same uniform as prescribed for chief petty officers.

(2) Chin Strap. Made of gold cord. The strap is secured at each side of the cap by a 22 1/2-line Navy eagle, gilt button.

(3) Cap Device. Consists of a gold metal lyre on the shank of a gold fouled anchor, with the silver letters "USN" superimposed on the anchor's stock immediately above the lyre. Enlisted members, other than chief

petty officers, wear the lyre cap device with all uniforms. Chief petty officers wear this lyre cap device only with band uniforms.

(4) Collar Insignia. For E6 petty officers, a gold metal eagle and chevron insignia, with a bright finish. The approximate size is 1-1-1/4 inches wide by either 1-5/8 inches, 1-3/8 inches or 1-1/8 inches in height. Wear as prescribed for chief petty officers on Summer White and Winter Blue uniforms.

#### 4. OTHER U.S. NAVY BANDS

a. General. Personnel in other U.S. Navy Bands wear uniforms described in Chapter 3, as prescribed by the commanding officer or other appropriate authority.

## CHAPTER SIX

### SPECIAL UNIFORM SITUATIONS

#### SECTION 4: SPECIFIC SITUATIONS

	<u>Article</u>
1. QUARTERDECK CEREMONIES.....	6401
2. RECRUIT SPECIAL DRILL UNITS.....	6402
3. MAIL CLERKS, ORDERLIES, ETC.....	6403
4. FUNERAL DETAILS.....	6404
5. RELIGIOUS DRESS AND APPEARANCE PRACTICES....	6405
6. CULINARY SPECIALIST (CS RATE).....	6406
7. WEDDING ATTIRE.....	6407
8. SECURITY PERSONNEL.....	6408
9. PERSONNEL IN CONFINEMENT WITHIN NAVAL FACILITIES.....	6409

---

#### 6401. QUARTERDECK CEREMONIES

1. UNIFORMS. The uniforms for quarterdeck personnel are as follows:

a. Officer-of-the-Deck. The officer-of-the-deck, in port, wears the prescribed uniform of the day. Side arms and gloves may also be prescribed. The OOD carries binoculars at sea.

b. Officer-of the-Day. The officer-of-the-day and junior officer-of-the-day on duty at a shore station wear the uniform of the day, and "OOD" and "JOOD" brassard as appropriate. Side arms may be prescribed.

c. Petty Officers-of-the-Watch. Personnel on duty as quarterdeck petty officer-of-the-watch wear the uniform of the day. Side arms may be prescribed.

d. Messengers. Personnel on duty as quarterdeck messengers wear the uniform of the day. Side arms may be prescribed.

e. Sideboys. Sideboys wear uniform of the day.

2. PISTOL BELT. When carrying a pistol, wear the belt outside the coat, with the holster slightly in front of the right hip. Only one magazine pocket is worn to the left of the buckle. Two are worn to the right and left of the buckle. A white pistol belt and holster cover (or bayonet scabbard) may also be prescribed for quarterdeck watch standers ashore.

3. WHITE LEGGINGS, WHITE GLOVES, AND WHITE HELMET LINER

a. Wear. Leggings and other equipment as outlined below may be prescribed:

(1) White Leggings

(a) May be worn when participating in ceremonies such as ceremonial guard, drill teams, sentries, guards, and special details.

(b) May be worn when assigned to Armed Forces Police Detachments.

(c) May be worn by recruits when prescribed.

(2) White Gloves. White gloves may be prescribed (if provided at no cost to E1-E6 personnel) with white leggings and white guard belt.

(3) White Helmet Liner. May be prescribed for sentry, guard, and police details only.

6402. RECRUIT SPECIAL DRILL UNITS

1. ACCOUTREMENTS. For ceremonies when smartness in appearance is desired, or for drill teams, sentries, and guards; white leggings, gloves, helmets, ascots, belts, and aiguillettes may be authorized by the prescribing authority.

6403. MAIL CLERKS, ORDERLIES, ETC.

1. PISTOL BELT. Personnel on duty as mail clerks, orderlies, guard mail petty officers, and similar official details wear a pistol belt.

6404. FUNERAL DETAILS

1. GENERAL. NAVMEDCOMINST 5360.1 establishes burial uniform policy. For additional information on funerals contact the BUPERS Casualty Assistance Branch (Pers-621) at COM (901)874-4300 or DSN 882-4301.

2. MOURNING BADGES

a. Officers and Enlisted Personnel. Personnel wear mourning badges when serving as honorary pallbearers at military funerals or when attending military funerals

in an official capacity. Officers and enlisted attending military or civilian funerals in uniform may wear mourning badges at their discretion.

b. Wear. Officers wear the mourning badge on the left sleeve of the outergarment, halfway between the shoulder and elbow. Enlisted personnel wear the mourning badge on the right sleeve of the outergarment, halfway between the shoulder and elbow. The badge is 3 inches wide and made of black crepe, long enough to fit around the arm. When wearing the sword, officers also wear a mourning badge 3 inches wide and 20 inches long, knotted in the middle at the sword hilt.

3. WHITE GLOVES. Officers may be required to wear white gloves at military funerals. Enlisted personnel may be required to wear white gloves at military funerals if gloves are provided at no cost to the individual. Officers and enlisted personnel may wear white gloves at other funerals but only during the actual ceremonies unless white gloves are an authorized part of their uniforms being worn.

#### 6405. RELIGIOUS DRESS AND APPEARANCE PRACTICES

1. DEFINITION OF RELIGIOUS APPAREL. Religious apparel is defined as articles of clothing worn as part of the doctrinal or traditional observance of the religious faith practiced by the member. Hair and grooming practices required or observed by religious groups are not included within the meaning of religious apparel.

2. NORMAL DUTY HOURS. Religious items or articles not visible or otherwise apparent may be worn with the uniform, provided they do not interfere with the performance of the member's military duties, or interfere with the proper wearing of any authorized article of the uniform.

3. ORGANIZED WORSHIP SERVICES. Navy personnel may wear any required religious apparel distinct to their faith group with the uniform while in attendance of organized worship services.

4. CHAPLAINS. Chaplains have the option of wearing their uniform when conducting worship services and during the performance of rites and rituals distinct to their faith groups. Chaplains conducting such services, rites and rituals, may wear any religious apparel required by their faith groups.

5. JEWELRY. Jewelry bearing religious inscriptions or otherwise indicating religious affiliation of belief may be worn subject to the same uniform regulations prescribed for jewelry that is not of a religious nature.

6. RELIGIOUS ITEMS DURING CEREMONIAL DETAILS. Visible items of religious apparel shall not be worn while wearing historical or ceremonial uniforms; participating in review formations, parades, honor or color guards, or similar ceremonial details and functions.

7. RELIGIOUS HEADGEAR. Navy personnel may wear religious headgear while in uniform if the headgear meets the following criteria.

- a. It must be black or hair colored;
- b. It must be of a style and size that can be completely covered by standard military headgear;
- c. It cannot interfere with the proper wear or functioning of protective clothing or equipment;
- d. It cannot bear any writing, symbols, or pictures;
- e. It will not be worn in place of military headgear when military headgear is required (outdoors, or indoors when required for duties or ceremonies).

6406. CULINARY SPECIALIST (CS RATING)

1. WORK UNIFORM (MEN). Culinary Specialists (men) working in galleys and bakeshops, and messmen, performing their duties, may wear white tee shirts, white trousers, aprons, and caps as appropriate.

2. WORK UNIFORM (WOMEN). Culinary Specialists (women) may wear the women's short sleeve white shirt or the undershirt with washable white work slacks, with white or beige undergarments.

3. Commanding officers may authorize colored, striped, or printed food service uniforms instead of white. Food service uniforms are provided through organizational funding.

4. PRIVATE MESSES. Personnel wear a white jacket while performing duty in private messes on board ship. Trousers or skirts shall conform to the uniform of the day. Personnel serving in private messes ashore, afloat,

or in aircraft, wear name tags indicating name, rate, and command.

6407. WEDDING ATTIRE

1. MILITARY. For military weddings, follow these guidelines:

a. Groom and Best Man. May wear either civilian attire or uniforms corresponding to accepted civilian customs, i.e., business suit; Service Dress, tuxedo; Dinner Dress, etc.

b. Bride and Maid-of-Honor. May wear either civilian attire or uniforms corresponding to civilian attire as discussed in paragraph a.

c. Ushers and Bridesmaids. All uniformed participants should wear the same uniform which may be different from those worn by personnel in subparagraphs 1.a. or 1.b. above.

d. Immediate Family. Uniformed participants wear uniforms which correspond to subparagraph 1.a. or 1.b. above.

e. Guests. Wear appropriate service dress uniforms.

2. SWORDS. Swords are not usually carried in a house of worship, but the sword belt without scabbard may be carried with Full or Dinner Dress uniforms with end clips fastened together. For this occasion, if you plan to form an arch of swords through which the bridal party will pass, draw swords outside the house of worship.

6408. SECURITY PERSONNEL

1. Personnel wear the uniform of the day as prescribed when assigned to or performing duties of:

a. Security department (base police guards, shore patrol, etc).

b. Master-at-Arms personnel.

c. Navy absentee collection unit staff.

d. Brig/Correctional Custody staff.

2. Identification badges/brassards are worn as described by picture in Chapter 5.

3. Other Accoutrements.

a. Security personnel other than brig/correctional custody staff. Traffic control personnel may carry whistles. Permission to carry or wear a black leather belt, pistols, nightsticks and handcuffs must be granted in writing by the commanding officer. White guard belts, white helmet liner, and white leggings may be authorized for personnel assigned guard duty. Reflective materials may be used at night.

b. Brig/correctional custody staff. To distinguish staff from prisoners, uniform staff will wear a nylon or leather black pistol/duty belt. Attachments to the pistol/duty belt authorized internal to the confinement facility include radio pouch, glove case, and when required key ring. Attachments to the pistol/duty belt authorized external to the confinement facility include the above items and, when authorized, handcuff pouch and nightstick holder.

6409. PERSONNEL IN CONFINEMENT WITHIN NAVAL FACILITIES

1. PRE-TRIAL DETENTION. All personnel in pre-trial detention are permitted to wear the working uniform of the day, with embroidered accoutrements, minus metal accoutrements.

2. POST-TRIAL CONFINEMENT. If awarded confinement, officer (to include warrant officers, commissioned officers, cadets, midshipmen, and officer candidates) and enlisted personnel wear utilities without grade insignia or collar devices. Post-trial personnel keep their service uniforms, and may wear a service uniform during official appearances.



## CHAPTER SIX

### SPECIAL UNIFORM SITUATIONS

#### SECTION 5: PERSONNEL SERVING WITH MARINE CORPS

##### Article

1. GENERAL (UNIFORMS FOR PERSONNEL SERVING WITH MARINE UNITS).....6501

---

##### 6501. GENERAL (UNIFORMS FOR NAVAL PERSONNEL SERVING WITH MARINE UNITS)

1. Navy officers may purchase and wear Marine Corps service uniforms at their option. When the Marine Corps service uniform is worn, Navy officers will abide by Marine Corps grooming and physical appearance standards and the uniform will be worn in the manner prescribed for Marine officers, except as otherwise specified in the USMC uniform regulations. Those officers who do not elect to wear Marine Corps service uniforms will wear the equivalent Navy service uniform and abide by Navy grooming and physical appearance standards. Navy officers may purchase and wear camouflage utility uniforms at their option. When utilities are worn, Navy officers may elect to abide by either Navy or Marine Corps uniform regulations, as outlined for Navy enlisted in the USMC uniform regulations. However, subdued grade insignia will not be worn on the utility uniform, regardless of whether Navy or Marine Corps regulations are followed.

2. Enlisted Navy personnel assigned to Marine Corps organizations may wear service uniforms prescribed for enlisted personnel of the Marine Corps following applicable directives. Enlisted Navy personnel wear Marine Corps utilities when directed by the commanding officer. Utility uniforms are furnished at no expense to the enlisted member. Navy personnel assigned to Marine Corps units may wear Marine Corps uniforms on temporary additional duty. Wear the Marine Corps service and utility uniforms, including insignia, following Marine Corps uniform regulations.

3. Enlisted Navy personnel who elect to wear Marine Corps service uniforms must maintain only those naval uniforms and accessories needed during their assignment to Marine Corps units and for travel to and from those assignments as follows:

a. Chief Petty Officer (Men)

Item

Service Dress Blue uniform complete  
 Service Dress White uniform complete  
 Reefer or all-weather coat, blue  
 Shoes, black  
 Shoes, white  
 Socks, black  
 Socks, white

b. Chief Petty Officer (Women)

Item

Service Dress Blue uniform complete  
 Service Dress White uniform complete  
 Reefer or all-weather coat, blue  
 Shoes, black  
 Shoes, white  
 Stockings/Lingerie

c. Enlisted Men Other Than Chief Petty Officer

Item

Quantity

Service Dress Blue uniform complete	1
Summer White uniform complete	1
Peacoat or all-weather coat, blue	1
Gloves, black	1 pr.
Shoes, black dress	1 pr.
Socks, black	8 pr.
Towels	2
Undershorts	6 pr.
Undershirts	6

d. Enlisted Women Other Than Chief Petty

Officer

Item

Quantity

Service Dress Blue uniform complete	1
Summer White uniform complete	1
All-weather coat, blue	1
Gloves, black	1 pr.
Shoes, black dress	1 pr.
Towels	2
Stockings/Lingerie	As needed

4. GROOMING. Navy personnel assigned to Marine Corps units who elect to wear and are issued Marine Corps service uniforms at no expense will abide by grooming standards established for Marines. Navy personnel assigned to Marine Corps units who do not elect to wear Marine Corps service uniforms will be issued only utilities and shall abide by grooming standards for Navy personnel.

## CHAPTER SIX

### SPECIAL UNIFORM SITUATIONS

#### SECTION 6: NAVAL PERSONNEL SERVING WITH OTHER SERVICES

##### Article

1. GENERAL (UNIFORMS FOR NAVAL PERSONNEL  
WITH ARMY, AIR FORCE, OR COAST GUARD.....6601
- 

##### 6601. GENERAL (UNIFORMS FOR NAVAL PERSONNEL WITH ARMY, AIR FORCE, OR COAST GUARD)

1. ARMY, AIR FORCE, OR COAST GUARD. Naval personnel on duty with Army, Air Force, or Coast Guard organizations wear naval uniforms corresponding to those prescribed for personnel of the associated service as listed in <Table 6-6-1> Table of Service Equivalent Uniforms. In combat areas or under other circumstances where wearing Navy uniforms would be inappropriate, naval personnel may wear the uniform of the other service if they are provided at no cost to the member by the other service. Wear appropriate naval insignia with other services' working uniforms.

2. GROOMING. U.S. Navy grooming standards apply.

3. CHAPLAIN CORPS. Officers of the Chaplain Corps assigned to a Coast Guard unit may wear the Coast Guard uniforms prescribed by the Coast Guard authority. Wear naval insignia, including corps and rank devices with Coast Guard uniforms.

**SERVICE EQUIVALENT UNIFORMS (TABLE 6-6-1)**

<u>NAVY</u>	<u>MARINE CORPS</u>	<u>ARMY</u>	<u>AIR FORCE</u>	<u>COAST GUARD</u>	<u>WHEN WORN</u>
<b>FORMAL AND DINNER DRESS UNIFORM</b>					
Formal Dress	Evening Dress	Blue Mess/ Evening Dress <sup>3</sup> Green Dress (Enl Only)	Formal Dress	Formal Dress	Official formal even- ing functions, state occasions.
Dinner Dress Blue Jacket	Evening Dress Blue	Mess <sup>3</sup>	Mess Dress, Blue	Dinner Dress Blue Jacket	Social functions of general or official nature, private formal dinners, dinner dances, club affairs.
Dinner Dress White Jacket	Evening Dress White	Mess <sup>3</sup>	Mess Dress, Blue	Dinner Dress White Jacket	
Dinner Dress Blue	Dress Blue "A" <sup>4</sup>	Army Blue <sup>4</sup> (Bow Tie)	Service Dress	Dinner Dress Blue	Same as Dinner/Mess but less formal occasions requiring more formality than service uniforms but not bow tie.
Dinner Dress White	Dress Blue "A" <sup>4</sup>	Army White <sup>4</sup> (Bow Tie)		Dinner Dress White	
<b>CEREMONIAL UNIFORMS</b>					
Full Dress Blue	Dress Blue "A" or "B" <sup>1/4</sup>	Army Green/ Army Blue <sup>4</sup>	Service Dress	Full Dress Blue	Parades, ceremonies, and reviews when special honors being paid to occasion, official visits of and to United States and foreign officials as prescribed by USN Regulations.
Full Dress White	Dress White “B” <sup>1/ 5</sup> (summer only)  Dress Blue “B” <sup>1/4</sup> ress Blue-White “A”/”B” <sup>1/4</sup>	Army White <sup>4</sup>		Full Dress White	

## **SERVICE UNIFORMS**

Service Dress Blue	Service "A"	Army Green	Service Dress	Service Dress Blue "A" or "B"	Business and informal social occasions as appropriate to local customs.
Service Dress White	Service "A"	Army Green	Service Dress	Service Dress White	
Service Khaki	Service "C"2	Army Green	Service Uniform	Tropical Blue Long	
Summer White	Service "C"2	Army Green	Service Uniform	Tropical Blue	
Winter Blue	Service "B"2	Army Green	Service Uniform	Service Dress Blue "B"	

## **WORKING UNIFORMS**

Aviation Working Green	Utility	Battle Dress	Utility Battle Dress	Undress Blue/ Working Blue Winter Blue (Undress)	Working in field or plant environment.
Winter Working Blue				Undress Blue/ Working Blue	Working in environment where soiling of clothing is expected.
Working Khaki/Utilities					

- 1 Sword is prescribed separately when required by Marines.
- 2 Blue Dress "C" or "D" may be prescribed when appropriate.
- 3 Optional uniforms.
- 4 Optional uniform for enlisted personnel.
- 5 Optional uniform for officers.

## CHAPTER SIX

### SPECIAL UNIFORM SITUATIONS

#### SECTION 7: MATERNITY UNIFORMS

	<u>Article</u>
1. GENERAL (MATERNITY UNIFORMS).....	6701
2. DESCRIPTION OF MATERNITY UNIFORM COMPONENTS.....	6702

---

#### 6701. GENERAL (MATERNITY UNIFORMS)

1. WEAR. Certified maternity uniforms are mandatory for all pregnant women in the Navy when a uniform is prescribed, and regular uniforms no longer fit. Personnel are expected to wear regular uniforms upon return from convalescent leave, however, commanding officers may approve the wear of maternity uniforms up to six months from the date of delivery based on medical officer diagnosis/recommendation.

#### 2. OUTERGARMENTS

a. Pregnant women in the Navy may wear outergarments (all-weather coat, overcoat, peacoat, reefer and sweater) unbuttoned when they no longer fit properly buttoned.

b. A maternity cardigan sweater is authorized for optional wear. Shirt collar is worn inside the sweater when a tie is worn and outside the sweater when no tie is worn. The addition of epaulets on the current maternity sweater has been approved. The sweater is authorized for wear outside the working space. Officers/CPOs are required to wear soft shoulder boards and E6 and below wear no insignia. E6 and below may continue to wear the maternity cardigan sweater without epaulets as long as serviceable.

#### 6702. DESCRIPTION OF MATERNITY UNIFORM COMPONENTS

1. MODIFICATIONS. Maternity uniforms are designed like corresponding primary uniforms, but proportional to fit pregnant women.

#### 2. SERVICE DRESS UNIFORMS

a. Service Dress Blue <(See Figure 6-7-1)>

(1) Coat. A single-breasted coat made from navy blue authorized material, with a convertible collar, seven black plastic buttons down the front. Ribbons, insignia, badges, and nametags may be worn if applicable. Officers wear removable soft shoulder boards on epaulets. Enlisted personnel wear scarlet or gold rating badges, but no service stripes. E6 and below wear a unit identification mark.

(2) Skirt. Plain, two panel tailored A-line skirt with elasticized waist and stretch front panel. Skirt matches the coat's color and material.

(3) Shirt. Made of white authorized material with a convertible, turndown, pointed, collar, short or long sleeved, with epaulets. Officers must wear soft shoulder boards on the epaulets.

(4) Slacks. Flared slacks of the same material as the jacket. Front panel and waist are the same as the skirt.

b. Service Dress White. When Service Dress White is prescribed, wear Summer White with ribbons.

c. Summer White <(See Figure 6-7-2)>

(1) Summer White maternity uniforms are authorized for wear when prescribed. The design is similar to the blue maternity skirt, slacks, and white short sleeved shirt. A vertical fabric match is required. Wear the uniform, with ribbons, unbuttoned at the collar. Officers wear hard shoulder boards, chief petty officers wear collar devices and E6 and below wear rating badges and UIM.

d. Winter Blue <(See Figure 6-7-3)>

(1) Shirt. The shirt is the coat worn with Service Dress Blue. Wear fully buttoned with tie and ribbons. Officers wear metal collar devices, and enlisted personnel wear scarlet or gold rating badges, but no service stripes. E6 and below wear a UIM.

(2) Skirt. Same as skirt required for Service Dress Blue.

(3) Slacks. Same slacks required for Service Dress Blue.



e. Service Khaki <(See Figure 6-7-4)>

(1) Shirt. Made of authorized khaki fabric, with short sleeves, and two breast pockets with button flaps. The shirt has an open collar forming a V-neck. Officers and Chief Petty Officers wear collar insignia.

(2) Skirt. Plain, two panel tailored A-line khaki skirt of the same fabric as the shirt, with elasticized waist and stretch front panel.

(3) Slacks. Khaki flared slacks of the same fabric as the shirt. Front panel and waist are the same as the skirt.

f. Working Khaki. Service Khaki uniform without ribbons.

3. DINNER DRESS UNIFORMS

a. When Dinner Dress Blue is prescribed, wear Service Dress Blue with miniature medals. <(See Figure 6-7-5)>

b. When Dinner Dress White is prescribed, wear Summer White with ribbons.

4. FULL DRESS UNIFORMS

a. When Full Dress Blue is prescribed, wear Service Dress Blue with large medals. <(See Figure 6-7-6)>

b. When Full Dress White is prescribed, wear Summer White with ribbons.

5. WORKING UNIFORMS

a. Utilities. Maternity utility shirts and utility slacks may be worn by pregnant enlisted women (E-6 and below). <(See Figure 6-7-7)>. They shall be stenciled in the same relative position as non-maternity utilities.

b. Winter Working Blue. Winter Blue uniform without a tie or ribbons, and only the top collar is unbuttoned. <(See Figure 6-7-8)>

Service Dress Blue  
Figure 6-7-1

Summer White  
Figure 6-7-2

Winter Blue  
Figure 6-7-3

Service Khaki  
Figure 6-7-4

Dinner Dress Blue  
Figure 6-7-5

Full Dress Blue  
Figure 6-7-6

Utilities  
Figure 6-7-7

Winter Working Blue  
Figure 6-7-8

## CHAPTER SIX

### SPECIAL UNIFORM SITUATIONS

#### SECTION 8: ORGANIZATIONAL CLOTHING AND PRIVATELY OWNED PROTECTIVE CLOTHING

	<u>Article</u>
1. GENERAL (ORGANIZATIONAL CLOTHING).....	6801
2. CAMOUFLAGE UTILITY UNIFORMS.....	6802
3. FLIGHT CLOTHING.....	6803
4. PROTECTIVE CLOTHING FOR OPERATORS OF VEHICLES OTHER THAN AUTOMOBILES.....	6804

---

##### 6801. GENERAL (ORGANIZATIONAL CLOTHING)

1. DEFINITION. Organizational clothing is defined as any clothing loaned to an individual by a naval activity, for which there is a requirement above and beyond authorized Navy uniforms. It remains the property of the Navy and is returned to the activity when the individual is transferred. Organizational clothing includes such items as foul weather jackets, green/brown flight jackets, flight suits, coveralls, etc. Organizational clothing is worn with working uniforms only while performing duties for which the garments are designed. Only the brown leather flight jacket has been authorized for wear with service uniforms as described in <article 6803.2b(2)>.

2. ISSUE. Some specially designed organizational clothing are issued as follows:

a. Special Clothing. Allowances for special clothing, which include cold weather clothing, utility clothing, and wet weather clothing are established by the Chief of Naval Operations and published in NAVSUP Manual.

b. CBR Protective Clothing. Allowances for Chemical Biological Radiological (CBR) protective clothing are established by NAVSUP and published in NAVSUP Manual.

c. Medical Clothing. Allowances for medical clothing are established by Bureau of Medicine and Surgery and published as allowance lists for applicable units.

d. Coveralls. Coveralls shall be provided to all engineering personnel and to any other personnel who are performing dirty work which would permanently soil or prematurely destroy personal clothing.

e. Navy Band Clothing and Uniforms. Navy band members get organizational clothing described in <article 6301>.

3. INSIGNIA/PATCHES. Guidelines for wearing insignia/patches on organizational clothing, excluding camouflage utility uniforms, flight suits and brown leather flight jackets, are set by the sponsor, or the command issuing the clothing.

4. ACCOUTREMENTS. Appropriate accoutrements (such as leggings, guard belts, badges, brassards, security equipment, insignia, embroidery, patches, etc.) to special uniforms may be prescribed if provided at no cost to the individual.

#### 6802. CAMOUFLAGE UTILITY UNIFORMS

1. GENERAL. The camouflage utility uniform is organizational clothing. The initial issue of organizational clothing items, the required accoutrements (including nametags, collar and rank devices, force badges, breast insignia, and other authorized devices), and the sewing of the accoutrements on the uniform are funded by the authorizing command. This includes the warfare or other qualification insignia worn in the primary position <article 5201.2c(1)(b)>. A member may elect to wear another earned warfare or qualification insignia in the secondary position <article 5201.2c(1)(d)>, at their own expense. All costs associated with the survey of unserviceable organizational clothing items resulting from normal use and wear, and the reissue on a one-for-one replacement basis, will be borne by the authorizing command. Replacement of organizational clothing lost or rendered unserviceable due to negligence will be the assigned individual's responsibility. Purchasing and wearing the camouflage utility uniform at the wearer's expense is not authorized. The Chief of Naval Operations has approved the camouflage utility uniform for wear as the normal daily working uniform by personnel (excluding Navy service members assigned to Marine Corps UICs refer to <article 6501>) of fleet/shore commands, including their assigned U.S. Naval Reserve components, as follows:

- a. Naval Construction Force
- b. Naval Beach Group
- c. Naval Special Warfare Command

- d. Explosive Ordnance Disposal
- e. Navy Fleet Hospital Units
- f. Mobile Diving and Salvage Units
- g. Navy Cargo Handling and Port Groups
- h. Personnel of the Construction Ratings,  
Seabees at Shore Activities
- i. Air Traffic Control Unit 100A, Helicopter  
Combat Support Special Squadron 4 and 5
- j. Fleet Aviation Specialized Operational  
Training Group, Atlantic and Pacific
- k. Naval Security Force
- l. Naval Coastal Warfare Community
- m. Fleet Imaging Command, Pacific
- n. Military Sealift Command Offices and Area  
Commands (when deployed)
- o. Naval Reserve Navy Combat Documentation  
Detachment 206
- p. Maritime Defense Zone Forces.
- q. Fleet Information Warfare Center Mobile  
Ashore Support Terminal, Mobile Integrated Command  
Facility, and field-deploying communications deception and  
psychological warfare units. (This group includes  
previously authorized Naval Computer and  
Telecommunications Command Ashore Mobile Contingency  
Communications (AMCC) Vans and Advanced Base Functional  
Component (ABFC) Vans.)
- r. Tactical Control Groups and Squadrons (when  
deployed)
- s. Reserve Patrol Wing Atlantic 0186 (when  
deployed)
- t. EA-6B Tactical Electronic Warfare Squadrons  
and EA-6B VANOPDET personnel (when deployed)
- u. Inshore Boat Squadron and Associated Inshore  
Boat Units

v. Navy Center for Tactical Systems Interoperability (NCTSI) Detachments and NCTSI Headquarters (when deployed)

w. Commander, U.S. Naval Forces, Korea

x. Special Projects Patrol Squadrons (when deployed)

y. Commander, Naval Forces Alaska (when working under arduous field conditions)

z. Fleet Maritime Patrol Mobile Operations Control Center Atlantic (FMP MOCC LANT) (during weapons qualifications and specific duties associated with operations, exercises, and deployments)

aa. Commander, Naval Expeditionary Logistics Support Force

bb. Strategic Communications Wing ONE (when deployed and associated with specific operations/exercises).

cc. CLF Detachment Combat Camera, Atlantic

dd. Tactical Support Center Roosevelt Roads Sea Detachment (when deployed and associated with specific operations/exercises).

ee. Fleet Composite Squadron SIX (VC-6) (when deployed).

ff. Commander, Helicopter Antisubmarine Wing, U. S. Atlantic (COMHSWINGLANT) Fleet Weapons Training Unit (during weapons qualifications and specific duties associated with operations and exercises).

gg. Commander, Helicopter Anti-Submarine Wing, U.S. Pacific Fleet (COMHSWINGPAC), Weapons Training Unit and Helicopter Anti-Submarine (HS) Squadrons TWO, FOUR, SIX, EIGHT, TEN and FOURTEEN (during weapons qualifications and specific duties associated with operations and exercises).

hh. Joint Commands [Joint Commanders with naval personnel assigned who direct the wear of camouflage utility uniforms, assume responsibility for the cost of issue and maintenance. The assigned naval personnel shall



wear the Navy camouflage utility uniform in accordance with Navy Uniform Regulations. The wear of camouflage utility uniforms as optional items at the wearer's expense is not authorized.]

## 2. BACKGROUND

a. The camouflage (woodland/desert) utility uniform (woodland - <Figure 6-8-1 and Figure 6-8-2>/desert - <Figure 6-8-3 and Figure 6-8-4>) is intended for naval forces/personnel deployed, ashore, employed in combat/hostile fire zones, personnel working under arduous field conditions, and naval personnel serving with Joint Commands in accordance with <article 6802.1bb>.

b. The woodland camouflage pattern shall be the standard camouflage utility uniform. It is available in a 50/50% nylon/cotton twill for cold climates, and 50/50% nylon/cotton riplon poplin 6 oz. for warm climates. The camouflage utility uniform is also available in desert camouflage pattern, and may be prescribed by appropriate authority. The basic precepts of wear for the woodland camouflage uniform also apply to the desert camouflage uniform.

c. The term "appropriate authority" refers to commanders, commanding officers, and officers in charge.

d. The camouflage utility uniform is a working uniform and is only authorized for travel between work and local residence <article 1301.5>, which includes contract berthing and Naval Reserve activities. The camouflage utility uniform is not authorized for normal liberty or individual travel.

3. MANNER OF WEAR. Standards of appearance for all personnel wearing the camouflage (woodland/desert) utility uniform are as follows:

a. General. The standard camouflage utility uniform consists of standard issue camouflage pattern headgear, camouflage pattern coat/shirt, trousers, belt, buckle, footwear, appropriate rank/rate insignia, and initial issue of socks and brown undershirts. Approved force insignia will be centered on the left breast pocket, and embroidered directly into the fabric. All other authorized accoutrements will be embroidered onto a cloth background and sewn on the uniform. Iron-on, molded, stenciled, or pin on accoutrements ARE NOT AUTHORIZED. No items (excluding cap) of the nylon/cotton twill and nylon/cotton riplon poplin uniforms will be mixed.

(1) The camouflage utility uniform is designed to function with the Personnel Armor System for Ground Troops (PASGT). Appropriate authority may prescribe PASGT items for wear with the camouflage utility uniform.

(2) The camouflage utility uniform shall be clean and pressed to present a neat appearance. Although the use of starch or sizing is authorized as an individual option, excluding headgear, it may adversely affect the comfort and durability of the uniform.

(3) All rank insignia and accoutrements for the woodland camouflage utility uniform will be embroidered on an olive drab fabric background. They will all be embroidered with black thread except for the rank insignia for ensign and lieutenant commander which will be embroidered with spice brown thread; W-2 which will be embroidered with spice brown and green thread; and W-3 and W-4 which will be embroidered with black and green thread.

(4) All rank insignia and accoutrements for the desert camouflage utility uniform will be embroidered on a khaki fabric background. The collar insignia will all be embroidered with black thread except for the rank insignia for ensign and lieutenant commander which will be embroidered with spice brown thread; W-2 which will be embroidered with spice brown and green thread; and W-3 and W-4 which will be embroidered with black and green thread. All other accoutrements for the desert camouflage uniform will be embroidered with spice brown thread.

(5) The Navy Uniform Regulation chapter two requirements for smartness <article 2101.3> and personal appearance <article 2201> fully apply to the camouflage (woodland/desert) utility uniform.

b. Headgear. The following headgear may be worn with the camouflage utility uniform.

(1) Cap. The cap will be worn squarely on the head so that the visor is on a line and just above the level of the eyes. The camouflage utility uniform cap will not be starched or artificially stiffened.

(2) Cap, Cold Weather/Helmet Liner. When prescribed by appropriate authority, the cold weather cap may be worn in lieu of the camouflage utility cap.

(3) Hat, Sun. When prescribed by appropriate authority, the camouflaged sun hat (woodland/desert), may be worn in lieu of the camouflage utility cap.

(4) Helmet, Combat Ground Troop. When prescribed by appropriate authority, the ground troop combat helmet (PASGT), may be worn in lieu of the camouflage utility cap. When the camouflage cover is worn over the helmet, it will be of the same pattern as the coat and trousers.

(5) Helmet, Construction Worker's. When prescribed by appropriate authority, the construction worker's protective helmet, with/without the camouflage cold weather cap/helmet liner, may be worn in lieu of the camouflage utility cap.

c. Insignia, Cap. The appropriate embroidered rank/rate insignia will be worn centered on the front of the camouflage utility cap by all officers, chief petty officers and petty officers. The bottom of the insignia will be approximately 1-1/4 inch from the visor. No insignia is worn on the camouflage utility sun hat.

(1) Officers will wear the regular size embroidered grade insignia <article 4104.5> specified for wear on epaulettes on outer garments. When wearing the eagle insignia, eagle faces to the wearer's right.

(2) Master chief, senior chief, and chief petty officers will wear the 1-1/4 inch embroidered miniature cap device <article 4321.3e> specified for wear on the garrison cap.

(3) First, second, and third class petty officers will wear the regular size embroidered petty officer cap device prescribed for wear with the command ball cap <article 4331.2e>.

(4) E1/2/3 personnel will not wear a cap device.

d. Insignia, Construction Worker's Helmet. Rank/Rate insignia for officers; master chief, senior chief, and chief petty officers; and petty officers shall be the large, clear, adhesive-backed decals available in the supply system (Decal, Hard Hat, Navy stock numbers (NSNs) 7690-LL-LCC-0880 through 7690-LL-LCC-0897). The insignia will be centered on the front of the helmet. The

bottom of the insignia will be approximately 1-1/4 inches above the brim.

(1) Last name only, printed in black block approximately 1/4 inch letters on white background Kroy tape, embossing tape, or computer generated on paper will be placed below the insignia at the brim line. One type and color of tape will be standard throughout the command.

(2) Organizational decal shall be centered on the right side.

(3) Safety insignia (Decal, Hard Hat, NSN 7690-LL-LCC-0982) will be centered on the left side.

(4) Safety reflective tape will be silver in color, approximately 1 inch wide and 3 inches long. The long axis of the tape will be centered vertically on the rear of the helmet, extending up from the brim line.

e. Undershirts (male/female). Undershirts shall be desert brown, cotton, quarter-length sleeve, with an elliptical (crew-neck) collar. Issued thermal underwear are authorized to be worn underneath the camouflage uniform during cold weather periods. Navy blue or dark green sweatshirts may be worn under the camouflage shirt during field training if approved by appropriate authority.

f. Socks. Socks shall be either olive green or black.

g. Shirt. The camouflage utility coat/shirt is to be worn outside the waistband of the utility trousers. Sleeves may be rolled up at the option of local commanders. When authorized, utility sleeves will be rolled with the inside out, forming a roll approximately 3 inches wide, and terminating at a point approximately 2 inches above the elbow.

h. Trousers. The camouflage utility trousers shall be of the same material and camouflage pattern as the utility shirt. When worn with combat boots, jungle boots or combination combat/safety boots, the trouser leg will be bloused with garters so that the blouse covers the top row of hooks or eyelets on the boots.

i. Belt/Buckle. The 1-1/4 inch black cotton, nylon or elastic woven web belt, with black tip, and black open face buckle will be worn with the camouflage utility trousers. Properly worn with the open face belt buckle,

the belt tip will extend 2 to 4 inches from the buckle. Appropriate authority may authorize the standard Navy brass/nickel buckle which will be blackened.

j. Footwear. Black combat boots, jungle boots, or combination combat/safety boots with black laces may be worn with the woodland camouflage utility uniform, and will be blackened and buffed. Brown desert boots with brown laces will be worn with the desert camouflage utility uniform. Local commanders will direct wear of steel-toed boots when and where required. Bootlaces will be tucked in a manner to present a well-kept appearance.

k. Sweater, Service. The olive green U.S. Marine Corps wool sweater "Wooly Pulley" is authorized for wear with the woodland camouflage utility uniform. The brown wool sweater is authorized for wear with the desert camouflage utility uniform. When worn, the sweaters will be worn over the undershirt and beneath the camouflage utility shirt.

l. Coat, Camouflage Cold Weather. The camouflage cold weather coat (field jacket) is authorized for wear with the camouflage utility uniform.

m. Scarf, Wool. Appropriate authority may authorize wool scarves for wear with the field jacket. The green scarf may be worn with the woodland camouflage utility uniform, and the brown scarf may be worn with the desert camouflage utility uniform. When worn, the scarf will overlap to form a "V" at the base of the throat, hiding the garment beneath.

n. Hood, Extreme Cold Weather. During the winter uniform period, appropriate authority may authorize the cold weather hood for wear with the field jacket.

o. Gloves. Black gloves are authorized for wear with the camouflage utility uniform.

p. Extreme Cold Weather Clothing System (ECWCS) [GORE-TEX]. The ECWCS camouflage parka and or trousers are authorized for wear with the woodland camouflage utility uniform. The parka and trousers will not have any accoutrements, including rank insignia.

q. Insignia, Collar. The appropriate embroidered rank/rate insignias will be worn on the camouflage utility shirt by all officers; master chief, senior chief and chief petty officers; and petty officers. Except for flag officers, the center of the insignia will

be placed at a point approximately 1 inch from the front and lower edges of the collar and the vertical axis of the insignia will lie along an imaginary line bisecting the angle of the collar point as shown in <articles 4104.3b, 4212.3b and 4227>. Eagles face the front (inward).

(1) Rear Admirals will wear the regular size embroidered grade insignia <article 4104.5>. Vice Admirals and Admirals will wear a slightly smaller size insignia to properly fit on the collar. The insignia will be centered between the top and bottom edge of the collar, with the outer edge of the insignia approximately 1 inch from the front edge of the collar, and with one ray of each star pointing toward the top edge of the collar.

(2) Line officers (O1 - O6) will wear the regular size embroidered grade insignia <article 4104.5>.

(3) Staff corps officers and warrant officers will wear the regular size embroidered grade insignia <article 4104.5> on the right collar and appropriate equally sized corps device <article 4102.3> or warrant officers' line device <article 4102.4> on the left collar.

(4) Master chief, senior chief and chief petty officers will wear the 1-1/4 inch embroidered miniature cap device <article 4321.3e>.

(5) First, second, and third class petty officers will wear the appropriate miniature embroidered petty officer collar insignia <article 4331.2e>.

(6) First, second, and third class hospital corpsmen, dental technicians and religious program specialists will wear the collar insignia described in <article 6802.3q(5)> on the right collar and the appropriate embroidered rating specialty device on the left collar of the camouflage utility shirt.

(7) E1/2/3 personnel will not wear a collar insignia or specialty device.

r. Insignia, Shoulder. Officers, Warrant Officers, and Chief Petty Officers will wear embroidered rank insignia of the same size worn on their shirt collars. The grade insignia will be centered on shoulder straps of the camouflage cold weather jacket (field jacket). Place the outer edge of each device approximately 3/4 inch from the squared end of the shoulder strap <articles 4103.4 and 4213>.

s. Breast Insignia

(1) Command Insignia (Command-at-Sea, Command Ashore/Project Manager) are embroidered, and worn by eligible officers in accordance with <article 5201.1c>.

(2) Two earned warfare or other qualification insignia may be worn as described in <article 5201.2c>. The size of the fabric strip on which they are embroidered will be rectangular/square, and the approximate size of the insignia. The primary earned embroidered breast insignia will be worn above the "U.S. Navy" identification marking on the shirt, located approximately 1/4 inch above the top edge of the fabric strip. The secondary earned embroidered breast insignia will be worn on the left breast pocket flap, located approximately 1/4 inch below the bottom edge of the "U.S. Navy" fabric strip.

t. Leather Equipment. Standard black leather equipment is authorized for wear with the camouflage utility uniform. Black web or nylon guard belts may be worn in lieu of leather equipment.

u. Identification Badges

(1) Navy Fleet/Force/Command Master Chief, Command Senior Chief, and Command Chief badges shall be embroidered and worn as described in <article 5101.3e>. However, male members with an approved force insignia on their left breast pocket will wear their badges centered on the right pocket so as not to conceal the force insignia.

(2) Career Counselor and Master-at-Arms badges shall be embroidered and worn as described in <articles 5101.3g and 5101.3j>. However, male members with an approved force insignia on their left breast pocket will wear their badges centered on the right pocket so as not to conceal the force insignia. Females will center the badge approximately 1/4 inch above the "U.S. NAVY" tag/breast insignia over the left breast pocket.

(3) Command/unit patches or insignia, individual or personal, are not authorized.

v. Identification Markings. Identification marking ... embroidered in approximately 3/4 inch block letters on approximately 1-1/4 inch wide fabric strips ... uniform. Names exceedingly long can be embroidered in

approximately 1/2 inch letters. Proper locations of fabric strips are as follows.

(1) Shirt

(a) A fabric strip containing the wearer's surname will be sewn above and flush with the top of the wearer's right shirt pocket.

(b) A fabric strip containing the words "U.S. NAVY" will be sewn above and flush with the top of the wearer's left shirt pocket.

(c) An approved force insignia will be centered on the wearer's left breast pocket and embroidered directly into the fabric.

(d) Rating badges will not be worn on the sleeve nor will ratings be stenciled on the camouflage utility shirt.

(e) Command/unit patches or insignia, individual or personal, are not authorized.

(2) Trousers. A fabric strip containing the wearer's surname will be sewn above and flush with the top of the right rear trouser pocket.

(3) Coat, Camouflage Cold Weather (Field Jacket)

(a) A fabric strip containing the wearer's surname will be sewn above and flush with the top of the right coat pocket.

(b) A fabric strip containing the words "U.S. NAVY" will be sewn above and flush with the top of the left coat pocket.

(c) An approved force insignia will be centered on the wearer's left breast pocket and embroidered directly into the fabric.

(d) Command/unit patches or insignia, individual or personal, are not authorized.

w. Authorized Modifications For Environmental Extremes. The following modifications are not authorized uniform changes; rather, they are exceptions which may be granted by appropriate authority.



(1) Shirt. The camouflage utility shirt may be removed on job sites or in work spaces.

(2) Trousers. The camouflage utility trousers may be worn unbloused on job sites or in workspaces.

x. Female Maternity Work Uniform. Appropriate authority may authorize the following uniform for wear by pregnant unit members as a substitute for the maternity dungarees/utilities uniform, should they desire to maintain uniformity throughout their commands. If worn, it will be embroidered with the following:

(1) Rank/rate insignia prescribed in <article 6802.3q> will be worn on the camouflage utility uniform shirt.

(2) Name and service fabric strips prescribed in <article 6802.3v> will be worn on the maternity work uniform. On the maternity shirt, the top of the fabric strips will be placed approximately on line with the second buttonhole from the top of the shirt. Placement of the fabric strips may be adjusted to the individual as necessary to ensure proper appearance and comfort. Each fabric strip will be the length normally worn on the camouflage utility uniform shirt.

(3) The approved force insignia is not required on this item.

#### Uniform Item

Shirt, women maternity work  
8410-01-170-\*\*\*\*

Slacks, women maternity work  
8410-01-170-\*\*\*\*

NSNs provided to assist in correct item identification; ensure correct sizes by NSN are ordered.

y. Care and Cleaning. After initial issue of the prescribed quantity of camouflage utility uniform(s) and footwear, the individual assumes the responsibility for their care and cleaning. Clothing may be tailored slightly to ensure proper fit, but form-fitting tailoring will not be permitted.

z. Grooming/Jewelry. Grooming and jewelry standards set for Navy uniforms apply. However, appropriate authority may direct removal of jewelry under field operations or when mission dictates.

Camouflage Utility Uniform (Woodland)  
Figure 6-8-1                      Figure 6-8-2

Camouflage Utility Uniform (Desert)  
Figure 6-8-3

Figure 6-8-4

## 6803. FLIGHT CLOTHING

1. GENERAL. Flight clothing is organizational clothing which has been approved by the Chief of Naval Operations.

2. MANNER OF WEAR. Standards of appearance for all personnel wearing flight clothing are as follows:

a. Flight Suits. Flight suits may be worn by aircrew members and individuals engaged in flight or flight-related duties during that working day. This authorization does not include ground support, non-aircrew maintenance or non-aircrew support personnel. Flight suits may be worn to/from home and work to include brief and appropriate stops, on military transport aircraft, and to official business meetings away from home station when the wear of flight suits is appropriate for transportation, or for the level of meeting (i.e. working meeting). Allowances for flight clothing and flight deck clothing are established by Commander, Naval Air Systems Command and published in Naval Air Systems Command Allowance Lists. Flight suits shall be clean and well kept. Sleeves will be worn full length with hook and pile (velcro) sleeve cuffs closed or with a maximum of two outward rolls when not engaged in flight operations. All zippers will be closed and FOD flaps will be closed on pen pockets. Green flight suits shall be worn while in CONUS. Tan flight suits may be worn in CONUS during summer months as approved by the Commanding Officer. Outside of CONUS either the green or tan flight suit shall be worn as appropriate to the terrain, mission and conditions.

(1) Headgear. Officers/CPOs working khaki garrison cap with appropriate insignia, with command/Navy ball cap optional. Enlisted E6 and below Navy ball cap with appropriate insignia with command ball cap optional.

(2) Footwear. Standard issue black leather flight boots or flight approved black, brown, or tan boots with matching laces. Brown boots may be worn by E-7 and above. Tan boots may only be worn with the tan flight suit. Flight boots are to be clean, well shined and in good repair. Lace shoes from inside out through all eyelets and tie. Socks will be either 100 percent cotton, 100 percent wool or special use socks as approved by NAVAIRSYSCOM. Socks shall be sage green or white with no visible stripes or logos.

(3) Undershirts. Crew neck undershirt or turtleneck flight deck jersey authorized. Undershirts

will be 100 percent cotton, plain front, and without a collar. Shirts will be white or a uniform color throughout the command. Undershirts will be in good repair, not faded, stretched, nor torn. Aramid fiber long underwear may be worn in addition to the undershirt/turtleneck during cold weather conditions for which the clothing was designed. Shirts with a neck zipper shall be worn with the zipper closed to at least the bottom of the collar.

(4) Flight Suits Insignia/Patches.

(a) Attachments. All flight suit logos (except rank insignia) will be affixed with hook and pile (velcro) fasteners. For sage green flight suits the hook and pile shall be green or black. For tan flight suits the hook and pile shall be tan. The pile shall be attached to the flight suit using a matching thread, while all logos will have pile material affixed in the color of the outer edge of the logo. All hook and pile material will be cut to the shape of the logo to be affixed.

(b) Rank Insignia. Officers - embroidered or cloth sew-on grade insignia, all-weather coat size, on background cloth matching the flight suit, required on flight suits. Place insignia approximately 5/8 inch from the flight suit shoulder seam, centered on top of each shoulder. Enlisted personnel - no rank insignia worn, and rank shall be indicated on required nametag.

(c) Left Breast. Required nametags shall be centered on the left breast above the slash pocket and below the shoulder seam. Nametags will be black or brown leather or cloth embroidered in squadron colors, and 2 inches by 4 inches in size. (Refer to <article 5201.4b>.) Centered in the top field will be the aircrew designation insignia (i.e., pilot, NFO, aircrew, EAWS, etc.). The name in block letter will occupy the lower field and will include a minimum first name or initial and last name. Where appropriate, billet title (i.e., CO, XO, CAG, etc.) is optional.

(d) Right Breast. One command logo may be centered on the right breast above the slash pocket and below the shoulder seam. Logo shall be embroidered cloth, no wider than 3-1/2 inches in any measured span.

(e) Left Shoulder. One optional logo may be centered on the shoulder arch, approximately 1 inch below the seam. This logo may be a 2 inch by 4 inch rect-

angular U.S. flag patch or graduate level aircrew training patch (TACCO, etc.).

(f) Right Shoulder. One logo may be centered on the shoulder arch, approximately 1 inch below the seam. This logo may be a community patch, either type/model/series, flight hour achievement (i.e., 1000 hour), etc.

b. Flight Jackets

(1) CWU-45/P Winter Flyers Jacket, CWU-36/P Summer Flyers Jacket, Multi-Climate Fleece Jacket, Climate Fleece Vest, Multi-Climate Shell Jacket. May be worn with flight suits, but are not authorized for wear off base. Sage green or tan jackets may be worn with green or tan flight suits. The vest may only be worn with either the green or tan flight suit. Sage green jackets may also be worn with Working Khaki, Utilities, and other working uniforms in the immediate area of requirement if issued by the command. Sage green jackets are not authorized with any service uniform (with ribbons). The jacket will be worn with the zipper zipped at least 3/4 of the way. Jacket shall be maintained in a clean and serviceable condition. If torn, stained, or frayed beyond reasonable repair, it should be exchanged for a new jacket.

(a) Insignia/Patches. Rank shall be indicated on the nametag. Required nametags shall be centered on the left breast above the slash pocket and below the shoulder seam. Nametags for sage green jackets or vest will be black or brown leather or cloth embroidered in squadron colors, and 2 inches by 4 inches in size. Nametags for tan jackets shall be brown leather or matching tan cloth embroidered in squadron colors and 2 inches by 4 inches in size. Centered in the top field will be the aircrew designation insignia (i.e., pilot, NFO, aircrew, EAWS, etc.). The name in block letter will occupy the lower field and will include a minimum first name or initial and last name. Where appropriate, billet title (i.e., CO, XO, CAG, etc.) is optional. Patches may be affixed to the CWU-36/P Summer weight jacket either by hook and pile (velcro) or directly to the jacket at the discretion of the individual, subject to commanding officer guidance. Patches shall not be affixed to the Multi-Climate Shell jacket. In all cases, patches shall be in good taste and will be reflective of Naval aviation professionalism.

(2) Brown Leather Jacket. Naval aviators, pilots, flight officers, undergraduate pilots, NFOs, and

flight surgeons, Aerospace Experimental Psychologists, and Aerospace Physiologists may wear the leather flight jacket with flight suits, Service Khaki, Working Khaki, Winter Blue, Winter Working Blue, Aviation Working Green and Navy blue coveralls. If wearing Aviation Working Green, the option is provided to wear either the leather flight jacket or the green uniform blouse. Eligible enlisted airmen, E7-E9, are authorized to wear the leather flight jacket with flight suits, Service Khaki, Working Khaki, Winter Blue, Winter Working Blue, Aviation Working Green and Navy blue coveralls. Eligible enlisted airmen E6 and below are authorized to wear the leather flight jacket with flight suits, Utilities, Winter Blue, Winter Working Blue and Navy blue coveralls. Only direct point to point transit is appropriate when the flight jacket is worn to and from work with working uniforms (excluding Navy blue coveralls, which may be worn in immediate working spaces only). Close zipper at least 3/4 of the way when worn. Management and control of leather flight jackets are outlined in <OPNAVINST 10126.4B>.

(a) Brown Jacket Insignia/Patches.

Insignia/patches shall be worn on brown leather flight jackets as follows:

(1) Attachments. Logos may be affixed either hook and pile or directly to the jacket. Hook and pile fasteners will be black or brown and cut to the shape of the logo to be affixed.

(2) Left Breast. Black or brown 2 inches by 4 inches leather name tag. Centered in the top field will be the aircrew designation insignia (i.e., pilot, NFO aircrew EAWS, etc.). The name in block letters will occupy the lower field and will include a minimum first name or initial and last name. Where appropriate, billet title (ie., CO, XO, CAG, etc.) is optional.

(3) Optional Logos. One command patch may be worn over the right breast pocket. Maximum width may not exceed 4-1/2 inches. No other patches are authorized.

6804. PROTECTIVE CLOTHING FOR OPERATING VEHICLES OTHER THAN AUTOMOBILES

1. WEAR. Naval personnel may wear protective clothing with their uniform only while operating or riding as a passenger on two or three wheeled vehicles, and while going between a parking area and immediate work space.



## 2. DESCRIPTION

a. Protective clothing is clothing which could prevent or limit accidental injury.

b. Protective clothing includes a helmet, long sleeve shirts or jacket, long trousers, chaps, leather jacket and gloves, and hard soled shoes with heels (boots).

c. Boots or heavy shoes, worn instead of uniform shoes, must be plain. The jacket and chaps are plain leather or other protective material, unadorned except for safety markings. Leather gloves or other protective gloves are authorized.

3. PROCUREMENT RESPONSIBILITY. Individuals are responsible for buying their own protective clothing. Protective clothing may be stowed aboard ship, if space permits.

## CHAPTER SIX

### SPECIAL UNIFORM SITUATIONS

#### SECTION 9: MEDICAL PERSONNEL

	<u>Article</u>
1. DEPLOYED MEDICAL UNIT PERSONNEL.....	6901
2. INDOOR DUTY WHITE.....	6902

---

#### 6901. DEPLOYED MEDICAL UNIT PERSONNEL

1. The Surgeon General, Medicine and Surgery, may direct its commands to issue U.S. Marine Corps combat field clothing to personnel assigned to Fleet Hospitals, Rapidly Deployable Medical Facilities, Mobile Medical Augmentation Readiness Teams, or similar Navy field medical units for wear while deployed or in a field trained environment. This wear of camouflage utility uniform is not authorized for routine daily wear within the hospital, nor for routine daily wear when not in a field environment.

2. The Navy considers U.S. Marine Corps combat field uniforms organizational clothing, which must be given to members at no cost. Follow <Article 6802> for manner of wear.

#### 6902. INDOOR DUTY WHITE

1. When prescribed, medical personnel may wear this uniform while working within the confines of a medical facility, and to and from work. Do not wear Indoor Duty White on liberty or for dress.

2. Indoor Duty White is defined as Summer White without ribbons for both male and female medical personnel. The blue cardigan sweater may be worn with it in working spaces. Button all buttons.

3. Medical personnel may wear a peacoat/reefer, overcoat, or all-weather coat, with the Indoor Duty White uniform.

## CHAPTER SIX

### RESERVE/RETIRED PERSONNEL

#### SECTION 10: RESERVE/RETIRED PERSONNEL

	<u>Article</u>
1. UNIFORMS FOR RESERVE PERSONNEL.....	61001
2. UNIFORMS FOR RETIRED PERSONNEL.....	61002

---

#### 61001. UNIFORMS FOR RESERVE PERSONNEL

##### 1. ON ACTIVE DUTY

a. Reserve personnel ordered to active duty wear the uniform prescribed for officers and enlisted personnel of their respective grade or rate.

b. When ordered to active duty, for purposes other than training, reserve personnel must have the same uniforms required of similarly rated or ranked regular Navy personnel. Reserve officers, on active duty for periods less than six months, need not have a sword, sword accessories, or Dinner Dress Jackets.

##### 2. NOT ON ACTIVE DUTY

a. General. Members of the Naval Reserve, who are not on active duty, wear the uniform of their grade or rate when,

(1) Performing inactive duty for training as a member of a Naval Reserve program.

(2) Performing active duty for training and the necessary travel in connection therewith.

(3) The above requirements may be waived by the Commander, Naval Military Personnel Command for specific members or units in the Naval Reserve.

b. Special Occasions. Members of the Naval Reserve, who are not on active duty, may wear the prescribed uniform of their grade or rate on occasions of an official nature, and on other occasions when the individual's presence is due primarily to membership in the Naval Reserve and wearing a uniform is appropriate.

c. Instruction. Officers and enlisted personnel of the Naval Reserve, who are not on active duty may wear the uniform of their grade while instructing a

cadet corps or similar organization at approved naval or military academies or other approved academic institution.

d. Foreign Countries. Reserve personnel, who are not on active duty living or visiting a foreign country, may only wear the uniform when on an invitation to ceremonies or social functions, or the regulations or customs of the country demand that attendants wear uniforms.

e. The uniform requirements for Reserve personnel are outlined in COMNAVRESFOR P7300.1 (series).

## 61002. UNIFORMS FOR RETIRED PERSONNEL

1. GENERAL. Retired officers and enlisted personnel, who are not on active duty, may wear the uniform, insignia, and qualifications corresponding to the rank or rating indicated on the retired list.

### 2. UNIFORM AUTHORIZED

a. Retired personnel may wear uniforms at ceremonies or official functions when the dignity of the occasion and good taste dictate. Wearing a uniform is appropriate for memorial services, weddings, funerals, balls, patriotic or military parades, ceremonies in which any active or reserve United States military unit is participating, and meetings or functions of military associations.

b. Retired personnel may wear the uniform of their grade while instructing a cadet corps or similar organization at approved naval or military academies or other approved academic institutions.

3. UNIFORM NOT AUTHORIZED. Retired personnel are prohibited from wearing the uniform in connection with personal enterprises, business activities, or while attending or participating in any demonstration, assembly or activity for the purpose of furthering personal or partisan views on political, social, economic, or religious issues.

4. FOREIGN COUNTRIES. Retired personnel, who are not on active duty, living or visiting a foreign country, may only wear a uniform to attend ceremonies or social functions when wearing a uniform is required by the terms of the invitations or customs of the country.

5. GROOMING STANDARDS. Retired personnel must comply with the grooming standards in these regulations, but uniforms and equipment may either be those prescribed here or those authorized at the time of their retirement.

6. RETURN TO ACTIVE DUTY. If retired personnel are ordered to active duty, they wear the uniforms prescribed for officers or enlisted personnel on active duty.

7. WEARING AWARDS ON CIVILIAN CLOTHES

a. Miniature Medals and Miniature Breast Insignia. You may wear miniature medals and breast insignia on civilian evening dress (white tie) or civilian dinner dress (black tie) in the same manner as for dinner dress jackets.

b. Medal of Honor. The Medal of Honor, for which there is no miniature, may be worn with civilian evening dress (white tie) and civilian dinner dress (black tie) in the same manner as for military uniforms.

c. Miniature Replicas. You may wear miniature replicas of ribbons made in the form of lapel buttons, or ribbons made in rosette form, on the left lapel of civilian clothes except civilian evening dress (white tie) and civilian dinner dress (black tie).

d. Miniature Distinguished Marksmanship and Pistol Shot Badges. You may wear miniature distinguished marksmanship and pistol shot badges as a lapel pin or as part of a tie clasp on civilian clothing.

e. Honorable Discharge and Service Buttons. You may wear honorable discharge and service buttons on left lapel of civilian clothes except civilian evening dress (white tie).

## **CHAPTER SEVEN**

### **CIVILIAN CLOTHING**

**SECTION 1: GENERAL INFORMATION**

**SECTION 2: GENERAL REGULATIONS PERTAINING TO THE WEARING  
OF CIVILIAN CLOTHES BY NAVAL PERSONNEL**

## CHAPTER SEVEN

### CIVILIAN CLOTHING

#### SECTION 1: GENERAL INFORMATION

	<u>Article</u>
1. CIVILIAN CLOTHING.....	7101.1
2. CASUAL CIVILIAN ATTIRE.....	7101.2
3. DRUG ADVOCATION PROHIBITED.....	7101.3
4. EARRINGS.....	7101.4
5. BODY PIERCING.....	7101.5
6. TATTOOS.....	7101.6
7. MUTILATION.....	7101.7
8. DENTAL ORNAMENTATION.....	7101.8

---

#### 7101. GENERAL INFORMATION

1. CIVILIAN CLOTHING. Officers and enlisted personnel are permitted to have civilian clothing in their possession at naval activities ashore when authorized by the prescribing authority. Personnel aboard ship may have civilian clothing when authorized by the commanding officer. Such clothing may be authorized for wear while leaving or returning to ships or stations, while awaiting transportation after permission to leave the ship has been given, while on authorized leave of absence, liberty, or in any off-duty status ashore. **Commands are authorized to suspend the wear of civilian clothing for individuals who fail to wear civilian clothing as outlined in this section. Civilian clothes privilege may also be suspended for those whose appearance may bring discredit upon the Navy, or who fail to maintain adequate uniforms or seabag requirements properly.** Regional commanders and the senior officers present may suspend the privilege of wearing civilian clothing to meet local conditions.

2. CASUAL CIVILIAN ATTIRE. Naval personnel shall ensure that their dress and personal appearance are appropriate for the occasion and will not discredit the Navy. Current styles and fashions which are conservative and in good taste are authorized. Tank-top shirts, white undershirts worn as outer garments, cut-off shorts and shower sandals are appropriate civilian attire for occasions such as picnics, athletic events, and other casual daytime activities, otherwise the above items are not acceptable within the confines of a military installation.

3. DRUG ADVOCATION PROHIBITED. Wearing or displaying clothing, jewelry, tattoos, etc., depicting marijuana or any other controlled substance or advocating

drug abuse is prohibited at all times on any military installation or under any circumstance which is likely to discredit the Navy.

4. EARRINGS. Earrings are prohibited for male personnel in civilian attire when in a duty status or while in/aboard any ship, craft, aircraft, or in any military vehicle, or within any base or other place under military jurisdiction or while participating in any organized military recreational activities. When considered appropriate by the prescribing authority under <Article 7201.2>. earrings may be prohibited while in foreign countries.

5. BODY PIERCING. Not authorized while in uniform. No articles, other than earrings (one earring per earlobe) for women, shall be attached to or through the ear, nose, or any other body part. Additionally, body piercing is not authorized in civilian attire when in a duty status or while in/aboard any ship, craft, aircraft, or in any military vehicle or within any base or other place under military jurisdiction, or while participating in any organized military recreational activities. When considered appropriate by the prescribing authority under <Article 7201.2>, body piercing may be prohibited while in foreign countries.

6. TATTOOS/BODY ART/BRANDS. No tattoos/body art/brands on the head, face, neck, or scalp. Tattoos/body art/brands elsewhere on the body that are prejudicial to good order, discipline and morale or are of a nature to bring discredit upon the Navy are prohibited. For example, tattoos/body art/brands that are excessive, obscene, sexually explicit or advocate or symbolize sex, gender, racial, religious, ethnic or national origin discrimination are prohibited. In addition, tattoos/body art/brands that advocate or symbolize gang affiliation, violence, supremacist or extremist groups, or drug use are prohibited. Tattoos/body art/brands will not be visible through uniform clothing. Waivers may be requested for prior service and existing tattoos from the Deputy Chief of Naval Operations (N131U).

7. MUTILATION. Intentional body mutilation, piercing, (article 2201.6c), branding/intentional scarring that are excessive or eccentric are prohibited. Some examples are:

(1) A split or forked tongue;

(2) Foreign objects inserted under the skin to create a design or pattern;



(3) Enlarged or stretched out holes in the ears (other than a normal piercing).

(4) Intentional scarring that appears on the neck, face, or scalp.

Waivers may be requested for prior service and existing body mutilation, piercing, branding/intentional scarring from the Deputy Chief of Naval Operations (N131U).

8. DENTAL ORNAMENTATION. The use of gold, platinum, or other veneers or caps for purposes of ornamentation are prohibited. Teeth, whether natural, capped or veneer, will not be ornamented with designs, jewels, initials, etc. Waivers may be requested for prior service and existing dental ornamentation from the Deputy Chief of Naval Operations (N131U).

## CHAPTER SEVEN

### CIVILIAN CLOTHING

#### SECTION 2: GENERAL REGULATIONS PERTAINING TO THE WEARING OF CIVILIAN CLOTHES BY NAVAL PERSONNEL

	<u>Article</u>
1. WEAR OF CIVILIAN CLOTHES IN FOREIGN COUNTRIES.....	7201
2. CIVILIAN CLOTHES FOR MILITARY PERSONNEL ON SPECIAL DUTY.....	7202
3. WEARING UNIFORM ARTICLES WITH CIVILIAN CLOTHES.....	7203
4. CIVILIAN CEREMONIAL REGALIA WORN WITH NAVAL UNIFORM.....	7204
5. GOVERNMENT TRANSPORTATION.....	7205

---

#### 7201. WEAR OF CIVILIAN CLOTHES IN FOREIGN COUNTRIES

1. If the laws of a country prohibit wearing foreign uniforms, wear civilian clothing.

2. Personnel traveling in a foreign country may wear civilian clothes, but wearing civilian clothes shall not conflict with <article 1301.4>. Prescribing authorities are responsible for setting civilian clothes guidelines appropriate for foreign countries.

#### 7202. CIVILIAN CLOTHES FOR MILITARY PERSONNEL ON SPECIAL DUTY

1. Chief of Naval Operations (N131U) establishes the requirement for enlisted personnel to wear civilian clothing in the performance of their official duties. Commanding officers will not direct enlisted personnel to wear civilian clothing in the performance of official duties unless a civilian clothing allowance has been authorized.

2. Prescribing authorities within the continental United States may authorize inspectors of Naval Material Command and other personnel in special billets whose offices are separate from other naval activities and whose duties require them to associate principally with civilians, to wear civilian clothes while performing assigned duties.

3. Personnel under instruction at civilian educational institutions and in civilian industrial establishments may wear civilian clothes at all times.

4. Medical and dental officers assigned to duty with veterans administration wear civilian clothes while performing such duty.

5. Medical officers serving as interns at civilian hospitals wear civilian clothes.

7203. WEARING UNIFORM ARTICLES WITH CIVILIAN CLOTHES.  
Military personnel may wear the military uniform articles listed below with civilian clothing.

- All-Weather Coat/Raincoat (w/o insignia)
- Belts with civilian buckles
- Cap, Knit Watch
- Command/Navy Ball Cap (w/o insignia)
- Gloves
- Handbag
- Jacket, Black (w/o insignia)
- Jacket, Khaki Windbreaker (w/o insignia)
- Necktie, Four-in-Hand
- Peacoat (w/o insignia)
- Shoes
- Socks/Hosiery
- Sweaters, Cardigan and Pullover Jersey
- Sweater, Black V-Neck Pullover (w/o nametag)
- Underwear

7204. CIVILIAN CEREMONIAL REGALIA WORN WITH NAVAL UNIFORM. Normally, wearing civilian ceremonial regalia when in uniform is improper. Naval personnel may wear academic regalia with the naval uniform on occasions of academic ceremony. This authorization does not apply at U.S. Naval Academy graduation exercises and is limited to carrying of the appropriate academic hood over the left forearm by personnel who have been awarded degrees above the Bachelor of Arts or Science level.

7205. GOVERNMENT TRANSPORTATION. Navy personnel traveling aboard any military organic or commercial contracted (chartered) aircraft may wear civilian clothing when traveling on regular/emergency leave or Space A travel. Personnel on PCS or TAD orders may travel in civilian clothing unless otherwise directed by cognizant authority. Those who wear a uniform will observe regional travel requirements. Navy personnel must ensure that their dress or personal appearance is appropriate for the occasion and conforms to required standards. Members wearing civilian clothing will ensure it is warm enough for in flight operations and destination. Personnel traveling overseas

should consult the DoD Foreign Clearance Guide for any particular uniform or civilian clothing requirements for their destination.